

**WHO/UNICEF  
Review of National Immunization Coverage  
1980-2008**

---

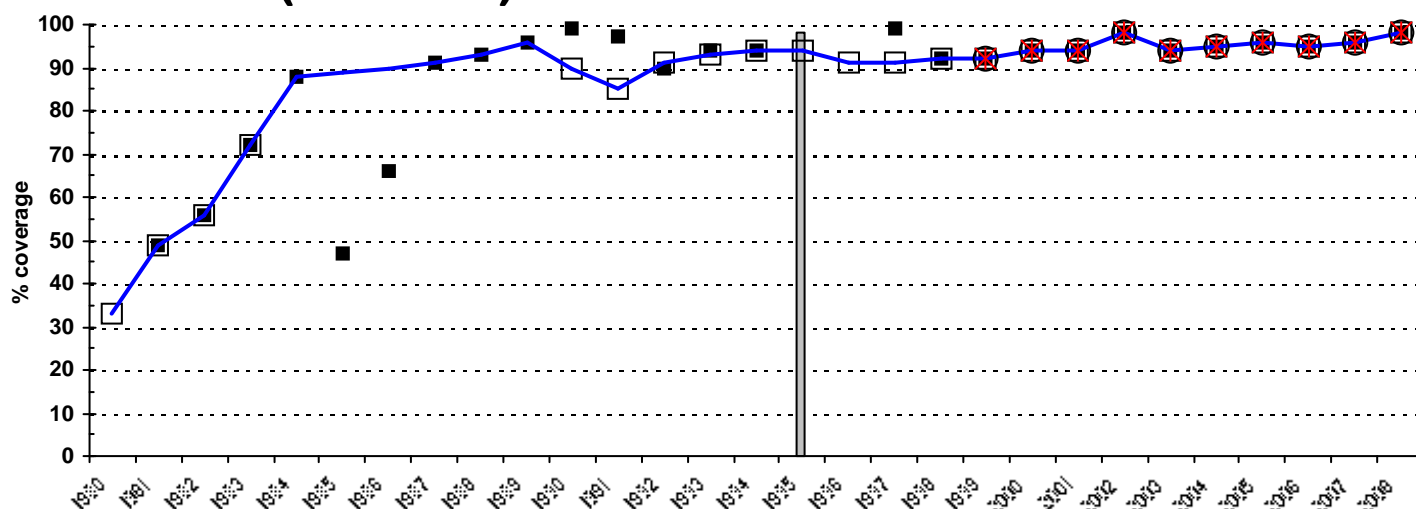
***Saudi Arabia***

---

**July, 2009**

# Saudi Arabia

## BCG (1980-2008)



### Description of trend

Estimated immunization coverage levels are based on reported data, supported by survey results. Low UNICEF reported data in 1985 and 1991 are probably due to an overestimation of the denominator.

### Data presented in chart

| Year | WHO/<br>UNICEF<br>estimate<br>(%) | Reported to:*   |                    | Government<br>official<br>estimate<br>(%) | Reported<br>doses<br>administered<br>(%)** | Survey data (%)***            |                              |
|------|-----------------------------------|-----------------|--------------------|---|--|-------------------------------|------------------------------|
|      |                                   | WHO<br>(%)<br>□ | UNICEF<br>(%)<br>■ |   |  | Survey<br>12-23<br>months<br> | Survey<br><12<br>months<br>+ |
| 1980 | 33                                | 33              |                    |   |  |                               |                              |
| 1981 | 49                                | 49              | 49                 |   |  |                               |                              |
| 1982 | 56                                | 56              | 56                 |   |  |                               |                              |
| 1983 | 72                                | 72              | 72                 |   |  |                               |                              |
| 1984 | 88                                |                 | 88                 |   |  |                               |                              |
| 1985 | 89                                |                 | 47                 |   |  |                               |                              |
| 1986 | 90                                |                 | 66                 |   |  |                               |                              |
| 1987 | 91                                |                 | 91                 |   |  |                               |                              |
| 1988 | 93                                |                 | 93                 |   |  |                               |                              |
| 1989 | 96                                |                 | 96                 |   |  |                               |                              |
| 1990 | 90                                | 90              | 99                 |   |  |                               |                              |
| 1991 | 85                                | 85              | 97                 |   |  |                               |                              |
| 1992 | 91                                | 91              | 90                 |   |  |                               |                              |
| 1993 | 93                                | 93              | 94                 |   |  |                               |                              |
| 1994 | 94                                | 94              | 94                 |   |  |                               |                              |
| 1995 | 94                                | 94              |                    |   |  | 98                            |                              |
| 1996 | 91                                | 91              |                    |   |  |                               |                              |
| 1997 | 91                                | 91              | 99                 |   |  |                               |                              |
| 1998 | 92                                | 92              | 92                 |   |  |                               |                              |
| 1999 | 92                                | 92              | 92                 | 92  | 92   |                               |                              |
| 2000 | 94                                | 94              | 94                 | 94  | 94   |                               |                              |
| 2001 | 94                                | 94              | 94                 | 94  | 94   |                               |                              |
| 2002 | 98                                | 98              | 98                 | 98  | 98   |                               |                              |
| 2003 | 94                                | 94              | 94                 | 94  | 94   |                               |                              |
| 2004 | 95                                | 95              | 95                 | 95  | 95   |                               |                              |
| 2005 | 96                                | 96              | 96                 | 96  | 96   |                               |                              |
| 2006 | 95                                | 95              | 95                 | 95  | 95   |                               |                              |
| 2007 | 96                                | 96              | 96                 | 96  | 96   |                               |                              |
| 2008 | 98                                | 98              | 98                 | 98  | 98   |                               |                              |

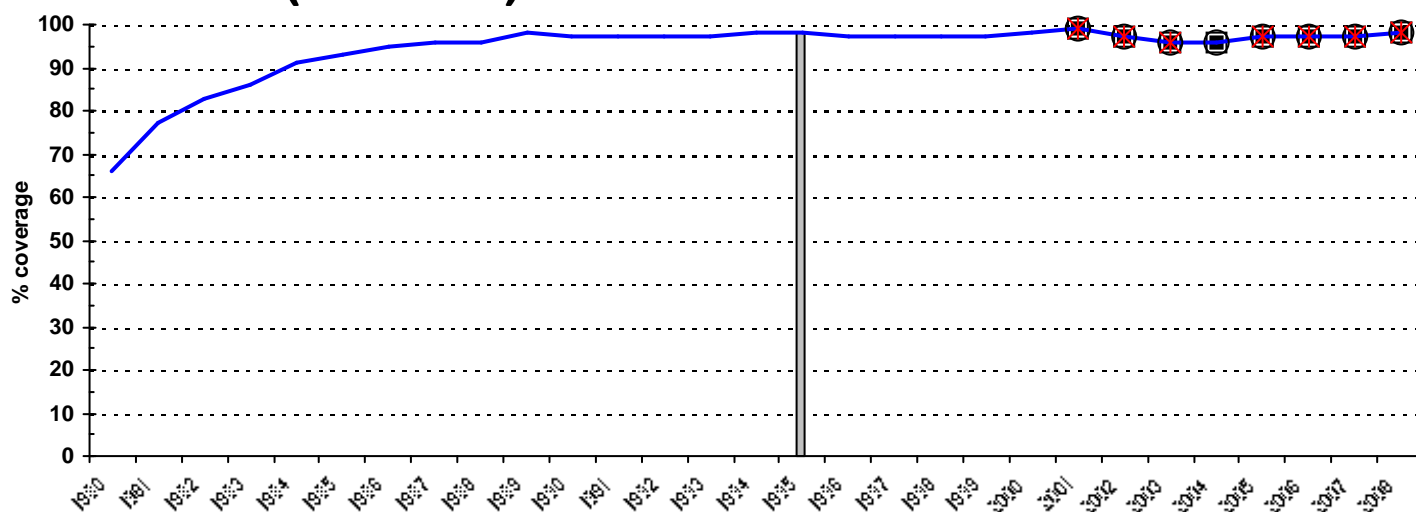
\*Prior to 1998 national reports to WHO/UNICEF did not specify whether information was derived from administrative records, surveys or other sources.

\*\*Coverage based on registration of doses administered by health care providers.

\*\*\*In case more than one survey was implemented in a certain year the highest value is presented. Details of all data are presented in the second section of this report.

# Saudi Arabia

## DTP1 (1980-2008)



### Description of trend

WHO and UNICEF began requesting data on DTP1 coverage in 2001 and have received national reports reflecting DTP1 coverage from 200 onward. The DTP1 estimates from 2000 onward are based on these reports. For years prior to 2001 the estimates are derived from the WHO/UNICEF estimates of DTP3 and the relationship between the levels of DTP3 coverage and the drop-out between DTP1 and DTP3. This relationship results from an analysis of 282 surveys conducted in 101 countries which were published between 1980 and 2004.

### Data presented in chart

| Year | WHO/<br>UNICEF<br>estimate<br>(%) | Reported to:* |               | Government<br>official<br>estimate<br>(%) | Reported<br>doses<br>administered<br>(%)** | Survey data (%)***        |                         |
|------|-----------------------------------|---------------|---------------|---|--|---------------------------|-------------------------|
|      |                                   | WHO<br>(%)    | UNICEF<br>(%) |   |  | Survey<br>12-23<br>months | Survey<br><12<br>months |
| 1980 | 66                                |               |               |   |  |                           |                         |
| 1981 | 77                                |               |               |   |  |                           |                         |
| 1982 | 83                                |               |               |   |  |                           |                         |
| 1983 | 86                                |               |               |   |  |                           |                         |
| 1984 | 91                                |               |               |   |  |                           |                         |
| 1985 | 93                                |               |               |   |  |                           |                         |
| 1986 | 95                                |               |               |   |  |                           |                         |
| 1987 | 96                                |               |               |   |  |                           |                         |
| 1988 | 96                                |               |               |   |  |                           |                         |
| 1989 | 98                                |               |               |   |  |                           |                         |
| 1990 | 97                                |               |               |   |  |                           |                         |
| 1991 | 97                                |               |               |   |  |                           |                         |
| 1992 | 97                                |               |               |   |  |                           |                         |
| 1993 | 97                                |               |               |   |  |                           |                         |
| 1994 | 98                                |               |               |   |  |                           |                         |
| 1995 | 98                                |               |               |   |  | 98                        |                         |
| 1996 | 97                                |               |               |   |  |                           |                         |
| 1997 | 97                                |               |               |   |  |                           |                         |
| 1998 | 97                                |               |               |   |  |                           |                         |
| 1999 | 97                                |               |               |   |  |                           |                         |
| 2000 | 98                                |               |               |   |  |                           |                         |
| 2001 | 99                                | 99            | 99            | 99  | 99   |                           |                         |
| 2002 | 97                                | 97            | 97            | 97  | 97   |                           |                         |
| 2003 | 96                                | 96            | 96            | 96  | 96   |                           |                         |
| 2004 | 96                                | 96            | 96            | 96  |  |                           |                         |
| 2005 | 97                                | 97            | 97            | 97  | 97   |                           |                         |
| 2006 | 97                                | 97            | 97            | 97  | 97   |                           |                         |
| 2007 | 97                                | 97            | 97            | 97  | 97   |                           |                         |
| 2008 | 98                                | 98            | 98            | 98  | 98   |                           |                         |

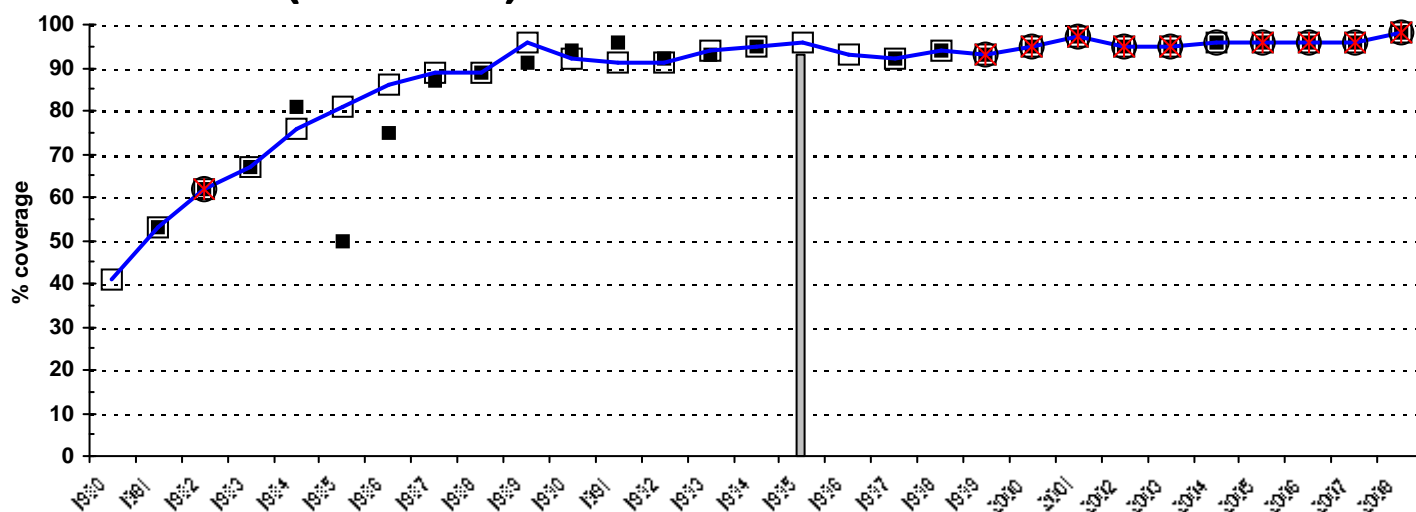
\*Prior to 1998 national reports to WHO/UNICEF did not specify whether information was derived from administrative records, surveys or other sources.

\*\*Coverage based on registration of doses administered by health care providers.

\*\*\*In case more than one survey was implemented in a certain year the highest value is presented. Details of all data are presented in the second section of this report.

# Saudi Arabia

## DTP3 (1980-2008)



### Description of trend

Estimated immunization coverage levels are based on reported data, supported by survey results.

### Data presented in chart

| Year | WHO/<br>UNICEF<br>estimate<br>(%) | Reported to:* |               | Government<br>official<br>estimate<br>(%) | Reported<br>doses<br>administered<br>(%)** | Survey data (%)***        |                         |
|------|-----------------------------------|---------------|---------------|---|--|---------------------------|-------------------------|
|      |                                   | WHO<br>(%)    | UNICEF<br>(%) |   |  | Survey<br>12-23<br>months | Survey<br><12<br>months |
| 1980 | 41                                | 41            |               |   |  |                           |                         |
| 1981 | 53                                | 53            | 53            |   |  |                           |                         |
| 1982 | 62                                | 62            | 62            | 62  | 62   |                           |                         |
| 1983 | 67                                | 67            | 67            |   |  |                           |                         |
| 1984 | 76                                | 76            | 81            |   |  |                           |                         |
| 1985 | 81                                | 81            | 50            |   |  |                           |                         |
| 1986 | 86                                | 86            | 75            |   |  |                           |                         |
| 1987 | 89                                | 89            | 87            |   |  |                           |                         |
| 1988 | 89                                | 89            | 89            |   |  |                           |                         |
| 1989 | 96                                | 96            | 91            |   |  |                           |                         |
| 1990 | 92                                | 92            | 94            |   |  |                           |                         |
| 1991 | 91                                | 91            | 96            |   |  |                           |                         |
| 1992 | 91                                | 91            | 92            |   |  |                           |                         |
| 1993 | 94                                | 94            | 93            |   |  |                           |                         |
| 1994 | 95                                | 95            | 95            |   |  |                           |                         |
| 1995 | 96                                | 96            |               |   |  | 93                        |                         |
| 1996 | 93                                | 93            |               |   |  |                           |                         |
| 1997 | 92                                | 92            | 92            |   |  |                           |                         |
| 1998 | 94                                | 94            | 94            |   |  |                           |                         |
| 1999 | 93                                | 93            | 93            | 93  | 93   |                           |                         |
| 2000 | 95                                | 95            | 95            | 95  | 95   |                           |                         |
| 2001 | 97                                | 97            | 97            | 97  | 97   |                           |                         |
| 2002 | 95                                | 95            | 95            | 95  | 95   |                           |                         |
| 2003 | 95                                | 95            | 95            | 95  | 95   |                           |                         |
| 2004 | 96                                | 96            | 96            | 96  | 96   |                           |                         |
| 2005 | 96                                | 96            | 96            | 96  | 96   |                           |                         |
| 2006 | 96                                | 96            | 96            | 96  | 96   |                           |                         |
| 2007 | 96                                | 96            | 96            | 96  | 96   |                           |                         |
| 2008 | 98                                | 98            | 98            | 98  | 98   |                           |                         |

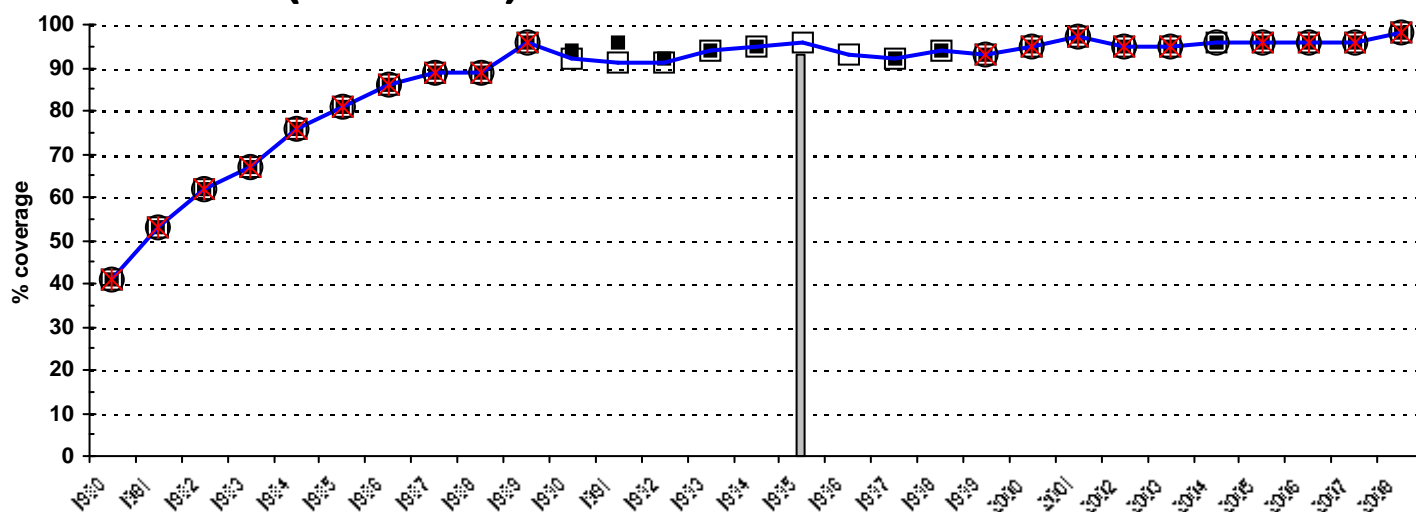
\*Prior to 1998 national reports to WHO/UNICEF did not specify whether information was derived from administrative records, surveys or other sources.

\*\*Coverage based on registration of doses administered by health care providers.

\*\*\*In case more than one survey was implemented in a certain year the highest value is presented. Details of all data are presented in the second section of this report.

# Saudi Arabia

## Pol3 (1980-2008)



### Description of trend

Estimated immunization coverage levels are based on reported data, supported by survey results.

### Data presented in chart

| Year | WHO/<br>UNICEF<br>estimate<br>(%) | Reported to:* |               | Government<br>official<br>estimate<br>(%) | Reported<br>doses<br>administered<br>(%)** | Survey data (%)***        |                         |
|------|-----------------------------------|---------------|---------------|---|--|---------------------------|-------------------------|
|      |                                   | WHO<br>(%)    | UNICEF<br>(%) |   |  | Survey<br>12-23<br>months | Survey<br><12<br>months |
| 1980 | 41                                | 41            | 41            | 41  | 41   |                           |                         |
| 1981 | 53                                | 53            | 53            | 53  | 53   |                           |                         |
| 1982 | 62                                | 62            | 62            | 62  | 62   |                           |                         |
| 1983 | 67                                | 67            | 67            | 67  | 67   |                           |                         |
| 1984 | 76                                | 76            | 76            | 76  | 76   |                           |                         |
| 1985 | 81                                | 81            | 81            | 81  | 81   |                           |                         |
| 1986 | 86                                | 86            | 86            | 86  | 86   |                           |                         |
| 1987 | 89                                | 89            | 89            | 89  | 89   |                           |                         |
| 1988 | 89                                | 89            | 89            | 89  | 89   |                           |                         |
| 1989 | 96                                | 96            | 96            | 96  | 96   |                           |                         |
| 1990 | 92                                | 92            | 94            |   |  |                           |                         |
| 1991 | 91                                | 91            | 96            |   |  |                           |                         |
| 1992 | 91                                | 91            | 92            |   |  |                           |                         |
| 1993 | 94                                | 94            | 94            |   |  |                           |                         |
| 1994 | 95                                | 95            | 95            |   |  |                           |                         |
| 1995 | 96                                | 96            |               |   |  | 93                        |                         |
| 1996 | 93                                | 93            |               |   |  |                           |                         |
| 1997 | 92                                | 92            | 92            |   |  |                           |                         |
| 1998 | 94                                | 94            | 94            |   |  |                           |                         |
| 1999 | 93                                | 93            | 93            | 93  | 93   |                           |                         |
| 2000 | 95                                | 95            | 95            | 95  | 95   |                           |                         |
| 2001 | 97                                | 97            | 97            | 97  | 97   |                           |                         |
| 2002 | 95                                | 95            | 95            | 95  | 95   |                           |                         |
| 2003 | 95                                | 95            | 95            | 95  | 95   |                           |                         |
| 2004 | 96                                | 96            | 96            | 96  | 96   |                           |                         |
| 2005 | 96                                | 96            | 96            | 96  | 96   |                           |                         |
| 2006 | 96                                | 96            | 96            | 96  | 96   |                           |                         |
| 2007 | 96                                | 96            | 96            | 96  | 96   |                           |                         |
| 2008 | 98                                | 98            | 98            | 98  | 98   |                           |                         |

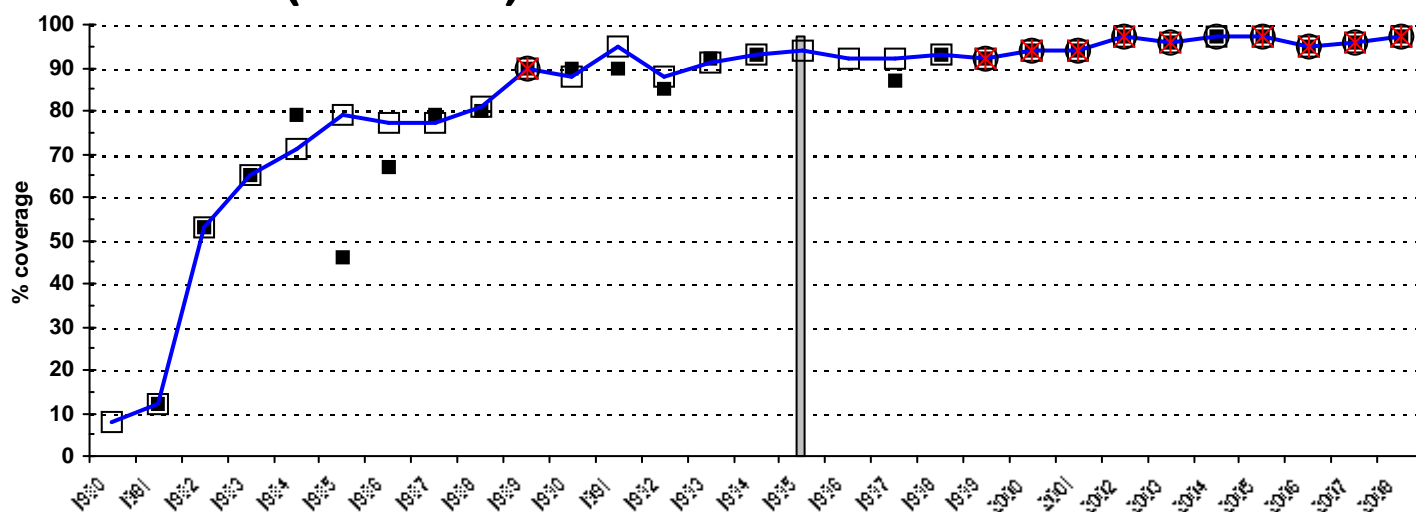
\*Prior to 1998 national reports to WHO/UNICEF did not specify whether information was derived from administrative records, surveys or other sources.

\*\*Coverage based on registration of doses administered by health care providers.

\*\*\*In case more than one survey was implemented in a certain year the highest value is presented. Details of all data are presented in the second section of this report.

# Saudi Arabia

## MCV (1980-2008)



### Description of trend

Estimated immunization coverage levels are based on reported data, supported by survey results.

### Data presented in chart

| Year | WHO/<br>UNICEF<br>estimate<br>(%) | Reported to:* |               | Government<br>official<br>estimate<br>(%) | Reported<br>doses<br>administered<br>(%)** | Survey data (%)***        |                         |
|------|-----------------------------------|---------------|---------------|---|--|---------------------------|-------------------------|
|      |                                   | WHO<br>(%)    | UNICEF<br>(%) |   |  | Survey<br>12-23<br>months | Survey<br><12<br>months |
| 1980 | 8                                 | 8             |               |   |  |                           |                         |
| 1981 | 12                                | 12            | 12            |   |  |                           |                         |
| 1982 | 53                                | 53            | 53            |   |  |                           |                         |
| 1983 | 65                                | 65            | 65            |   |  |                           |                         |
| 1984 | 71                                | 71            | 79            |   |  |                           |                         |
| 1985 | 79                                | 79            | 46            |   |  |                           |                         |
| 1986 | 77                                | 77            | 67            |   |  |                           |                         |
| 1987 | 77                                | 77            | 79            |   |  |                           |                         |
| 1988 | 81                                | 81            | 80            |   |  |                           |                         |
| 1989 | 90                                | 90            | 90            | 90  | 90   |                           |                         |
| 1990 | 88                                | 88            | 90            |   |  |                           |                         |
| 1991 | 95                                | 95            | 90            |   |  |                           |                         |
| 1992 | 88                                | 88            | 85            |   |  |                           |                         |
| 1993 | 91                                | 91            | 92            |   |  |                           |                         |
| 1994 | 93                                | 93            | 93            |   |  |                           |                         |
| 1995 | 94                                | 94            |               |   |  | 97                        |                         |
| 1996 | 92                                | 92            |               |   |  |                           |                         |
| 1997 | 92                                | 92            | 87            |   |  |                           |                         |
| 1998 | 93                                | 93            | 93            |   |  |                           |                         |
| 1999 | 92                                | 92            | 92            | 92  | 92   |                           |                         |
| 2000 | 94                                | 94            | 94            | 94  | 94   |                           |                         |
| 2001 | 94                                | 94            | 94            | 94  | 94   |                           |                         |
| 2002 | 97                                | 97            | 97            | 97  | 97   |                           |                         |
| 2003 | 96                                | 96            | 96            | 96  | 96   |                           |                         |
| 2004 | 97                                | 97            | 97            | 97  |  |                           |                         |
| 2005 | 97                                | 97            | 97            | 97  | 97   |                           |                         |
| 2006 | 95                                | 95            | 95            | 95  | 95   |                           |                         |
| 2007 | 96                                | 96            | 96            | 96  | 96   |                           |                         |
| 2008 | 97                                | 97            | 97            | 97  | 97   |                           |                         |

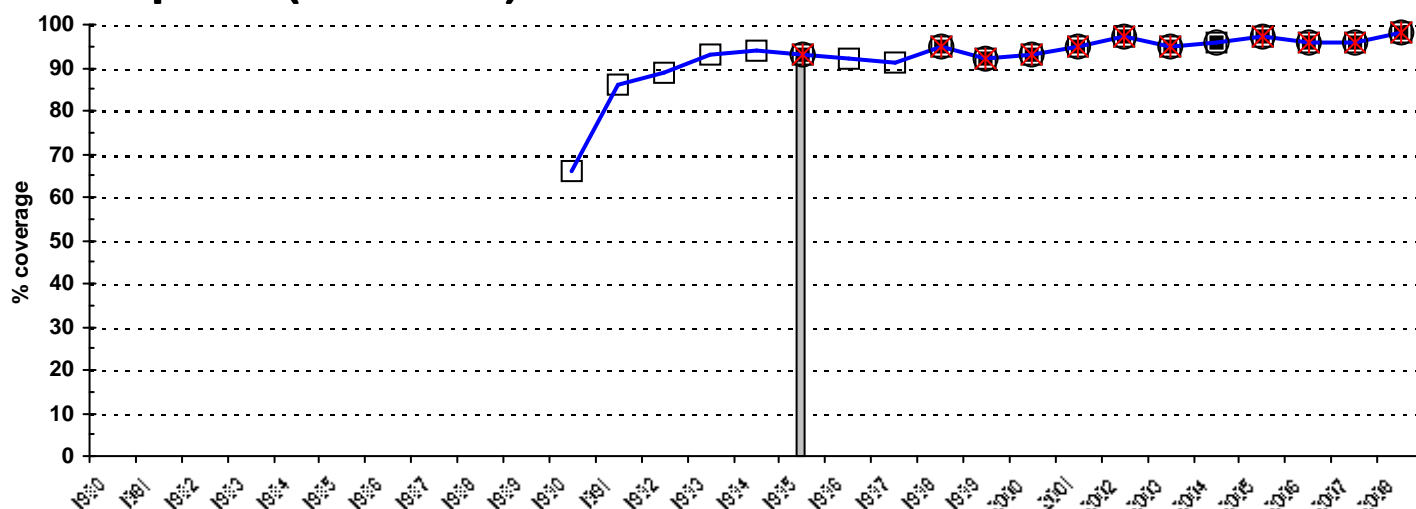
\*Prior to 1998 national reports to WHO/UNICEF did not specify whether information was derived from administrative records, surveys or other sources.

\*\*Coverage based on registration of doses administered by health care providers.

\*\*\*In case more than one survey was implemented in a certain year the highest value is presented. Details of all data are presented in the second section of this report.

# Saudi Arabia

## HepB3 (1980-2008)



### Description of trend

Introduction of Hepatitis B vaccine in 1990s. Estimated immunization coverage levels are based on reported data, supported by survey result

### Data presented in chart

| Year | WHO/<br>UNICEF<br>estimate<br>(%) | Reported to:* |               | Government<br>official<br>estimate<br>(%) | Reported<br>doses<br>administered<br>(%)** | Survey data (%)***        |                         |
|------|-----------------------------------|---------------|---------------|---|--|---------------------------|-------------------------|
|      |                                   | WHO<br>(%)    | UNICEF<br>(%) |   |  | Survey<br>12-23<br>months | Survey<br><12<br>months |
| 1980 |                                   |               |               |   |  |                           |                         |
| 1981 |                                   |               |               |   |  |                           |                         |
| 1982 |                                   |               |               |   |  |                           |                         |
| 1983 |                                   |               |               |   |  |                           |                         |
| 1984 |                                   |               |               |   |  |                           |                         |
| 1985 |                                   |               |               |   |  |                           |                         |
| 1986 |                                   |               |               |   |  |                           |                         |
| 1987 |                                   |               |               |   |  |                           |                         |
| 1988 |                                   |               |               |   |  |                           |                         |
| 1989 |                                   |               |               |   |  |                           |                         |
| 1990 | 66                                | 66            |               |   |  |                           |                         |
| 1991 | 86                                | 86            |               |   |  |                           |                         |
| 1992 | 89                                | 89            |               |   |  |                           |                         |
| 1993 | 93                                | 93            |               |   |  |                           |                         |
| 1994 | 94                                | 94            |               |   |  |                           |                         |
| 1995 | 93                                | 93            | 93            | 93  | 93   | 92                        |                         |
| 1996 | 92                                | 92            |               |   |  |                           |                         |
| 1997 | 91                                | 91            |               |   |  |                           |                         |
| 1998 | 95                                | 95            | 95            | 95  | 95   |                           |                         |
| 1999 | 92                                | 92            | 92            | 92  | 92   |                           |                         |
| 2000 | 93                                | 93            | 93            | 93  | 93   |                           |                         |
| 2001 | 95                                | 95            | 95            | 95  | 95   |                           |                         |
| 2002 | 97                                | 97            | 97            | 97  | 97   |                           |                         |
| 2003 | 95                                | 95            | 95            | 95  | 95   |                           |                         |
| 2004 | 96                                | 96            | 96            | 96  | 96   |                           |                         |
| 2005 | 97                                | 97            | 97            | 97  | 97   |                           |                         |
| 2006 | 96                                | 96            | 96            | 96  | 96   |                           |                         |
| 2007 | 96                                | 96            | 96            | 96  | 96   |                           |                         |
| 2008 | 98                                | 98            | 98            | 98  | 98   |                           |                         |

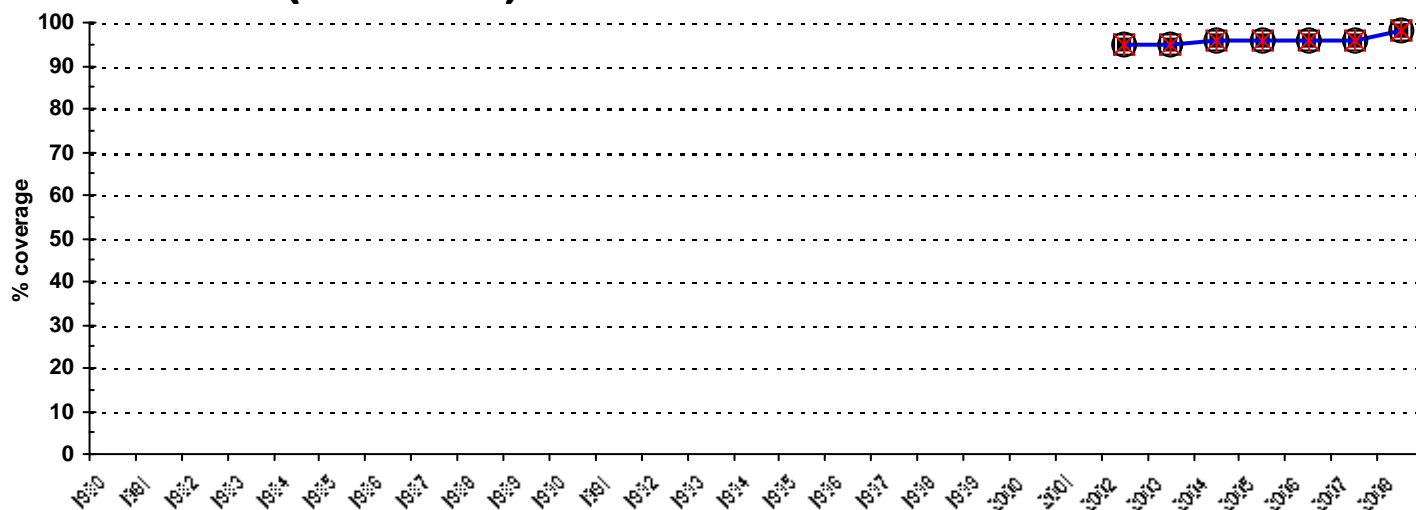
\*Prior to 1998 national reports to WHO/UNICEF did not specify whether information was derived from administrative records, surveys or other sources.

\*\*Coverage based on registration of doses administered by health care providers.

\*\*\*In case more than one survey was implemented in a certain year the highest value is presented. Details of all data are presented in the second section of this report.

# Saudi Arabia

## Hib3 (1980-2008)



### Description of trend

Hib vaccine introduced in 2002. Estimated immunization coverage levels are based on reported data.

### Data presented in chart

| Year | WHO/<br>UNICEF<br>estimate<br>(%) | Reported to:* |               | Government<br>official<br>estimate<br>(%) | Reported<br>doses<br>administered<br>(%)** | Survey data (%)***        |                         |
|------|-----------------------------------|---------------|---------------|---|--|---------------------------|-------------------------|
|      |                                   | WHO<br>(%)    | UNICEF<br>(%) |   |  | Survey<br>12-23<br>months | Survey<br><12<br>months |
| 1980 |                                   |               |               |   |  |                           |                         |
| 1981 |                                   |               |               |   |  |                           |                         |
| 1982 |                                   |               |               |   |  |                           |                         |
| 1983 |                                   |               |               |   |  |                           |                         |
| 1984 |                                   |               |               |   |  |                           |                         |
| 1985 |                                   |               |               |   |  |                           |                         |
| 1986 |                                   |               |               |   |  |                           |                         |
| 1987 |                                   |               |               |   |  |                           |                         |
| 1988 |                                   |               |               |   |  |                           |                         |
| 1989 |                                   |               |               |   |  |                           |                         |
| 1990 |                                   |               |               |   |  |                           |                         |
| 1991 |                                   |               |               |   |  |                           |                         |
| 1992 |                                   |               |               |   |  |                           |                         |
| 1993 |                                   |               |               |   |  |                           |                         |
| 1994 |                                   |               |               |   |  |                           |                         |
| 1995 |                                   |               |               |   |  |                           |                         |
| 1996 |                                   |               |               |   |  |                           |                         |
| 1997 |                                   |               |               |   |  |                           |                         |
| 1998 |                                   |               |               |   |  |                           |                         |
| 1999 |                                   |               |               |   |  |                           |                         |
| 2000 |                                   |               |               |   |  |                           |                         |
| 2001 |                                   |               |               |   |  |                           |                         |
| 2002 | 95                                | 95            | 95            | 95  | 95   |                           |                         |
| 2003 | 95                                | 95            | 95            | 95  | 95   |                           |                         |
| 2004 | 96                                | 96            | 96            | 96  | 96   |                           |                         |
| 2005 | 96                                | 96            | 96            | 96  | 96   |                           |                         |
| 2006 | 96                                | 96            | 96            | 96  | 96   |                           |                         |
| 2007 | 96                                | 96            | 96            | 96  | 96   |                           |                         |
| 2008 | 98                                | 98            | 98            | 98  | 98   |                           |                         |

\*Prior to 1998 national reports to WHO/UNICEF did not specify whether information was derived from administrative records, surveys or other sources.

\*\*Coverage based on registration of doses administered by health care providers.

\*\*\*In case more than one survey was implemented in a certain year the highest value is presented. Details of all data are presented in the second section of this report.

# Saudi Arabia

## Details Survey Data

### Year Source

| Antigen  | Confirmation method | % coverage | Compliance with schedule | Age group | Sample size | % cards seen | Survey year | Comments |
|--|---------------------|------------|--------------------------|-----------|-------------|--------------|-------------|----------|
| <b>1995 Saudi Arabia Family Health Survey 1996, 2000</b> |                     |            |                          |           |             |              |             |          |
| BCG  | Card or History     | 98.4       |                          | 12-23 m   | 2197        | 83.2         | 1996        |          |
| DTP1   | Card or History     | 97.7       |                          | 12-23 m   | 2197        | 83.2         | 1996        |          |
| DTP3   | Card or History     | 92.6       |                          | 12-23 m   | 2197        | 83.2         | 1996        |          |
| Pol3   | Card or History     | 92.6       |                          | 12-23 m   | 2197        | 83.2         | 1996        |          |
| MCV  | Card or History     | 96.6       |                          | 12-23 m   | 2197        | 83.2         | 1996        |          |
| HepB   | Card or History     | 91.8       |                          | 12-23 m   | 2197        | 83.2         | 1996        |          |

