

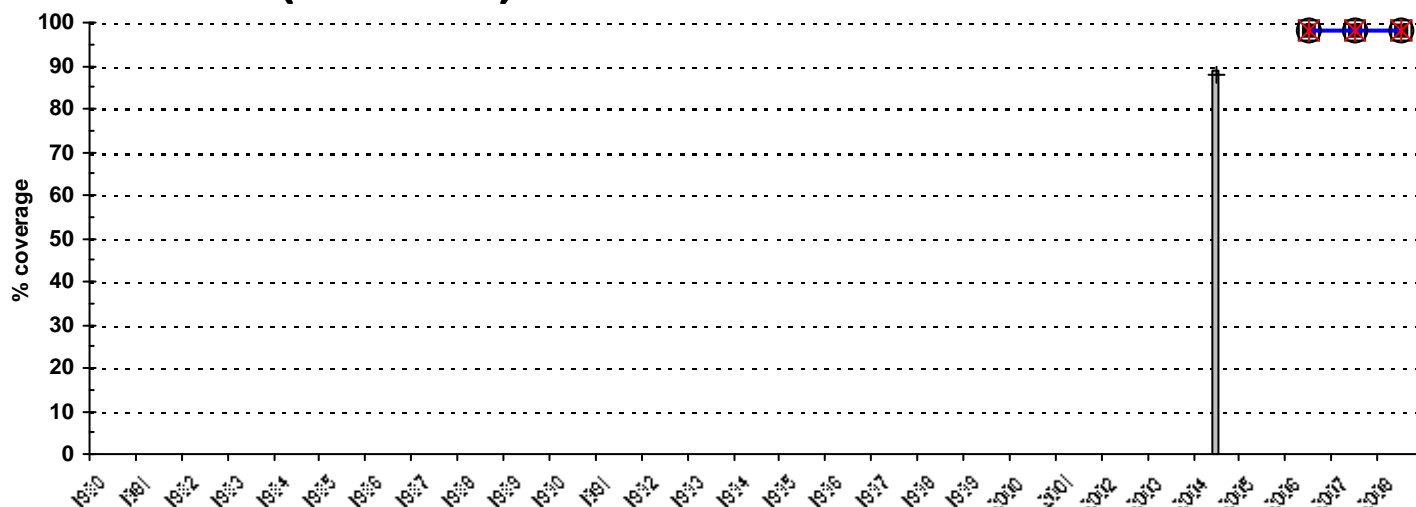
**WHO/UNICEF
Review of National Immunization Coverage
1980-2008**

Montenegro

July, 2009

Montenegro

BCG (1980-2008)



Description of trend

Montenegro was admitted to the UN and became a WHO member state in June 2006. Estimated coverage levels are based on reported data supported by survey results.

Data presented in chart

Year	WHO/ UNICEF estimate (%)	Reported to:*		Government official estimate (%)	Reported doses administered (%)**	Survey data (%)***	
		WHO (%)	UNICEF (%)			Survey 12-23 months	Survey <12 months
1980							
1981							
1982							
1983							
1984							
1985							
1986							
1987							
1988							
1989							
1990							
1991							
1992							
1993							
1994							
1995							
1996							
1997							
1998							
1999							
2000							
2001							
2002							
2003							
2004						89	88
2005							
2006	98	98	98	98	98		
2007	98	98	98	98	98		
2008	98	98	98	98	98		

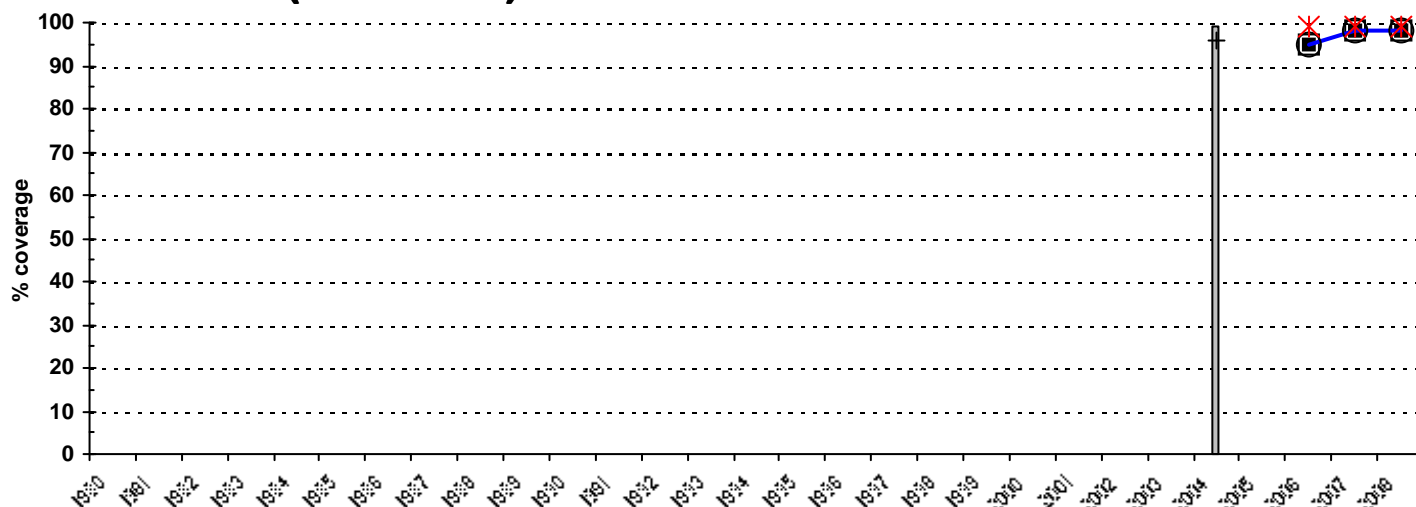
*Prior to 1998 national reports to WHO/UNICEF did not specify whether information was derived from administrative records, surveys or other sources.

**Coverage based on registration of doses administered by health care providers.

***In case more than one survey was implemented in a certain year the highest value is presented. Details of all data are presented in the second section of this report.

Montenegro

DTP1 (1980-2008)



Description of trend

Montenegro was admitted to the UN and became a WHO member state in June 2006. Estimated coverage levels are based on reported data supported by survey results.

Data presented in chart

Year	WHO/ UNICEF estimate (%)	Reported to:*		Government official estimate (%)	Reported doses administered (%)**	Survey data (%)***	
		WHO (%)	UNICEF (%)			Survey 12-23 months	Survey <12 months
1980							
1981							
1982							
1983							
1984							
1985							
1986							
1987							
1988							
1989							
1990							
1991							
1992							
1993							
1994							
1995							
1996							
1997							
1998							
1999							
2000							
2001							
2002							
2003							
2004						99	96
2005							
2006	95	95	95	95	99		
2007	98	98	98	98	99		
2008	98	98	98	98	99		

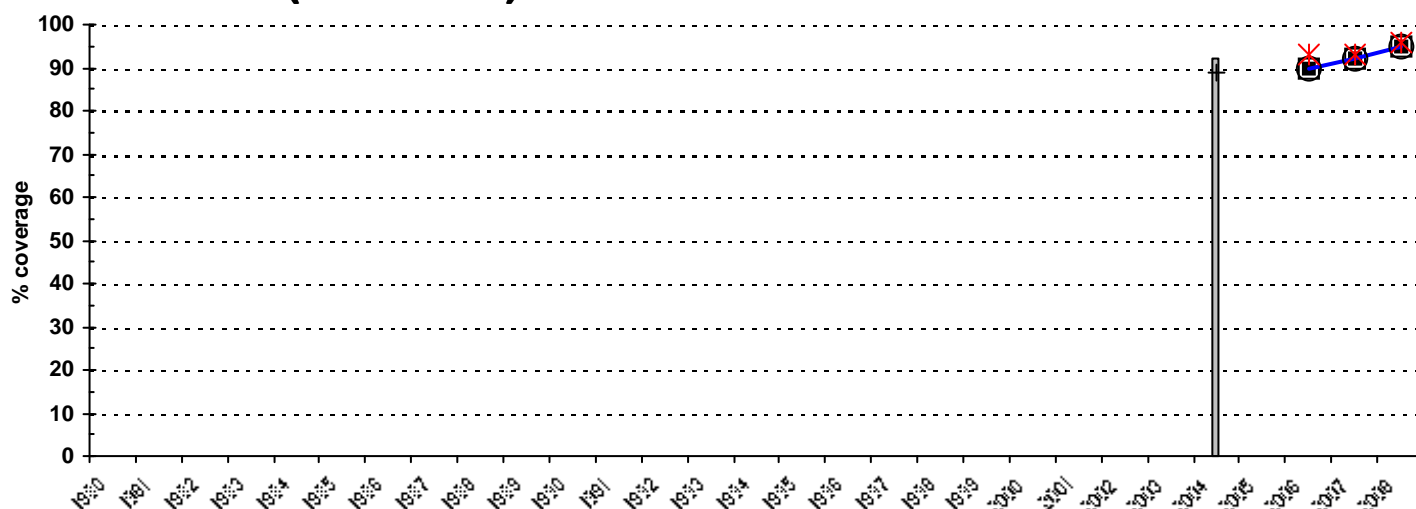
*Prior to 1998 national reports to WHO/UNICEF did not specify whether information was derived from administrative records, surveys or other sources.

**Coverage based on registration of doses administered by health care providers.

***In case more than one survey was implemented in a certain year the highest value is presented. Details of all data are presented in the second section of this report.

Montenegro

DTP3 (1980-2008)



Description of trend

Montenegro was admitted to the UN and became a WHO member state in June 2006. Estimated coverage levels are based on reported data supported by survey results.

Data presented in chart

Year	WHO/ UNICEF estimate (%) —	Reported to:*		Government official estimate (%) ○	Reported doses administered (%)** ✕	Survey data (%)***	
		WHO (%) □	UNICEF (%) ■			Survey 12-23 months 	Survey <12 months +
1980							
1981							
1982							
1983							
1984							
1985							
1986							
1987							
1988							
1989							
1990							
1991							
1992							
1993							
1994							
1995							
1996							
1997							
1998							
1999							
2000							
2001							
2002							
2003							
2004						92	89
2005							
2006	90	90	90	90	93		
2007	92	92	92	92	93		
2008	95	95	95	95	96		

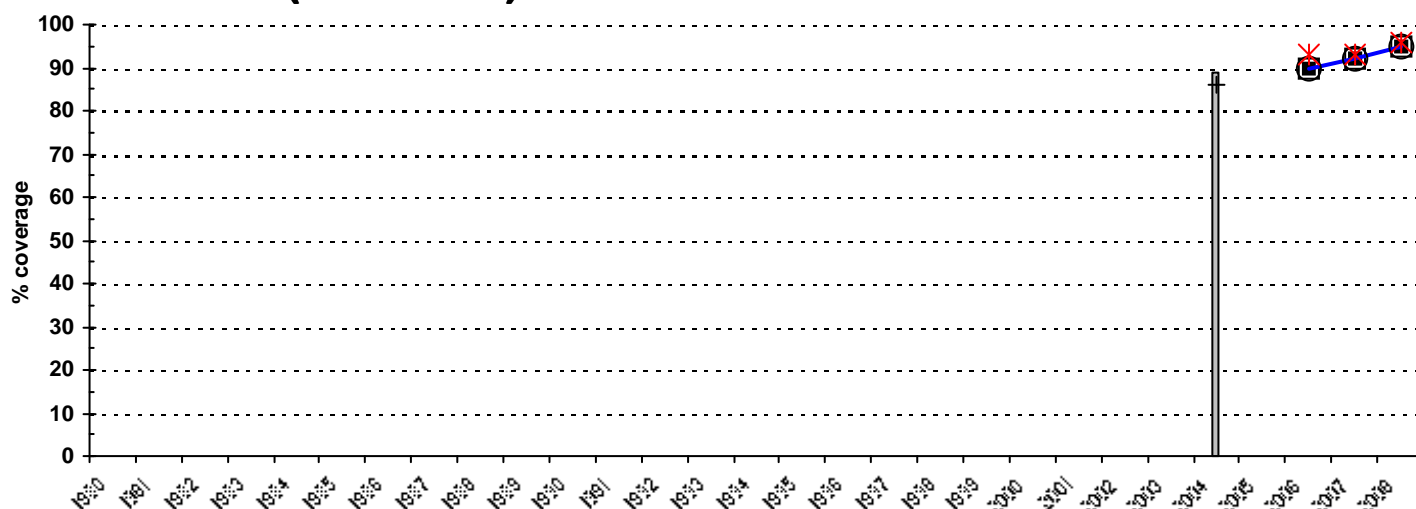
*Prior to 1998 national reports to WHO/UNICEF did not specify whether information was derived from administrative records, surveys or other sources.

**Coverage based on registration of doses administered by health care providers.

***In case more than one survey was implemented in a certain year the highest value is presented. Details of all data are presented in the second section of this report.

Montenegro

Pol3 (1980-2008)



Description of trend

Montenegro was admitted to the UN and became a WHO member state in June 2006. Estimated coverage levels are based on reported data supported by survey results.

Data presented in chart

Year	WHO/ UNICEF estimate (%) —	Reported to:*		Government official estimate (%) ○	Reported doses administered (%)** ✕	Survey data (%)***	
		WHO (%) □	UNICEF (%) ■			Survey 12-23 months 	Survey <12 months +
1980							
1981							
1982							
1983							
1984							
1985							
1986							
1987							
1988							
1989							
1990							
1991							
1992							
1993							
1994							
1995							
1996							
1997							
1998							
1999							
2000							
2001							
2002							
2003							
2004						89	86
2005							
2006	90	90	90	90	93		
2007	92	92	92	92	93		
2008	95	95	95	95	96		

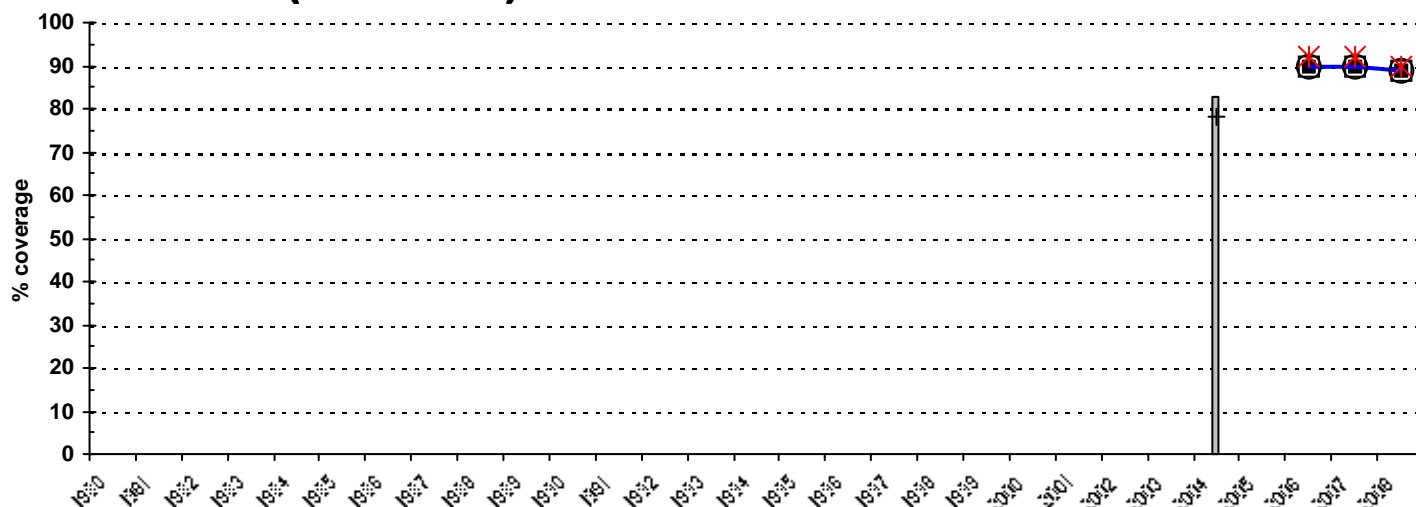
*Prior to 1998 national reports to WHO/UNICEF did not specify whether information was derived from administrative records, surveys or other sources.

**Coverage based on registration of doses administered by health care providers.

***In case more than one survey was implemented in a certain year the highest value is presented. Details of all data are presented in the second section of this report.

Montenegro

MCV (1980-2008)



Description of trend

Montenegro was admitted to the UN and became a WHO member state in June 2006. Estimated coverage levels are based on reported data

Data presented in chart

Year	WHO/ UNICEF estimate (%) —	Reported to:*		Government official estimate (%) ○	Reported doses administered (%)** ✕	Survey data (%)***	
		WHO (%) □	UNICEF (%) ■			Survey 12-23 months ▮	Survey <12 months +
1980							
1981							
1982							
1983							
1984							
1985							
1986							
1987							
1988							
1989							
1990							
1991							
1992							
1993							
1994							
1995							
1996							
1997							
1998							
1999							
2000							
2001							
2002							
2003							
2004						83	78
2005							
2006	90	90	90	90	92		
2007	90	90	90	90	92		
2008	89	89	89	89	90		

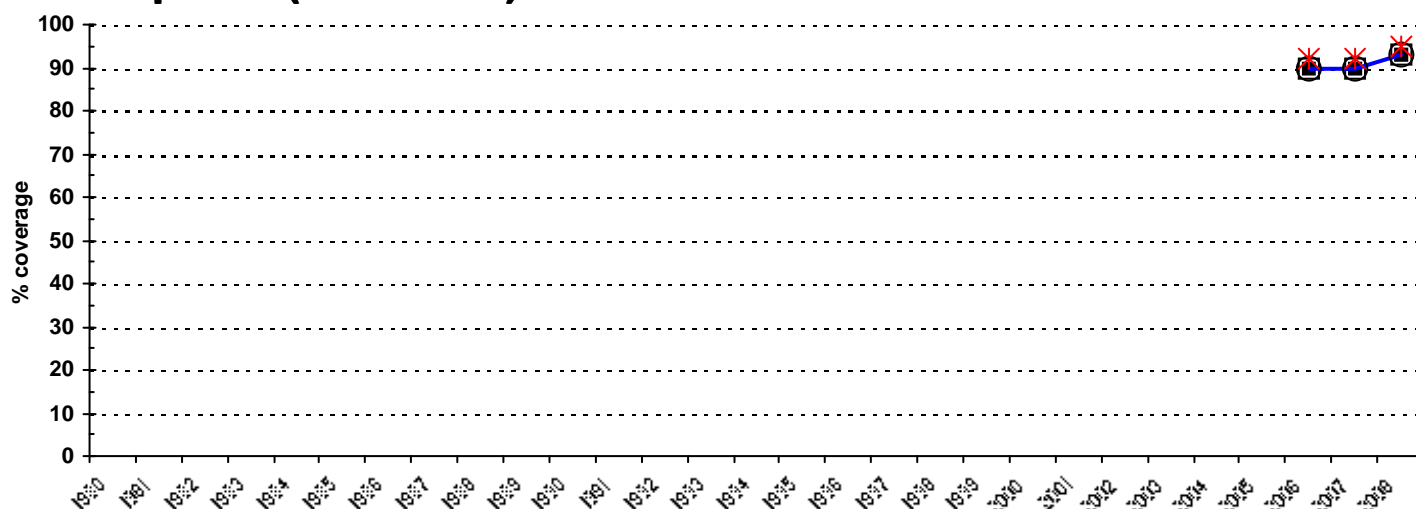
*Prior to 1998 national reports to WHO/UNICEF did not specify whether information was derived from administrative records, surveys or other sources.

**Coverage based on registration of doses administered by health care providers.

***In case more than one survey was implemented in a certain year the highest value is presented. Details of all data are presented in the second section of this report.

Montenegro

HepB3 (1980-2008)



Description of trend

Montenegro was admitted to the UN and became a WHO member state in June 2006. Estimated coverage levels are based on reported data supported by survey results.

Data presented in chart

Year	WHO/ UNICEF estimate (%) —	Reported to:*		Government official estimate (%) ○	Reported doses administered (%)** ✖	Survey data (%)***	
		WHO (%) □	UNICEF (%) ■			Survey 12-23 months ▮	Survey <12 months +
1980							
1981							
1982							
1983							
1984							
1985							
1986							
1987							
1988							
1989							
1990							
1991							
1992							
1993							
1994							
1995							
1996							
1997							
1998							
1999							
2000							
2001							
2002							
2003							
2004							
2005							
2006	90	90	90	90	92		
2007	90	90	90	90	92		
2008	93	93	93	93	95		

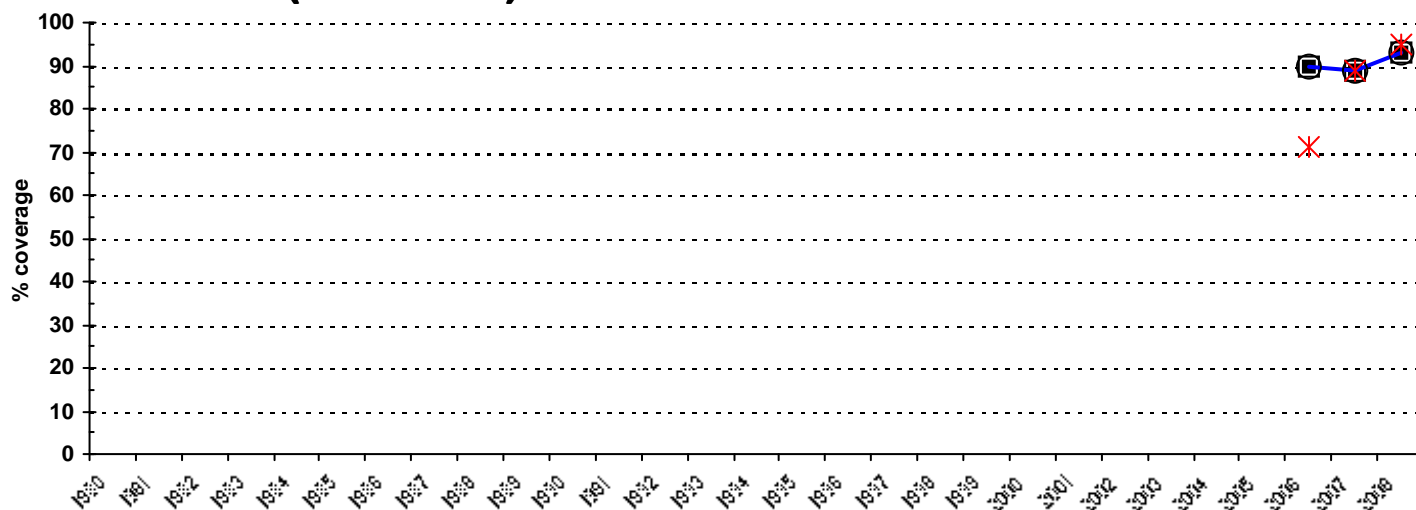
*Prior to 1998 national reports to WHO/UNICEF did not specify whether information was derived from administrative records, surveys or other sources.

**Coverage based on registration of doses administered by health care providers.

***In case more than one survey was implemented in a certain year the highest value is presented. Details of all data are presented in the second section of this report.

Montenegro

Hib3 (1980-2008)



Description of trend

Montenegro was admitted to the UN and became a WHO member state in June 2006. Estimated coverage levels are based on reported data

Data presented in chart

Year	WHO/ UNICEF estimate (%)	Reported to:*		Government official estimate (%)	Reported doses administered (%)**	Survey data (%)***	
		WHO (%)	UNICEF (%)			Survey 12-23 months	Survey <12 months
1980							
1981							
1982							
1983							
1984							
1985							
1986							
1987							
1988							
1989							
1990							
1991							
1992							
1993							
1994							
1995							
1996							
1997							
1998							
1999							
2000							
2001							
2002							
2003							
2004							
2005							
2006	90	90	90	90	71		
2007	89	89	89	89	89		
2008	93	93	93	93	95		

*Prior to 1998 national reports to WHO/UNICEF did not specify whether information was derived from administrative records, surveys or other sources.

**Coverage based on registration of doses administered by health care providers.

***In case more than one survey was implemented in a certain year the highest value is presented. Details of all data are presented in the second section of this report.

Montenegro

Details Survey Data

Year Source

Antigen	Confirmation method	% coverage	Compliance with schedule	Age group	Sample size	% cards seen	Survey year	Comments
2004 Montenegro Multiple Indicator Cluster Survey 2005								
BCG	Card or History	89.2		18-29 m	201	71.4	2005/06	
BCG	C or H <12 month	87.6		18-29 m	201	71.4	2005/06	
DTP1	Card or History	98.6		18-29 m	201	71.4	2005/06	
DTP1	C or H <12 month	96.5		18-29 m	201	71.4	2005/06	
DTP3	Card or History	92.3		18-29 m	201	71.4	2005/06	
DTP3	C or H <12 month	88.6		18-29 m	201	71.4	2005/06	
Pol3	Card or History	88.7		18-29 m	201	71.4	2005/06	
Pol3	C or H <12 month	85.8		18-29 m	201	71.4	2005/06	
MCV	Card or History	83.3		18-29 m	201	71.4	2005/06	
MCV	C or H <12 month	78.3		18-29 m	201	71.4	2005/06	

