

**WHO/UNICEF  
Review of National Immunization Coverage  
1980-2008**

---

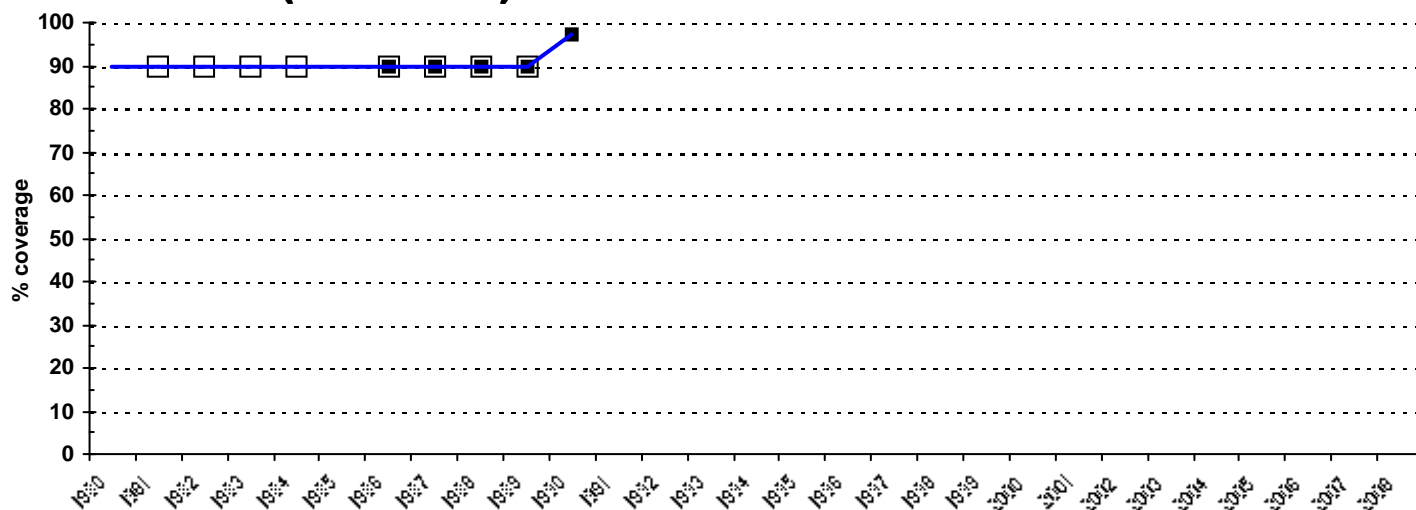
***Austria***

---

**July, 2009**

# Austria

## BCG (1980-2008)



### Description of trend

Most recent year for which BCG coverage was reported to WHO is 1989. Universal BCG no longer recommended.

### Data presented in chart

| Year | WHO/<br>UNICEF<br>estimate<br>(%) | Reported to:* |               | Government<br>official<br>estimate<br>(%) | Reported<br>doses<br>administered<br>(%)** | Survey data (%)***        |                         |
|------|-----------------------------------|---------------|---------------|---|--|---------------------------|-------------------------|
|      |                                   | WHO<br>(%)    | UNICEF<br>(%) |   |  | Survey<br>12-23<br>months | Survey<br><12<br>months |
| 1980 | 90                                |               |               |   |  |                           |                         |
| 1981 | 90                                | 90            |               |   |  |                           |                         |
| 1982 | 90                                | 90            |               |   |  |                           |                         |
| 1983 | 90                                | 90            |               |   |  |                           |                         |
| 1984 | 90                                | 90            |               |   |  |                           |                         |
| 1985 | 90                                |               |               |   |  |                           |                         |
| 1986 | 90                                | 90            | 90            |   |  |                           |                         |
| 1987 | 90                                | 90            | 90            |   |  |                           |                         |
| 1988 | 90                                | 90            | 90            |   |  |                           |                         |
| 1989 | 90                                | 90            | 90            |   |  |                           |                         |
| 1990 | 97                                |               | 97            |   |  |                           |                         |
| 1991 |                                   |               |               |   |  |                           |                         |
| 1992 |                                   |               |               |   |  |                           |                         |
| 1993 |                                   |               |               |   |  |                           |                         |
| 1994 |                                   |               |               |   |  |                           |                         |
| 1995 |                                   |               |               |   |  |                           |                         |
| 1996 |                                   |               |               |   |  |                           |                         |
| 1997 |                                   |               |               |   |  |                           |                         |
| 1998 |                                   |               |               |   |  |                           |                         |
| 1999 |                                   |               |               |   |  |                           |                         |
| 2000 |                                   |               |               |   |  |                           |                         |
| 2001 |                                   |               |               |   |  |                           |                         |
| 2002 |                                   |               |               |   |  |                           |                         |
| 2003 |                                   |               |               |   |  |                           |                         |
| 2004 |                                   |               |               |   |  |                           |                         |
| 2005 |                                   |               |               |   |  |                           |                         |
| 2006 |                                   |               |               |   |  |                           |                         |
| 2007 |                                   |               |               |   |  |                           |                         |
| 2008 |                                   |               |               |   |  |                           |                         |

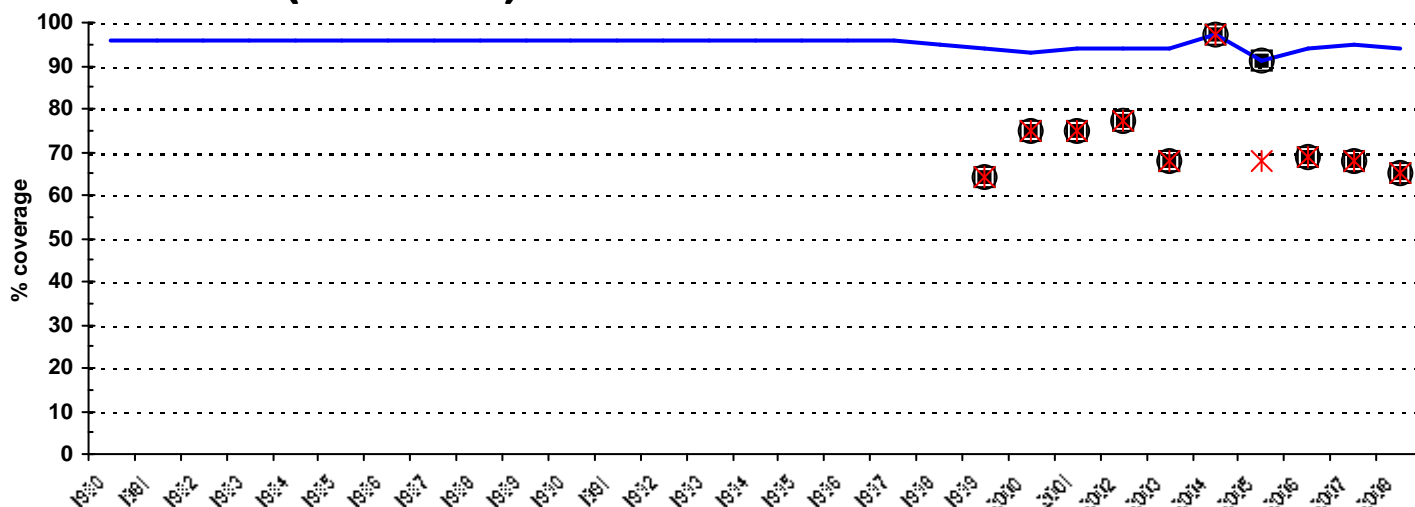
\*Prior to 1998 national reports to WHO/UNICEF did not specify whether information was derived from administrative records, surveys or other sources.

\*\*Coverage based on registration of doses administered by health care providers.

\*\*\*In case more than one survey was implemented in a certain year the highest value is presented. Details of all data are presented in the second section of this report.

# Austria

## DTP1 (1980-2008)



### Description of trend

WHO and UNICEF began requesting data on DTP1 coverage in 2001 and have received national reports reflecting DTP1 coverage from 1999 onward. The DTP1 estimates for 2004 and 2005 are based on these reports. National reported DTP1 coverage from 1999 to 2003 is less than national reported DTP3. For years prior to 2004 the estimates are derived from the WHO/UNICEF estimates of DTP3 and the relationship between the levels of DTP3 coverage and the drop-out between DTP1 and DTP3. This relationship results from an analysis of 282 surveys conducted in 101 countries which were published between 1980 and 2004. No survey data are available.

### Data presented in chart

| Year | WHO/<br>UNICEF<br>estimate<br>(%) | Reported to:* |               | Government<br>official<br>estimate<br>(%) | Reported<br>doses<br>administered<br>(%)** | Survey data (%)***        |                         |
|------|-----------------------------------|---------------|---------------|---|--|---------------------------|-------------------------|
|      |                                   | WHO<br>(%)    | UNICEF<br>(%) |   |  | Survey<br>12-23<br>months | Survey<br><12<br>months |
| 1980 | 96                                |               |               |   |  |                           |                         |
| 1981 | 96                                |               |               |   |  |                           |                         |
| 1982 | 96                                |               |               |   |  |                           |                         |
| 1983 | 96                                |               |               |   |  |                           |                         |
| 1984 | 96                                |               |               |   |  |                           |                         |
| 1985 | 96                                |               |               |   |  |                           |                         |
| 1986 | 96                                |               |               |   |  |                           |                         |
| 1987 | 96                                |               |               |   |  |                           |                         |
| 1988 | 96                                |               |               |   |  |                           |                         |
| 1989 | 96                                |               |               |   |  |                           |                         |
| 1990 | 96                                |               |               |   |  |                           |                         |
| 1991 | 96                                |               |               |   |  |                           |                         |
| 1992 | 96                                |               |               |   |  |                           |                         |
| 1993 | 96                                |               |               |   |  |                           |                         |
| 1994 | 96                                |               |               |   |  |                           |                         |
| 1995 | 96                                |               |               |   |  |                           |                         |
| 1996 | 96                                |               |               |   |  |                           |                         |
| 1997 | 96                                |               |               |   |  |                           |                         |
| 1998 | 95                                |               |               |   |  |                           |                         |
| 1999 | 94                                | 64            | 64            | 64  | 64   |                           |                         |
| 2000 | 93                                | 75            | 75            | 75  | 75   |                           |                         |
| 2001 | 94                                | 75            | 75            | 75  | 75   |                           |                         |
| 2002 | 94                                | 77            | 77            | 77  | 77   |                           |                         |
| 2003 | 94                                | 68            | 68            | 68  | 68   |                           |                         |
| 2004 | 97                                | 97            | 97            | 97  | 97   |                           |                         |
| 2005 | 91                                | 91            | 91            | 91  | 68   |                           |                         |
| 2006 | 94                                | 69            | 69            | 69  | 69   |                           |                         |
| 2007 | 95                                | 68            | 68            | 68  | 68   |                           |                         |
| 2008 | 94                                | 65            | 65            | 65  | 65   |                           |                         |

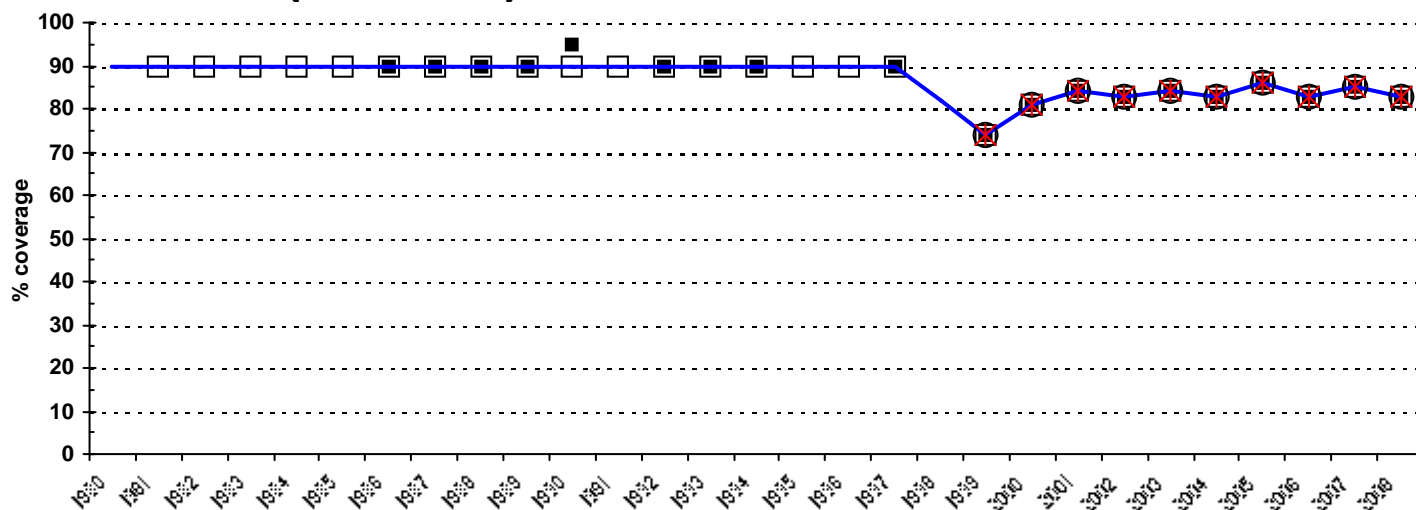
\*Prior to 1998 national reports to WHO/UNICEF did not specify whether information was derived from administrative records, surveys or other sources.

\*\*Coverage based on registration of doses administered by health care providers.

\*\*\*In case more than one survey was implemented in a certain year the highest value is presented. Details of all data are presented in the second section of this report.

# Austria

## DTP3 (1980-2008)



### Description of trend

Estimated immunization coverage levels are based on reported data. Where coverage was 25% or higher in the first year data was reported, years prior to that are assumed to be the same as the first reported level. For missing data between two years the imputed coverage is the linear interpolation between the two reported coverage rates. No survey data are available.

### Data presented in chart

| Year | WHO/<br>UNICEF<br>estimate<br>(%) | Reported to:* |               | Government<br>official<br>estimate<br>(%) | Reported<br>doses<br>administered<br>(%)** | Survey data (%)***        |                         |
|------|-----------------------------------|---------------|---------------|---|--|---------------------------|-------------------------|
|      |                                   | WHO<br>(%)    | UNICEF<br>(%) |   |  | Survey<br>12-23<br>months | Survey<br><12<br>months |
| 1980 | 90                                |               |               |   |  |                           |                         |
| 1981 | 90                                | 90            |               |   |  |                           |                         |
| 1982 | 90                                | 90            |               |   |  |                           |                         |
| 1983 | 90                                | 90            |               |   |  |                           |                         |
| 1984 | 90                                | 90            |               |   |  |                           |                         |
| 1985 | 90                                | 90            |               |   |  |                           |                         |
| 1986 | 90                                | 90            | 90            |   |  |                           |                         |
| 1987 | 90                                | 90            | 90            |   |  |                           |                         |
| 1988 | 90                                | 90            | 90            |   |  |                           |                         |
| 1989 | 90                                | 90            | 90            |   |  |                           |                         |
| 1990 | 90                                | 90            | 95            |   |  |                           |                         |
| 1991 | 90                                | 90            |               |   |  |                           |                         |
| 1992 | 90                                | 90            | 90            |   |  |                           |                         |
| 1993 | 90                                | 90            | 90            |   |  |                           |                         |
| 1994 | 90                                | 90            | 90            |   |  |                           |                         |
| 1995 | 90                                | 90            |               |   |  |                           |                         |
| 1996 | 90                                | 90            |               |   |  |                           |                         |
| 1997 | 90                                | 90            | 90            |   |  |                           |                         |
| 1998 | 82                                |               |               |   |  |                           |                         |
| 1999 | 74                                | 74            | 74            | 74  | 74   |                           |                         |
| 2000 | 81                                | 81            | 81            | 81  | 81   |                           |                         |
| 2001 | 84                                | 84            | 84            | 84  | 84   |                           |                         |
| 2002 | 83                                | 83            | 83            | 83  | 83   |                           |                         |
| 2003 | 84                                | 84            | 84            | 84  | 84   |                           |                         |
| 2004 | 83                                | 83            | 83            | 83  | 83   |                           |                         |
| 2005 | 86                                | 86            | 86            | 86  | 86   |                           |                         |
| 2006 | 83                                | 83            | 83            | 83  | 83   |                           |                         |
| 2007 | 85                                | 85            | 85            | 85  | 85   |                           |                         |
| 2008 | 83                                | 83            | 83            | 83  | 83   |                           |                         |

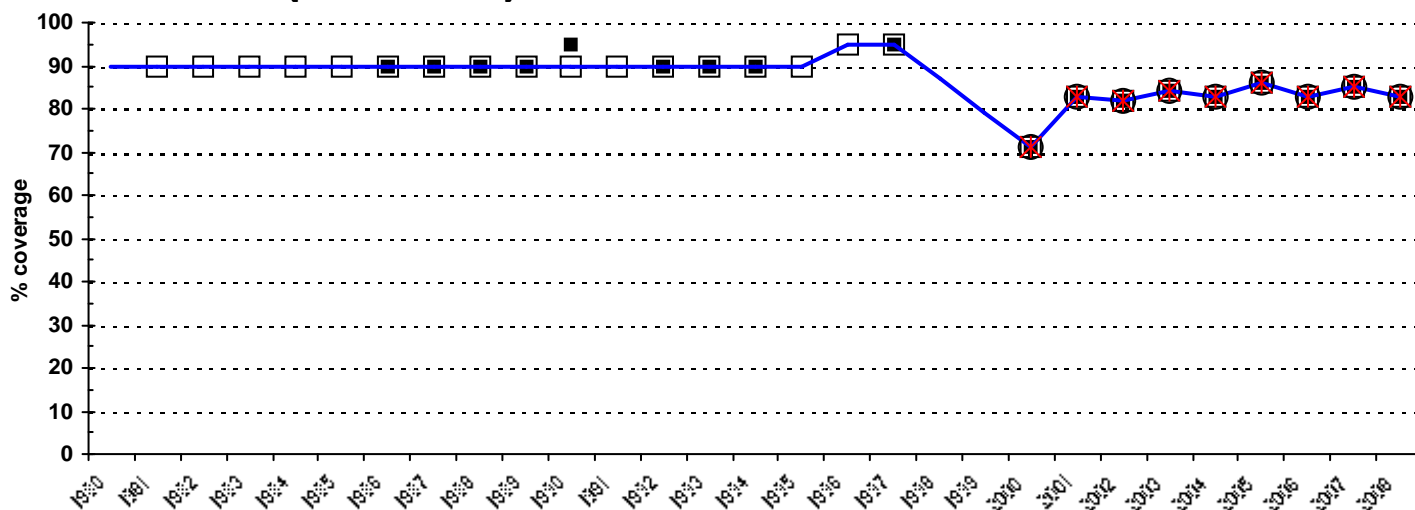
\*Prior to 1998 national reports to WHO/UNICEF did not specify whether information was derived from administrative records, surveys or other sources.

\*\*Coverage based on registration of doses administered by health care providers.

\*\*\*In case more than one survey was implemented in a certain year the highest value is presented. Details of all data are presented in the second section of this report.

# Austria

## Pol3 (1980-2008)



### Description of trend

Estimated immunization coverage levels are based on reported data. Where coverage was 25% or higher in the first year data was reported, years prior to that are assumed to be the same as the first reported level. For missing data between years the imputed coverage is the linear interpolation between the two reported coverage rates. No survey data are available.

### Data presented in chart

| Year | WHO/<br>UNICEF<br>estimate<br>(%) | Reported to:* |               | Government<br>official<br>estimate<br>(%) | Reported<br>doses<br>administered<br>(%)** | Survey data (%)***        |                         |
|------|-----------------------------------|---------------|---------------|---|--|---------------------------|-------------------------|
|      |                                   | WHO<br>(%)    | UNICEF<br>(%) |   |  | Survey<br>12-23<br>months | Survey<br><12<br>months |
| 1980 | 90                                |               |               |   |  |                           |                         |
| 1981 | 90                                |               |               |   |  |                           |                         |
| 1982 | 90                                |               |               |   |  |                           |                         |
| 1983 | 90                                |               |               |   |  |                           |                         |
| 1984 | 90                                |               |               |   |  |                           |                         |
| 1985 | 90                                |               |               |   |  |                           |                         |
| 1986 | 90                                |               | 90            |   |  |                           |                         |
| 1987 | 90                                |               | 90            |   |  |                           |                         |
| 1988 | 90                                |               | 90            |   |  |                           |                         |
| 1989 | 90                                |               | 90            |   |  |                           |                         |
| 1990 | 90                                |               | 95            |   |  |                           |                         |
| 1991 | 90                                |               |               |   |  |                           |                         |
| 1992 | 90                                |               | 90            |   |  |                           |                         |
| 1993 | 90                                |               | 90            |   |  |                           |                         |
| 1994 | 90                                |               | 90            |   |  |                           |                         |
| 1995 | 90                                |               |               |   |  |                           |                         |
| 1996 | 95                                |               |               |   |  |                           |                         |
| 1997 | 95                                |               | 95            |   |  |                           |                         |
| 1998 | 87                                |               |               |   |  |                           |                         |
| 1999 | 79                                |               |               |   |  |                           |                         |
| 2000 | 71                                | 71            | 71            | 71  | 71   |                           |                         |
| 2001 | 83                                | 83            | 83            | 83  | 83   |                           |                         |
| 2002 | 82                                | 82            | 82            | 82  | 82   |                           |                         |
| 2003 | 84                                | 84            | 84            | 84  | 84   |                           |                         |
| 2004 | 83                                | 83            | 83            | 83  | 83   |                           |                         |
| 2005 | 86                                | 86            | 86            | 86  | 86   |                           |                         |
| 2006 | 83                                | 83            | 83            | 83  | 83   |                           |                         |
| 2007 | 85                                | 85            | 85            | 85  | 85   |                           |                         |
| 2008 | 83                                | 83            | 83            | 83  | 83   |                           |                         |

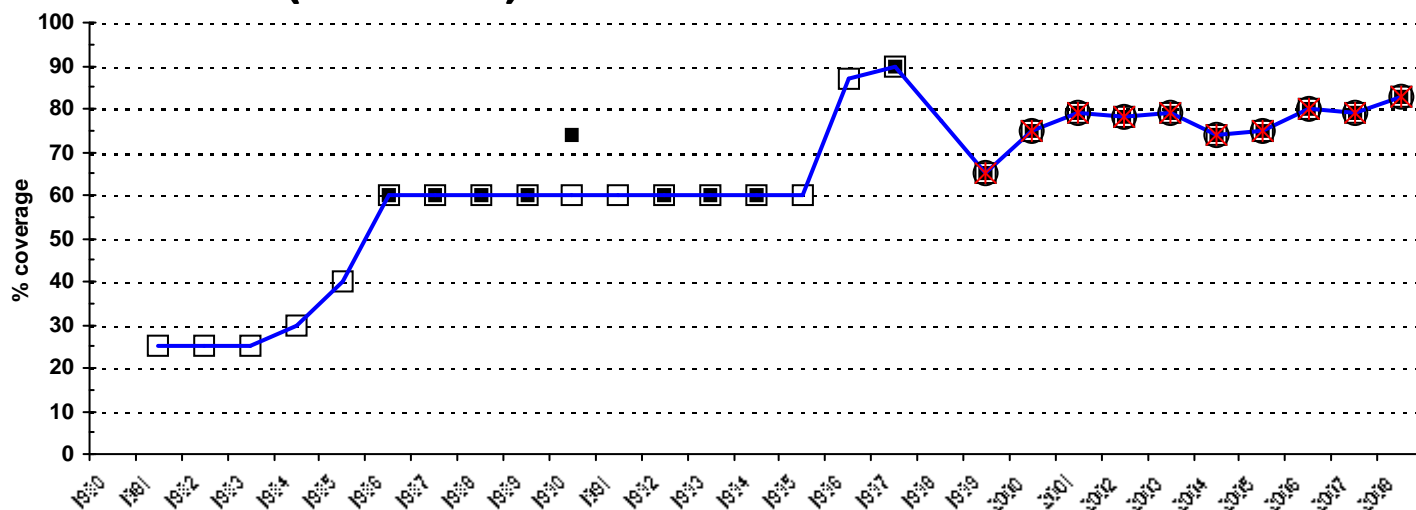
\*Prior to 1998 national reports to WHO/UNICEF did not specify whether information was derived from administrative records, surveys or other sources.

\*\*Coverage based on registration of doses administered by health care providers.

\*\*\*In case more than one survey was implemented in a certain year the highest value is presented. Details of all data are presented in the second section of this report.

# Austria

## MCV (1980-2008)



### Description of trend

Estimated immunization coverage levels are based on reported data. Coverage has been imputed for those years for which no data have been reported. For missing data between years the imputed coverage is the linear interpolation between the two reported coverage rates. No surveys are available.

### Data presented in chart

| Year | WHO/<br>UNICEF<br>estimate<br>(%) | Reported to:* |               | Government<br>official<br>estimate<br>(%) | Reported<br>doses<br>administered<br>(%)** | Survey data (%)***        |                         |
|------|-----------------------------------|---------------|---------------|---|--|---------------------------|-------------------------|
|      |                                   | WHO<br>(%)    | UNICEF<br>(%) |   |  | Survey<br>12-23<br>months | Survey<br><12<br>months |
| 1980 |                                   |               |               |   |  |                           |                         |
| 1981 | 25                                | 25            |               |   |  |                           |                         |
| 1982 | 25                                | 25            |               |   |  |                           |                         |
| 1983 | 25                                | 25            |               |   |  |                           |                         |
| 1984 | 30                                | 30            |               |   |  |                           |                         |
| 1985 | 40                                | 40            |               |   |  |                           |                         |
| 1986 | 60                                | 60            | 60            |   |  |                           |                         |
| 1987 | 60                                | 60            | 60            |   |  |                           |                         |
| 1988 | 60                                | 60            | 60            |   |  |                           |                         |
| 1989 | 60                                | 60            | 60            |   |  |                           |                         |
| 1990 | 60                                | 60            | 74            |   |  |                           |                         |
| 1991 | 60                                | 60            |               |   |  |                           |                         |
| 1992 | 60                                | 60            | 60            |   |  |                           |                         |
| 1993 | 60                                | 60            | 60            |   |  |                           |                         |
| 1994 | 60                                | 60            | 60            |   |  |                           |                         |
| 1995 | 60                                | 60            |               |   |  |                           |                         |
| 1996 | 87                                | 87            |               |   |  |                           |                         |
| 1997 | 90                                | 90            | 90            |   |  |                           |                         |
| 1998 | 77                                |               |               |   |  |                           |                         |
| 1999 | 65                                | 65            | 65            | 65  | 65   |                           |                         |
| 2000 | 75                                | 75            | 75            | 75  | 75   |                           |                         |
| 2001 | 79                                | 79            | 79            | 79  | 79   |                           |                         |
| 2002 | 78                                | 78            | 78            | 78  | 78   |                           |                         |
| 2003 | 79                                | 79            | 79            | 79  | 79   |                           |                         |
| 2004 | 74                                | 74            | 74            | 74  | 74   |                           |                         |
| 2005 | 75                                | 75            | 75            | 75  | 75   |                           |                         |
| 2006 | 80                                | 80            | 80            | 80  | 80   |                           |                         |
| 2007 | 79                                | 79            | 79            | 79  | 79   |                           |                         |
| 2008 | 83                                | 83            | 83            | 83  | 83   |                           |                         |

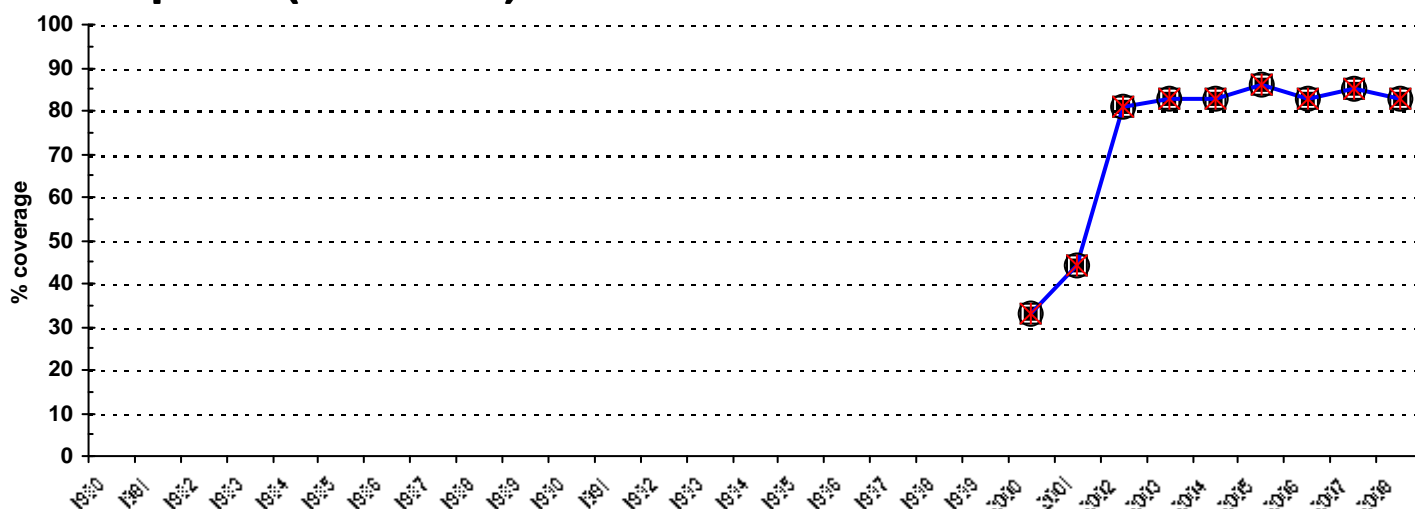
\*Prior to 1998 national reports to WHO/UNICEF did not specify whether information was derived from administrative records, surveys or other sources.

\*\*Coverage based on registration of doses administered by health care providers.

\*\*\*In case more than one survey was implemented in a certain year the highest value is presented. Details of all data are presented in the second section of this report.

# Austria

## HepB3 (1980-2008)



### Description of trend

Hepatitis B vaccine introduced in 1997. Estimated immunization coverage levels are based on reported data. For missing data between years imputed coverage is the linear interpolation between the two reported coverage rates. No survey data are available.

### Data presented in chart

| Year | WHO/<br>UNICEF<br>estimate<br>(%)<br><br>— | Reported to:*       |                        | Government<br>official<br>estimate<br>(%)<br><br>○ | Reported<br>doses<br>administered<br>(%)**<br><br>✕ | Survey data (%)***                |                                  |
|------|--|---------------------|------------------------|--|---|-----------------------------------|----------------------------------|
|      |  | WHO<br>(%)<br><br>□ | UNICEF<br>(%)<br><br>■ |  |   | Survey<br>12-23<br>months<br><br> | Survey<br><12<br>months<br><br>+ |
| 1980 |  |                     |                        |  |   |                                   |                                  |
| 1981 |  |                     |                        |  |   |                                   |                                  |
| 1982 |  |                     |                        |  |   |                                   |                                  |
| 1983 |  |                     |                        |  |   |                                   |                                  |
| 1984 |  |                     |                        |  |   |                                   |                                  |
| 1985 |  |                     |                        |  |   |                                   |                                  |
| 1986 |  |                     |                        |  |   |                                   |                                  |
| 1987 |  |                     |                        |  |   |                                   |                                  |
| 1988 |  |                     |                        |  |   |                                   |                                  |
| 1989 |  |                     |                        |  |   |                                   |                                  |
| 1990 |  |                     |                        |  |   |                                   |                                  |
| 1991 |  |                     |                        |  |   |                                   |                                  |
| 1992 |  |                     |                        |  |   |                                   |                                  |
| 1993 |  |                     |                        |  |   |                                   |                                  |
| 1994 |  |                     |                        |  |   |                                   |                                  |
| 1995 |  |                     |                        |  |   |                                   |                                  |
| 1996 |  |                     |                        |  |   |                                   |                                  |
| 1997 |  |                     |                        |  |   |                                   |                                  |
| 1998 |  |                     |                        |  |   |                                   |                                  |
| 1999 |  |                     |                        |  |   |                                   |                                  |
| 2000 | 33   | 33                  | 33                     | 33   | 33  |                                   |                                  |
| 2001 | 44   | 44                  | 44                     | 44   | 44  |                                   |                                  |
| 2002 | 81   | 81                  | 81                     | 81   | 81  |                                   |                                  |
| 2003 | 83   | 83                  | 83                     | 83   | 83  |                                   |                                  |
| 2004 | 83   | 83                  | 83                     | 83   | 83  |                                   |                                  |
| 2005 | 86   | 86                  | 86                     | 86   | 86  |                                   |                                  |
| 2006 | 83   | 83                  | 83                     | 83   | 83  |                                   |                                  |
| 2007 | 85   | 85                  | 85                     | 85   | 85  |                                   |                                  |
| 2008 | 83   | 83                  | 83                     | 83   | 83  |                                   |                                  |

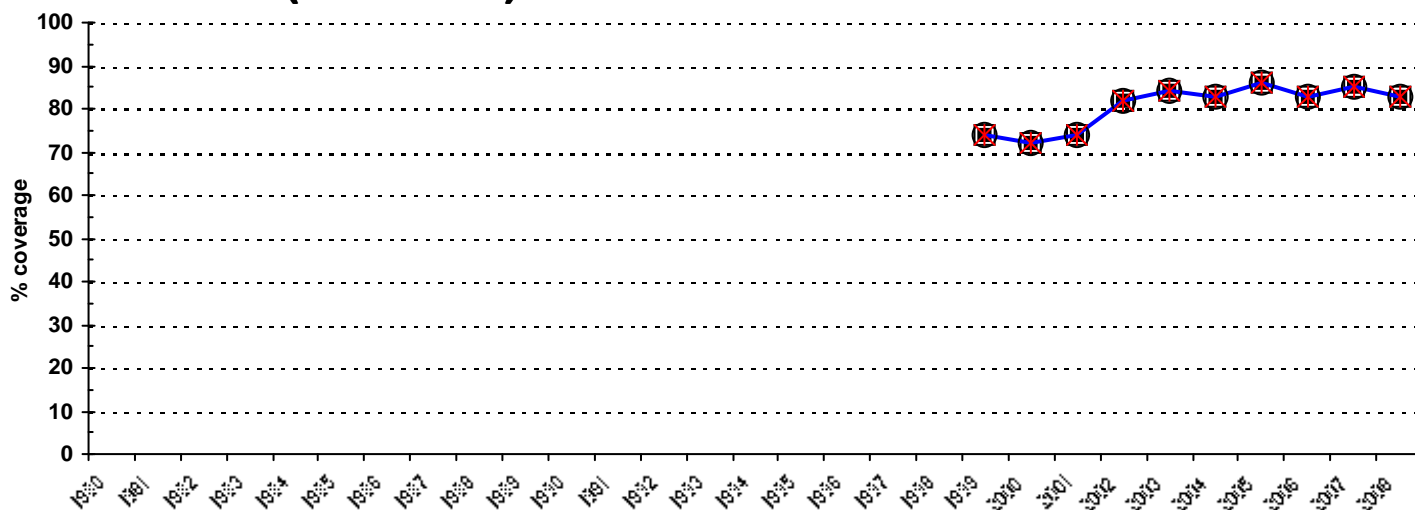
\*Prior to 1998 national reports to WHO/UNICEF did not specify whether information was derived from administrative records, surveys or other sources.

\*\*Coverage based on registration of doses administered by health care providers.

\*\*\*In case more than one survey was implemented in a certain year the highest value is presented. Details of all data are presented in the second section of this report.

# Austria

## Hib3 (1980-2008)



### Description of trend

Hib vaccine was introduced in 1994. Estimated immunization coverage levels are based on reported data. No survey data are available.

### Data presented in chart

| Year | WHO/<br>UNICEF<br>estimate<br>(%) | Reported to:* |               | Government<br>official<br>estimate<br>(%) | Reported<br>doses<br>administered<br>(%)** | Survey data (%)***        |                         |
|------|-----------------------------------|---------------|---------------|---|--|---------------------------|-------------------------|
|      |                                   | WHO<br>(%)    | UNICEF<br>(%) |   |  | Survey<br>12-23<br>months | Survey<br><12<br>months |
| 1980 |                                   |               |               |   |  |                           |                         |
| 1981 |                                   |               |               |   |  |                           |                         |
| 1982 |                                   |               |               |   |  |                           |                         |
| 1983 |                                   |               |               |   |  |                           |                         |
| 1984 |                                   |               |               |   |  |                           |                         |
| 1985 |                                   |               |               |   |  |                           |                         |
| 1986 |                                   |               |               |   |  |                           |                         |
| 1987 |                                   |               |               |   |  |                           |                         |
| 1988 |                                   |               |               |   |  |                           |                         |
| 1989 |                                   |               |               |   |  |                           |                         |
| 1990 |                                   |               |               |   |  |                           |                         |
| 1991 |                                   |               |               |   |  |                           |                         |
| 1992 |                                   |               |               |   |  |                           |                         |
| 1993 |                                   |               |               |   |  |                           |                         |
| 1994 |                                   |               |               |   |  |                           |                         |
| 1995 |                                   |               |               |   |  |                           |                         |
| 1996 |                                   |               |               |   |  |                           |                         |
| 1997 |                                   |               |               |   |  |                           |                         |
| 1998 |                                   |               |               |   |  |                           |                         |
| 1999 | 74                                | 74            | 74            | 74  | 74   |                           |                         |
| 2000 | 72                                | 72            | 72            | 72  | 72   |                           |                         |
| 2001 | 74                                | 74            | 74            | 74  | 74   |                           |                         |
| 2002 | 82                                | 82            | 82            | 82  | 82   |                           |                         |
| 2003 | 84                                | 84            | 84            | 84  | 84   |                           |                         |
| 2004 | 83                                | 83            | 83            | 83  | 83   |                           |                         |
| 2005 | 86                                | 86            | 86            | 86  | 86   |                           |                         |
| 2006 | 83                                | 83            | 83            | 83  | 83   |                           |                         |
| 2007 | 85                                | 85            | 85            | 85  | 85   |                           |                         |
| 2008 | 83                                | 83            | 83            | 83  | 83   |                           |                         |

\*Prior to 1998 national reports to WHO/UNICEF did not specify whether information was derived from administrative records, surveys or other sources.

\*\*Coverage based on registration of doses administered by health care providers.

\*\*\*In case more than one survey was implemented in a certain year the highest value is presented. Details of all data are presented in the second section of this report.