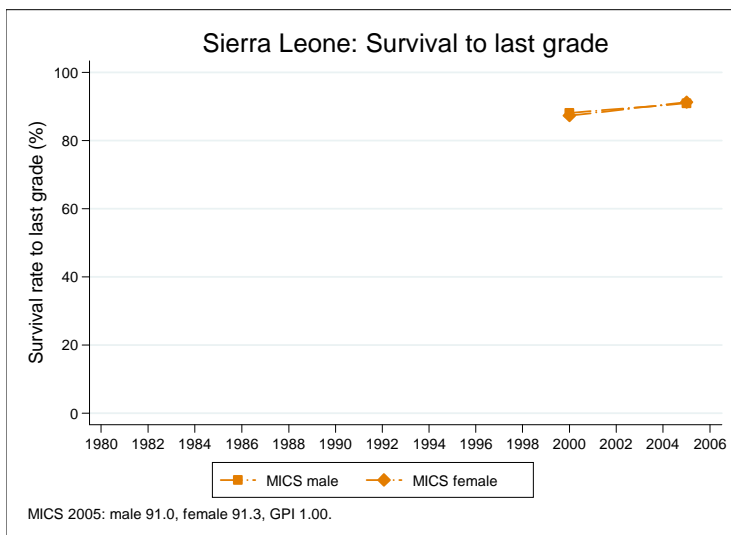
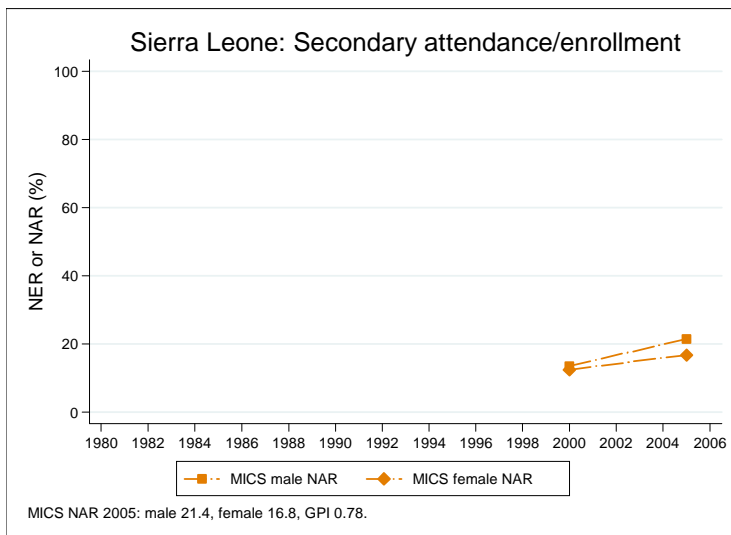
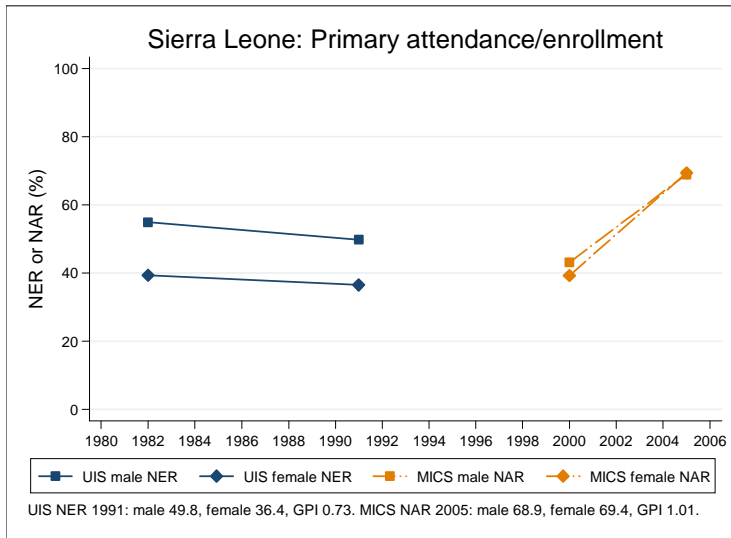
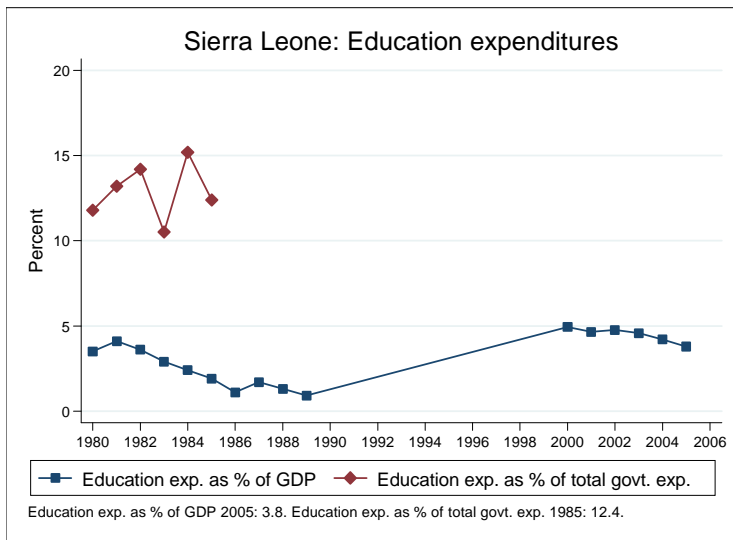
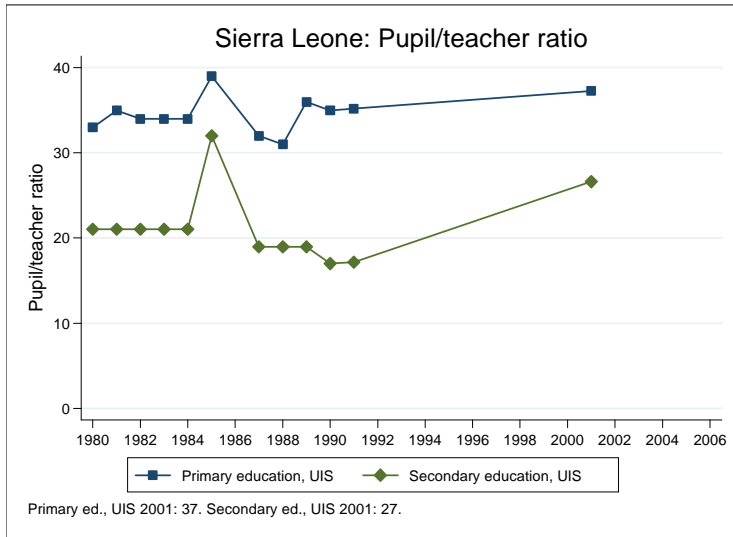


Education statistics: Sierra Leone

UNICEF, Division of Policy and Practice, Statistics and Monitoring Section, www.childinfo.org, May 2008





Administrative data: UNESCO Institute for Statistics

Sierra Leone

Population (1,000)	Total	Male	Female
Preschool age, 2006	525	262	263
Primary school age, 2006	871	434	437
Secondary school age, 2006	738	368	370
Total population, all ages, 2007	5866	2889	2977
Official school age (years)	Entrance age	Graduation age	Duration
Preschool, 2005	3	5	3
Primary school, 2005	6	11	6
Secondary school, 2005	12	17	6
Compulsory education, 2005	6	11	6
Net enrolment ratio (%)	Total	Male	Female
Preschool NER, 2001	4.2		
Primary school NER, 1991	43.1	49.8	36.4
Secondary school NER			
Gross enrolment ratio (%)	Total	Male	Female
Preschool GER, 2001	4.2		
Primary school GER, 2001	79.4	93.2	65.7
Secondary school GER, 2001	26.1	30.6	21.7
Entrance and transition (%)	Total	Male	Female
Primary net intake rate			
Primary gross intake rate, 2000	82.0	83.2	80.9
Primary entrants with ECCE, 2000	5.3	4.8	5.9
Transition rate primary-secondary			
Repetition and completion	Total	Male	Female
Primary repetition rate (%)			
Secondary repetition rate (%), 2001	7.8	7.0	8.9
Survival rate to grade 5 (%)			
Survival rate to last primary grade (%)			
Primary completion rate (%)			
School life expectancy (years), 2001	6.3	7.4	5.2
Teaching staff	Pupil/teacher ratio	% trained teachers	% female teachers
Preschool, 2001	18.9	76.3	83.3
Primary school, 2001	37.3	78.9	38.4
Secondary school, 2001	26.6		27.4
Public expenditure per student as % of GDP per capita			
Primary school			
Secondary school			
Total public expenditure on education			
As % of GDP, 2005	3.8		
As % of total government expenditure			

Data sources:

Population: United Nations Population Division, *World Population Prospects: The 2006 Revision*, March 2007.

Education: UNESCO Institute for Statistics, Data Centre, <http://stats.uis.unesco.org/unesco/ReportFolders/ReportFolders.aspx>, January 2008.

Survey data: Sierra Leone 2005 MICS

Sierra Leone

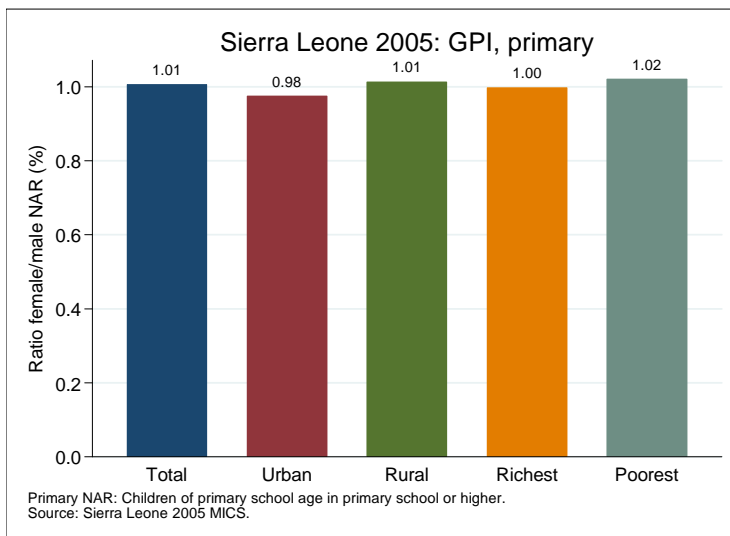
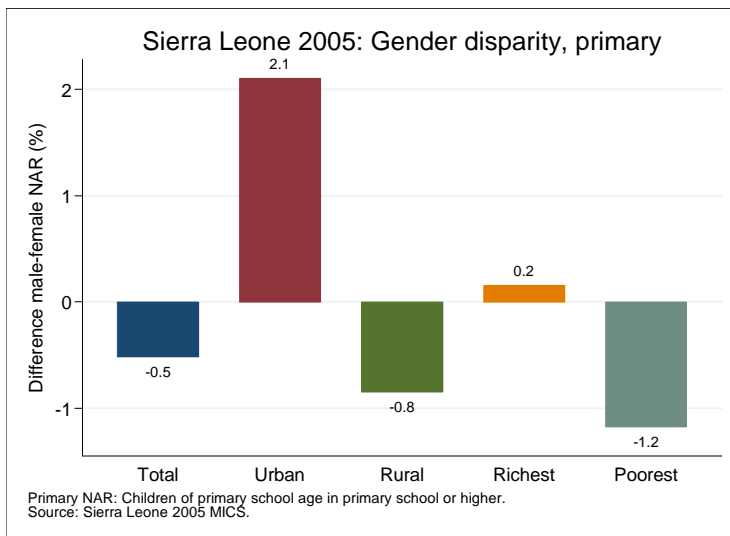
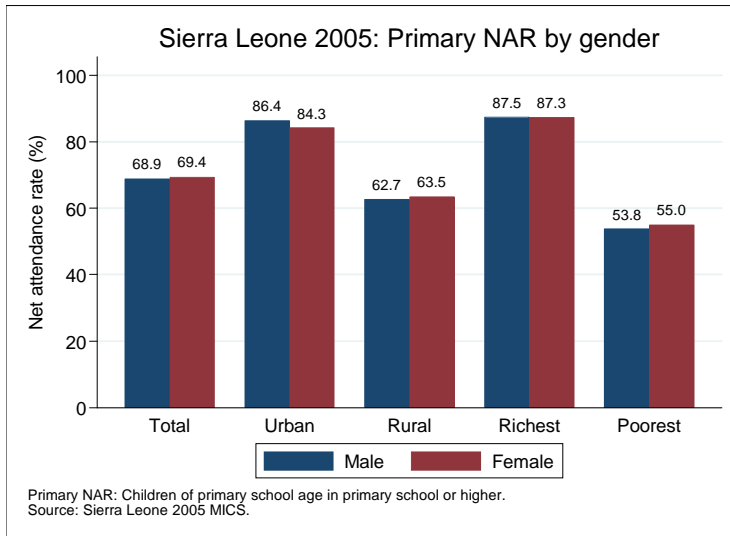
Net attendance rate (%)	Total	Male	Female	Urban	Rural	Richest	Poorest
Primary school NAR	69.2	68.9	69.4	85.3	63.1	87.4	54.4
Secondary school NAR	19.3	21.4	16.8	40.5	7.2	44.4	4.5
Gross attendance rate (%)	Total	Male	Female	Urban	Rural	Richest	Poorest
Primary school GAR	112.8	116.6	108.7	133.3	105.0	133.2	89.3
Secondary school GAR	34.0	42.9	23.9	69.2	13.9	75.9	8.6
Primary age in school (%)	Total	Male	Female	Urban	Rural	Richest	Poorest
Primary school	68.4	68.0	68.9	83.6	62.7	85.5	54.1
Secondary school	0.7	0.9	0.6	1.7	0.4	1.9	0.3
Preschool	2.3	2.3	2.4	3.2	2.0	3.5	1.4
Non-formal education	0.1	0.2	0.0	0.0	0.1	0.1	0.0
Secondary age in school (%)	Total	Male	Female	Urban	Rural	Richest	Poorest
Secondary school	19.2	21.4	16.7	40.4	7.2	44.2	4.5
Higher education	0.0	0.0	0.0	0.1	0.0	0.1	0.0
Primary school	46.5	49.5	43.2	41.8	49.2	38.7	40.4
Preschool	0.2	0.2	0.2	0.3	0.2	0.3	0.1
Non-formal education	0.1	0.1	0.0	0.1	0.0	0.1	0.0
Entrance and transition (%)	Total	Male	Female	Urban	Rural	Richest	Poorest
Primary net intake rate	20.1	20.7	19.5	27.5	17.9	28.9	16.2
Primary gross intake rate	55.7	53.1	58.4	64.4	53.1	64.2	51.4
Primary entrants with ECCE	7.6	7.6	7.5	21.7	2.3	24.5	1.8
Transition rate prim.-sec.	52.5	54.1	50.4	66.2	37.0	67.5	31.3
Repetition and completion (%)	Total	Male	Female	Urban	Rural	Richest	Poorest
Primary repetition rate	9.7	8.8	10.6	8.3	10.4	8.4	9.1
Primary dropout rate	1.8	1.7	1.9	1.6	1.9	1.4	2.4
Secondary repetition rate	8.7	8.3	9.4	8.0	10.7	7.9	9.5
Secondary dropout rate	12.0	10.8	14.6	13.7	6.7	14.9	8.3
Survival rate to grade 5	92.4	92.2	92.6	92.8	92.4	94.5	91.1
Survival rate to last prim. grade	91.1	91.0	91.3	92.0	90.8	93.3	89.5

Primary school NAR: children of primary school age in primary school or higher.

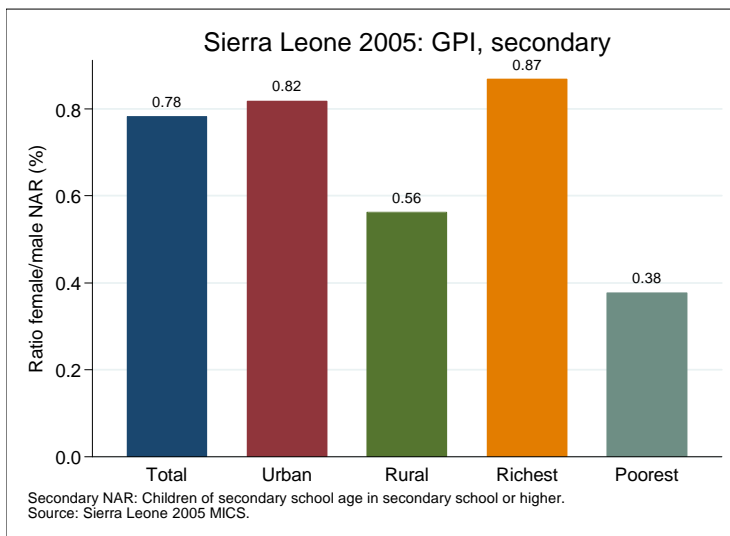
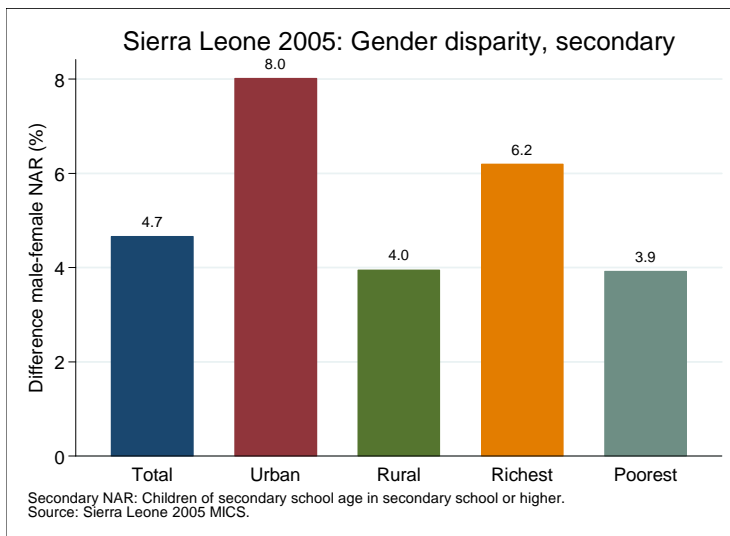
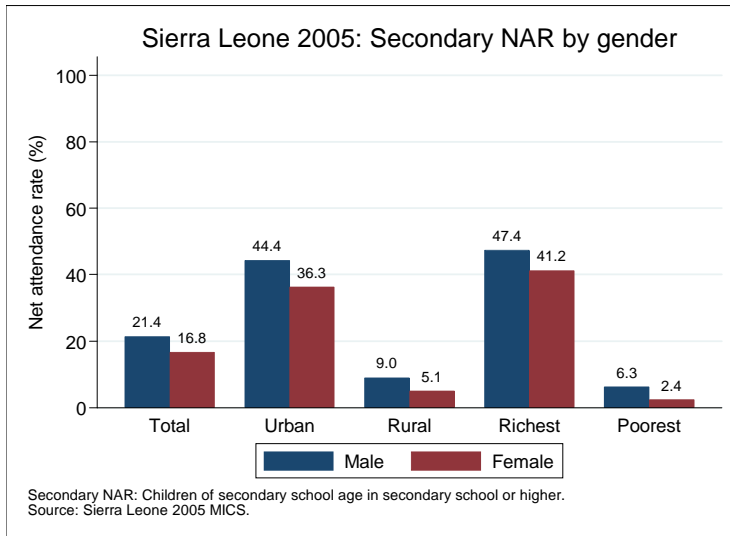
Secondary school NAR: children of secondary school age in secondary school or higher.

Data source: Sierra Leone 2005 MICS.

Gender disparity in primary school (survey data)



Gender disparity in secondary school (survey data)



Projections to 2015

