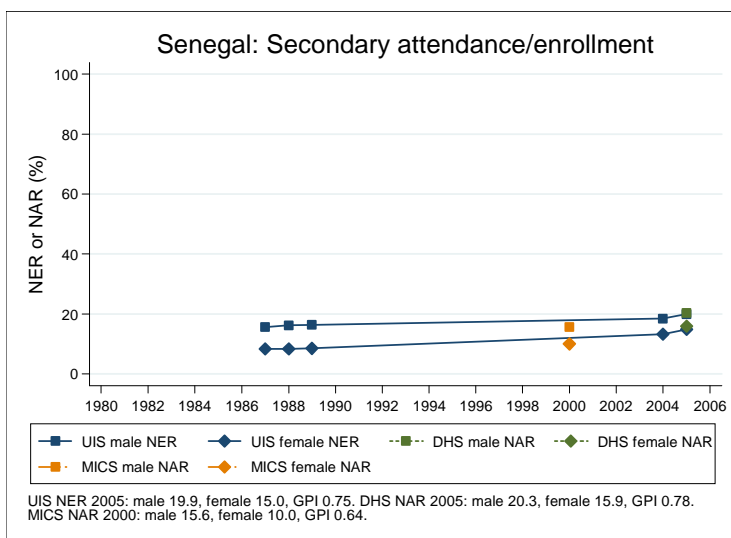
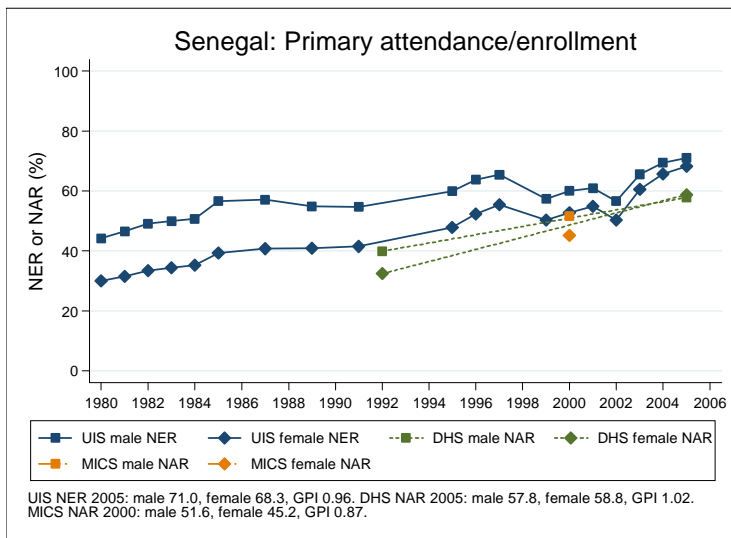
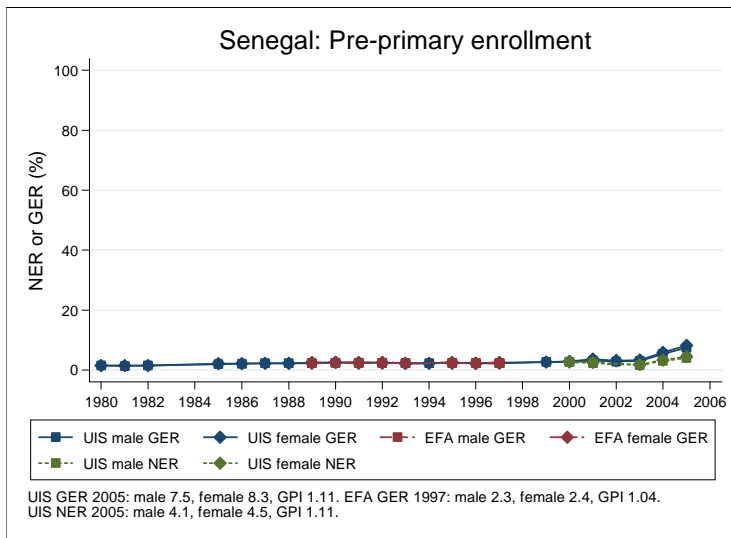
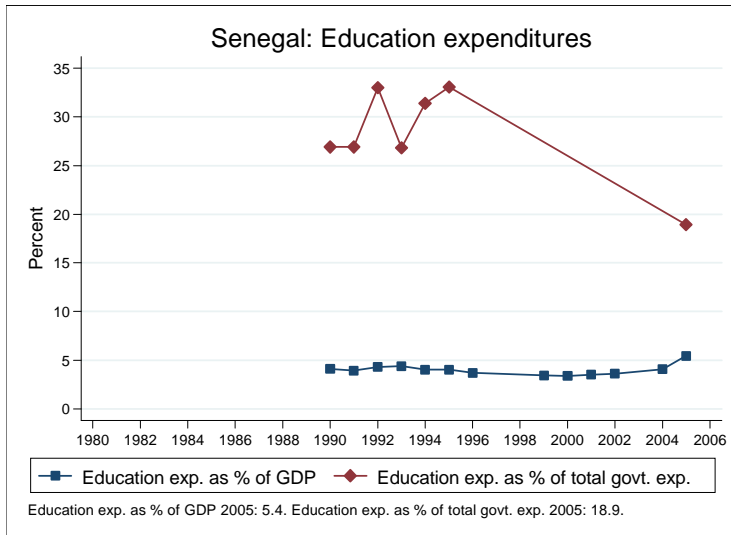
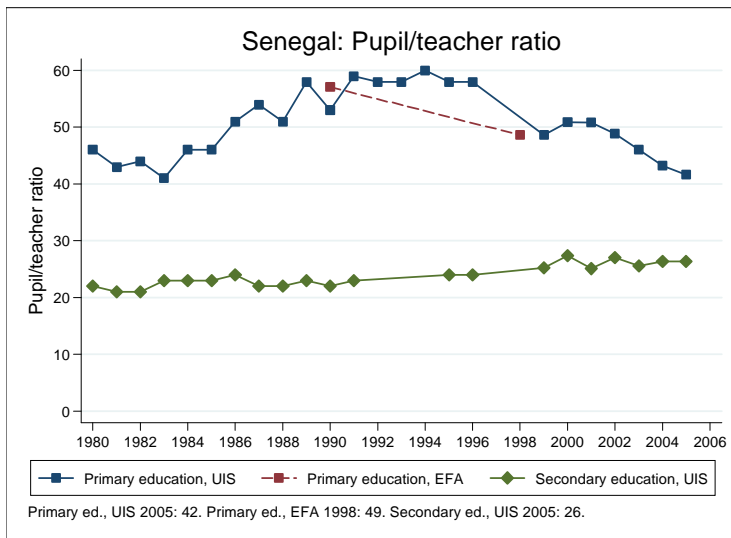
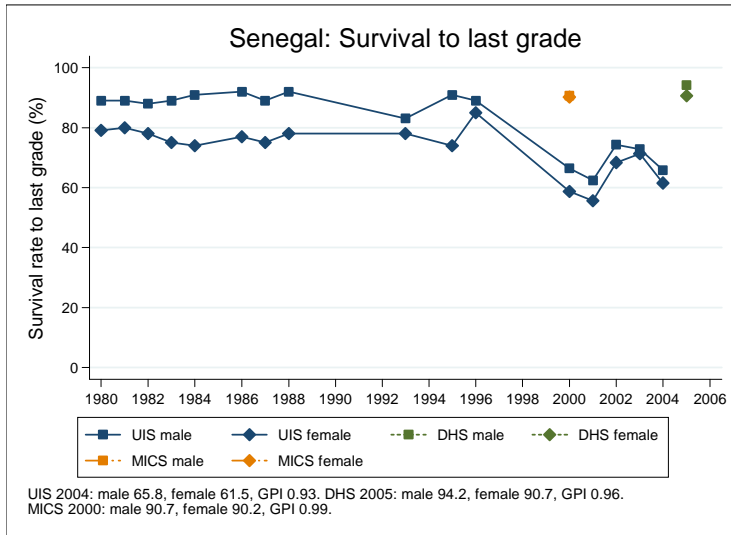


Education statistics: Senegal

UNICEF, Division of Policy and Practice, Statistics and Monitoring Section, www.childinfo.org, May 2008





Administrative data: UNESCO Institute for Statistics

Senegal

Population (1,000)	Total	Male	Female
Preschool age, 2006	1023	516	507
Primary school age, 2006	1845	929	916
Secondary school age, 2006	1883	946	936
Total population, all ages, 2007	12379	6161	6217
Official school age (years)	Entrance age	Graduation age	Duration
Preschool, 2005	4	6	3
Primary school, 2005	7	12	6
Secondary school, 2005	13	19	7
Compulsory education, 2005	7	12	6
Net enrolment ratio (%)	Total	Male	Female
Preschool NER, 2005	4.3	4.1	4.5
Primary school NER, 2005	69.6	71.0	68.3
Secondary school NER, 2005	17.5	19.9	15.0
Gross enrolment ratio (%)	Total	Male	Female
Preschool GER, 2005	7.9	7.5	8.3
Primary school GER, 2005	79.7	81.3	78.1
Secondary school GER, 2005	22.1	25.3	18.8
Entrance and transition (%)	Total	Male	Female
Primary net intake rate, 2005	59.0	58.7	59.3
Primary gross intake rate, 2005	91.8	90.9	92.6
Primary entrants with ECCE, 2004	4.4	4.2	4.6
Transition rate primary-secondary, 2004	49.1	51.7	46.2
Repetition and completion	Total	Male	Female
Primary repetition rate (%), 2005	11.9	11.9	11.8
Secondary repetition rate (%), 2005	12.4	12.2	12.6
Survival rate to grade 5 (%), 2004	73.0	74.6	71.4
Survival rate to last primary grade (%), 2004	63.7	65.8	61.5
Primary completion rate (%), 2005	51.5	55.3	47.6
School life expectancy (years), 2005	6.3	6.6	6.0
Teaching staff	Pupil/teacher ratio	% trained teachers	% female teachers
Preschool, 2005	36.3	100.0	81.8
Primary school, 2005	41.7	100.0	25.1
Secondary school, 2005	26.4	51.0	14.1
Public expenditure per student as % of GDP per capita			
Primary school, 2005	21.0		
Secondary school, 2005	40.1		
Total public expenditure on education			
As % of GDP, 2005	5.4		
As % of total government expenditure, 2005	18.9		

Data sources:

Population: United Nations Population Division, *World Population Prospects: The 2006 Revision*, March 2007.

Education: UNESCO Institute for Statistics, Data Centre, <http://stats.uis.unesco.org/unesco/ReportFolders/ReportFolders.aspx>, January 2008.

Survey data: Senegal 2005 DHS

Senegal

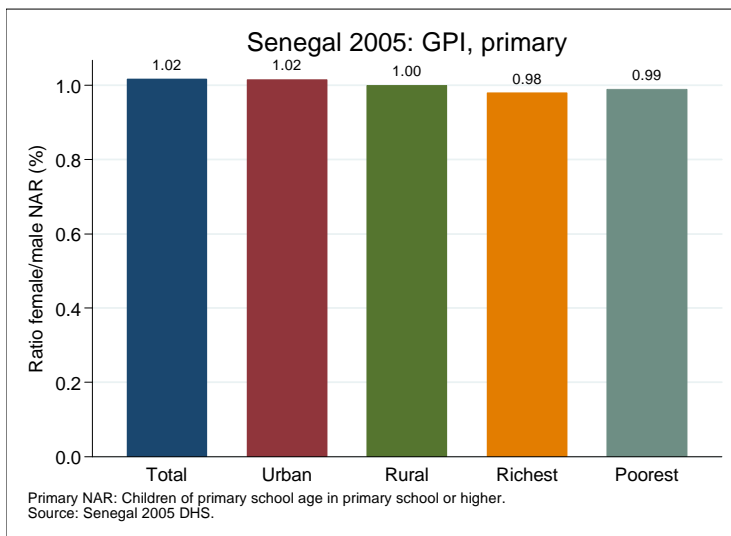
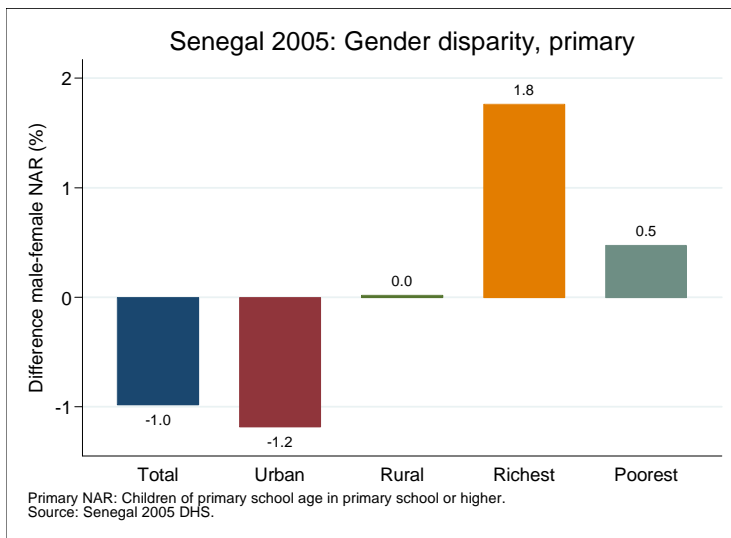
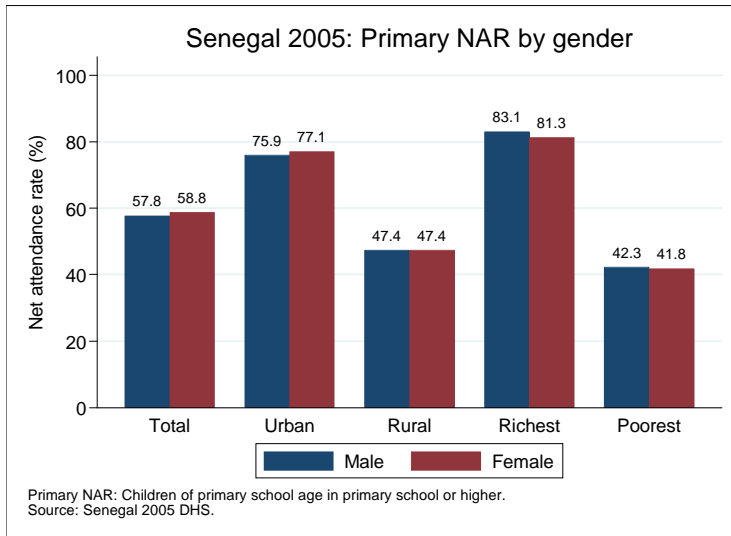
Net attendance rate (%)	Total	Male	Female	Urban	Rural	Richest	Poorest
Primary school NAR	58.3	57.8	58.8	76.5	47.4	82.1	42.1
Secondary school NAR	18.0	20.3	15.9	30.1	7.2	38.3	3.2
Gross attendance rate (%)	Total	Male	Female	Urban	Rural	Richest	Poorest
Primary school GAR	82.9	85.1	80.8	104.7	69.9	111.3	62.4
Secondary school GAR	23.8	27.6	20.3	40.2	9.0	50.5	3.8
Primary age in school (%)	Total	Male	Female	Urban	Rural	Richest	Poorest
Primary school	57.5	57.0	57.9	74.7	47.2	79.0	42.1
Secondary school	0.8	0.8	0.9	1.9	0.2	3.1	0.0
Preschool							
Non-formal education							
Secondary age in school (%)	Total	Male	Female	Urban	Rural	Richest	Poorest
Secondary school	17.9	20.1	15.8	29.8	7.2	37.7	3.2
Higher education	0.2	0.2	0.1	0.3	0.0	0.6	0.0
Primary school	20.6	23.7	17.7	18.1	22.8	16.0	21.5
Preschool							
Non-formal education							
Entrance and transition (%)	Total	Male	Female	Urban	Rural	Richest	Poorest
Primary net intake rate	21.8	20.5	23.0	28.7	18.1	31.0	15.6
Primary gross intake rate	57.5	58.3	56.9	69.6	51.1	84.8	48.3
Primary entrants with ECCE							
Transition rate prim.-sec.	71.0	75.2	66.3	75.3	63.8	73.6	58.2
Repetition and completion (%)	Total	Male	Female	Urban	Rural	Richest	Poorest
Primary repetition rate	9.7	9.7	9.6	9.0	10.4	9.1	11.1
Primary dropout rate	1.6	1.3	2.0	1.5	1.8	1.0	2.0
Secondary repetition rate	7.5	7.2	7.9	7.8	6.0	9.0	15.6
Secondary dropout rate	2.7	2.6	2.9	2.6	3.4	2.1	0.0
Survival rate to grade 5	95.2	95.5	95.0	95.5	95.0	97.5	92.8
Survival rate to last prim. grade	92.6	94.2	90.7	93.2	92.0	96.0	90.0

Primary school NAR: children of primary school age in primary school or higher.

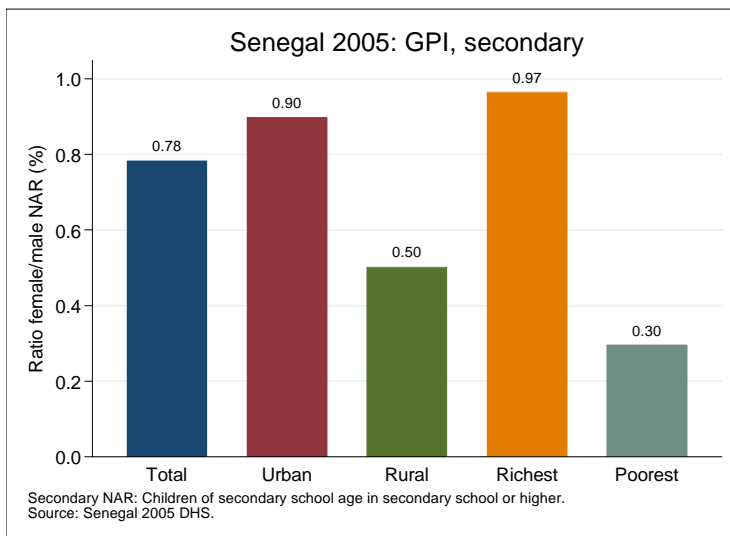
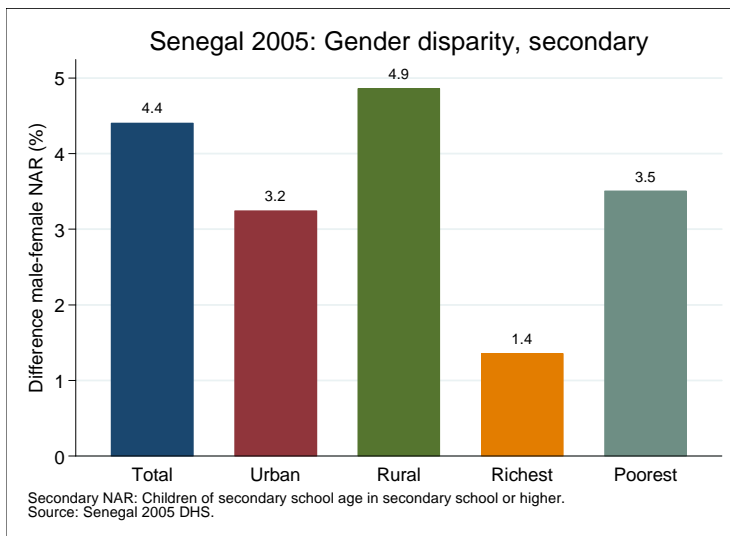
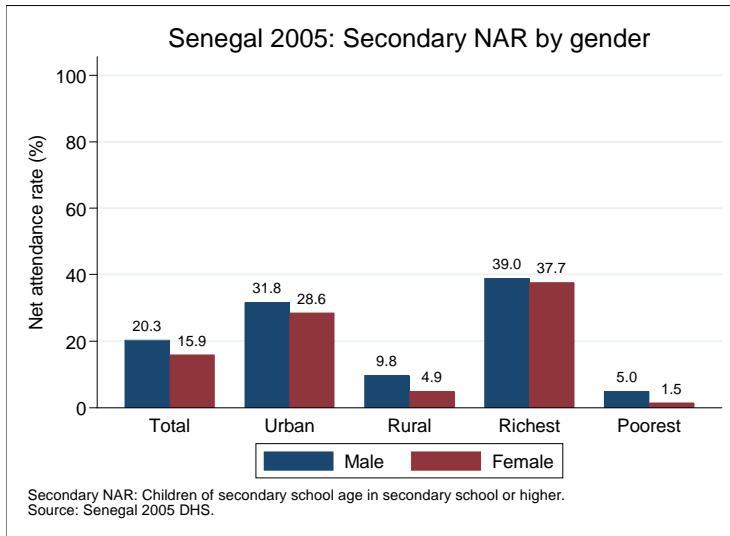
Secondary school NAR: children of secondary school age in secondary school or higher.

Data source: Senegal 2005 DHS.

Gender disparity in primary school (survey data)



Gender disparity in secondary school (survey data)



Projections to 2015

