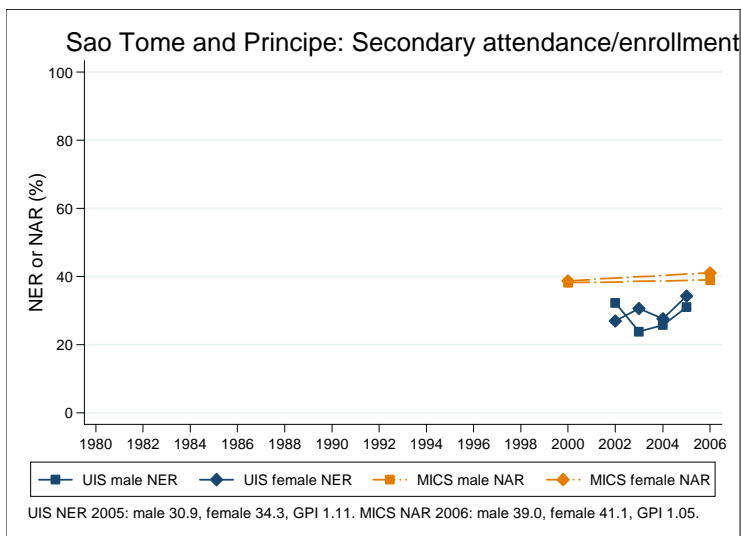
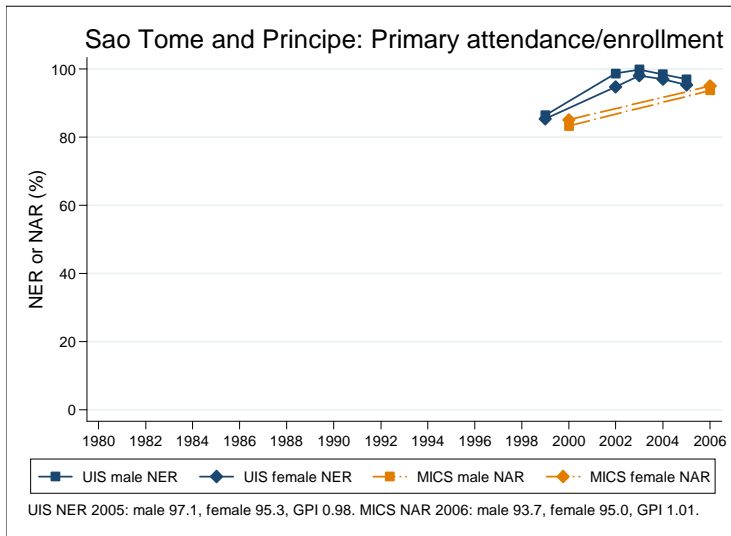
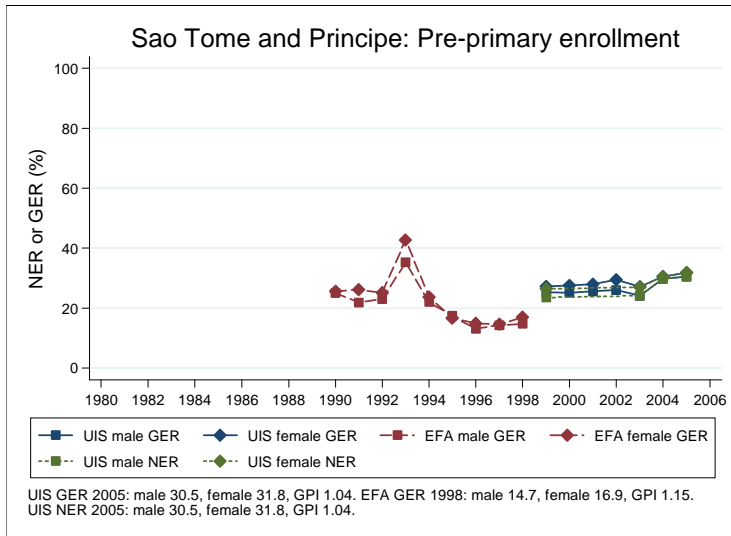
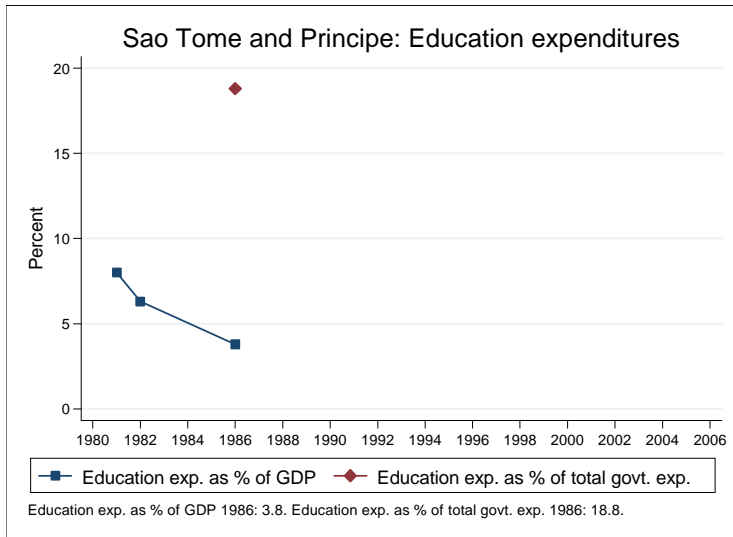
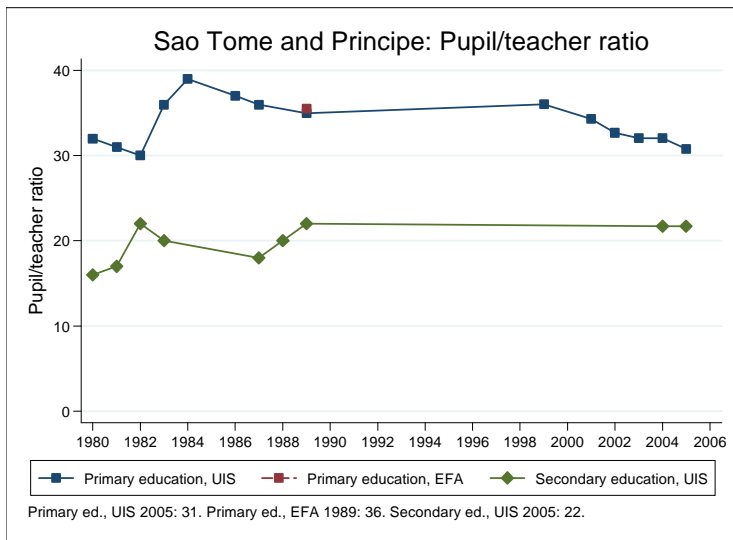
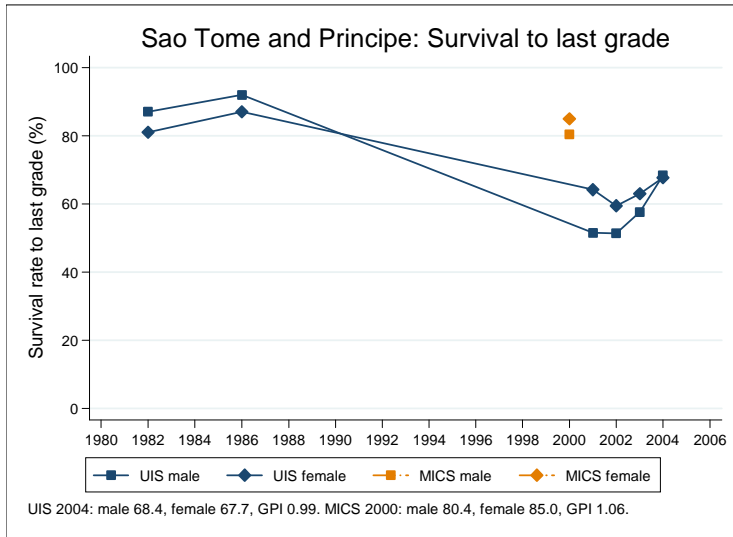


Education statistics: Sao Tome and Principe

UNICEF, Division of Policy and Practice, Statistics and Monitoring Section, www.childinfo.org, May 2008





Administrative data: UNESCO Institute for Statistics

Sao Tome and Principe

Population (1,000)	Total	Male	Female
Preschool age, 2006	18	9	9
Primary school age, 2006	24	12	12
Secondary school age, 2006	18	9	9
Total population, all ages, 2007	158	78	80
Official school age (years)	Entrance age	Graduation age	Duration
Preschool, 2005	3	6	4
Primary school, 2005	7	12	6
Secondary school, 2005	13	17	5
Compulsory education, 2005	7	13	7
Net enrolment ratio (%)	Total	Male	Female
Preschool NER, 2005	31.1	30.5	31.8
Primary school NER, 2005	96.2	97.1	95.3
Secondary school NER, 2005	32.6	30.9	34.3
Gross enrolment ratio (%)	Total	Male	Female
Preschool GER, 2005	31.1	30.5	31.8
Primary school GER, 2005	128.1	130.2	126.1
Secondary school GER, 2005	45.3	43.7	46.9
Entrance and transition (%)	Total	Male	Female
Primary net intake rate			
Primary gross intake rate, 2005	111.3	108.9	113.8
Primary entrants with ECCE			
Transition rate primary-secondary, 2004	55.9	56.6	55.2
Repetition and completion	Total	Male	Female
Primary repetition rate (%), 2005	23.5	24.5	22.4
Secondary repetition rate (%), 2005	33.2	31.4	34.9
Survival rate to grade 5 (%), 2004	76.3	75.8	76.9
Survival rate to last primary grade (%), 2004	68.0	68.4	67.7
Primary completion rate (%), 2005	74.2	72.3	76.3
School life expectancy (years), 2005	10.0	10.1	9.9
Teaching staff	Pupil/teacher ratio	% trained teachers	% female teachers
Preschool, 2003	25.4	54.9	93.6
Primary school, 2005	30.8		55.4
Secondary school, 2005	21.7		12.6
Public expenditure per student as % of GDP per capita			
Primary school			
Secondary school			
Total public expenditure on education			
As % of GDP			
As % of total government expenditure			

Data sources:

Population: United Nations Population Division, *World Population Prospects: The 2006 Revision*, March 2007.

Education: UNESCO Institute for Statistics, Data Centre, <http://stats.uis.unesco.org/unesco/ReportFolders/ReportFolders.aspx>, January 2008.

Survey data: Sao Tome and Principe 2000 MICS

Sao Tome and Principe

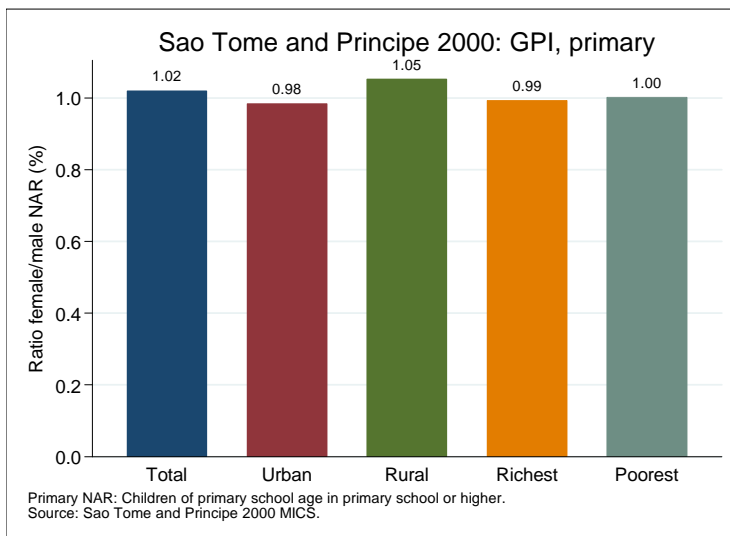
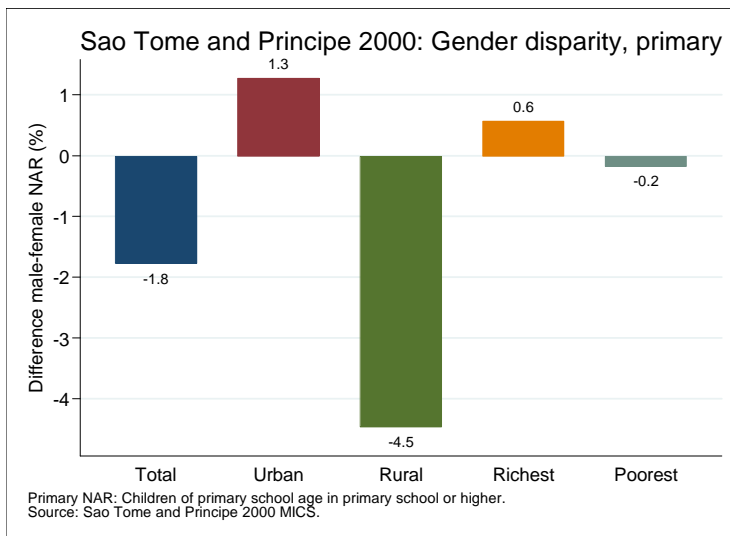
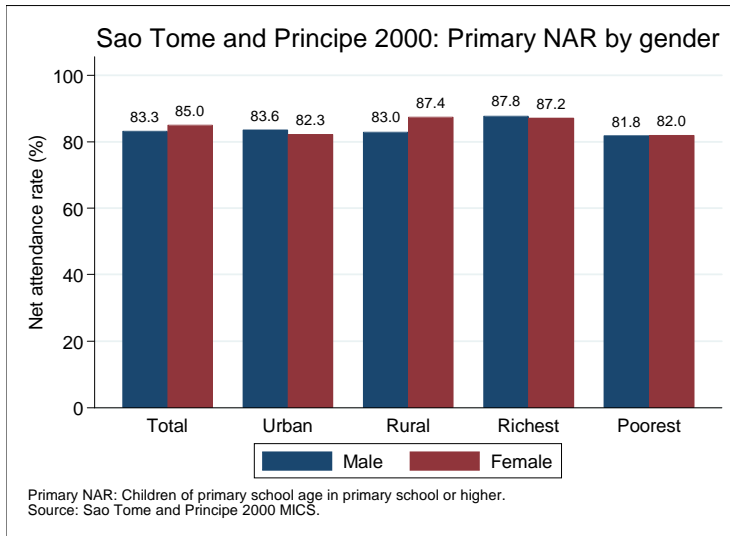
Net attendance rate (%)	Total	Male	Female	Urban	Rural	Richest	Poorest
Primary school NAR	84.1	83.3	85.0	83.0	85.1	87.5	81.9
Secondary school NAR	38.4	38.1	38.7	43.6	33.5	61.3	25.0
Gross attendance rate (%)	Total	Male	Female	Urban	Rural	Richest	Poorest
Primary school GAR	127.9	126.2	129.7	128.9	127.1	122.5	121.9
Secondary school GAR	43.7	44.1	43.3	49.5	38.1	69.8	28.6
Primary age in school (%)	Total	Male	Female	Urban	Rural	Richest	Poorest
Primary school	77.5	76.4	78.7	75.4	79.4	74.2	78.3
Secondary school	6.6	6.9	6.3	7.6	5.7	13.3	3.6
Preschool	4.1	4.0	4.2	5.9	2.5	5.4	2.3
Non-formal education	0.0	0.0	0.0	0.0	0.0	0.0	0.0
Secondary age in school (%)	Total	Male	Female	Urban	Rural	Richest	Poorest
Secondary school	38.4	38.1	38.7	43.6	33.5	61.3	25.0
Higher education							
Primary school	25.5	27.1	24.0	25.3	25.8	17.5	26.5
Preschool	1.7	1.5	1.8	1.7	1.6	1.6	1.9
Non-formal education	0.0	0.1	0.0	0.0	0.1	0.0	0.0
Entrance and transition (%)	Total	Male	Female	Urban	Rural	Richest	Poorest
Primary net intake rate	15.7	14.6	16.8	15.0	16.3	6.1	21.0
Primary gross intake rate	51.4	51.2	51.6	48.2	54.2	40.7	54.2
Primary entrants with ECCE	53.1	53.6	52.6	64.7	44.0	90.7	32.7
Transition rate prim.-sec.	59.1	58.3	59.9	62.6	55.1	70.9	50.4
Repetition and completion (%)	Total	Male	Female	Urban	Rural	Richest	Poorest
Primary repetition rate	28.0	28.8	27.1	27.2	28.7	21.7	34.0
Primary dropout rate	5.6	5.9	5.3	6.8	4.4	4.5	6.4
Secondary repetition rate	31.0	32.9	29.3	35.2	25.2	33.6	27.0
Secondary dropout rate	4.8	3.4	6.2	5.9	3.3	3.6	1.6
Survival rate to grade 5	68.7	66.7	70.9	64.2	73.8	76.9	60.4
Survival rate to last prim. grade	82.5	80.4	85.0	79.3	85.6	87.5	73.9

Primary school NAR: children of primary school age in primary school or higher.

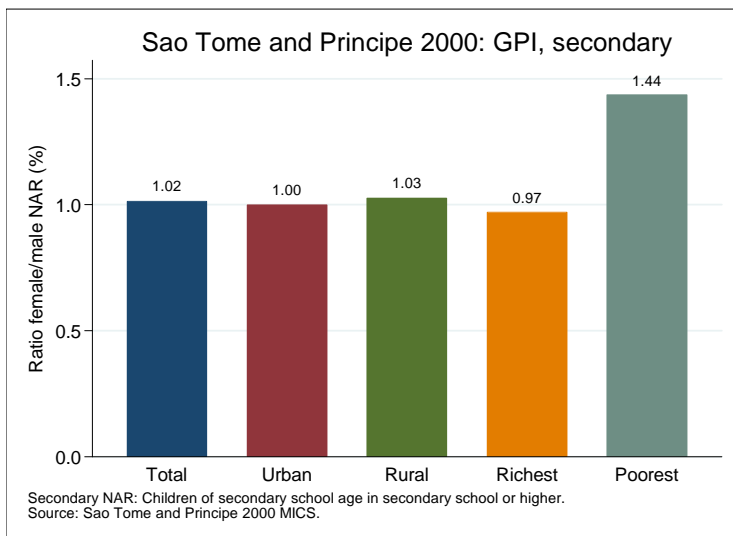
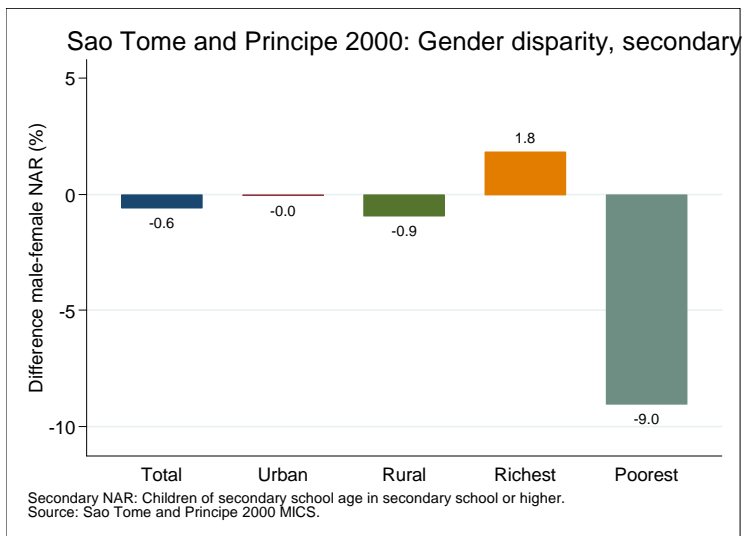
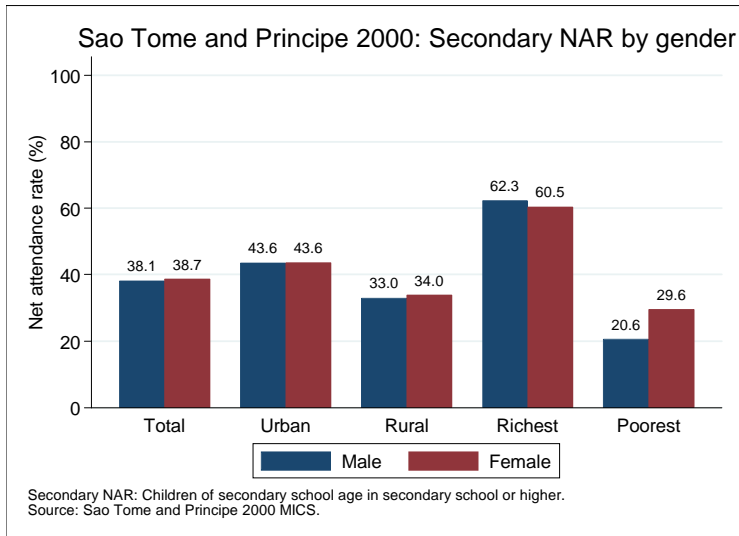
Secondary school NAR: children of secondary school age in secondary school or higher.

Data source: Sao Tome and Principe 2000 MICS.

Gender disparity in primary school (survey data)



Gender disparity in secondary school (survey data)



Projections to 2015

