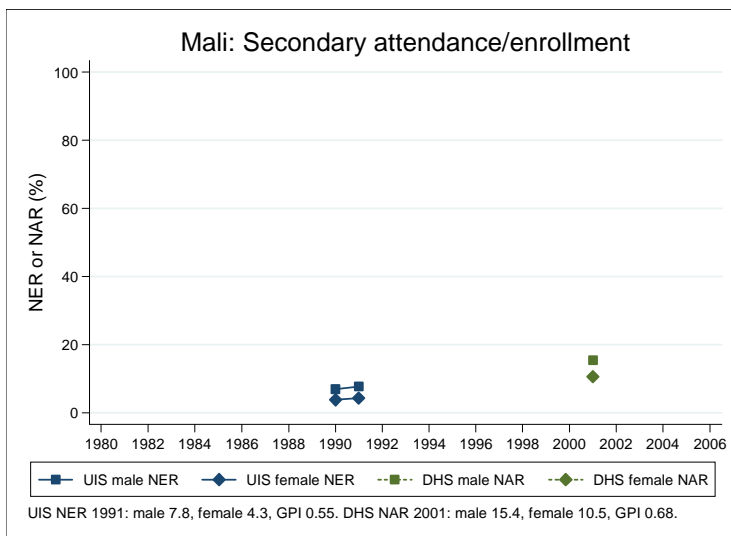
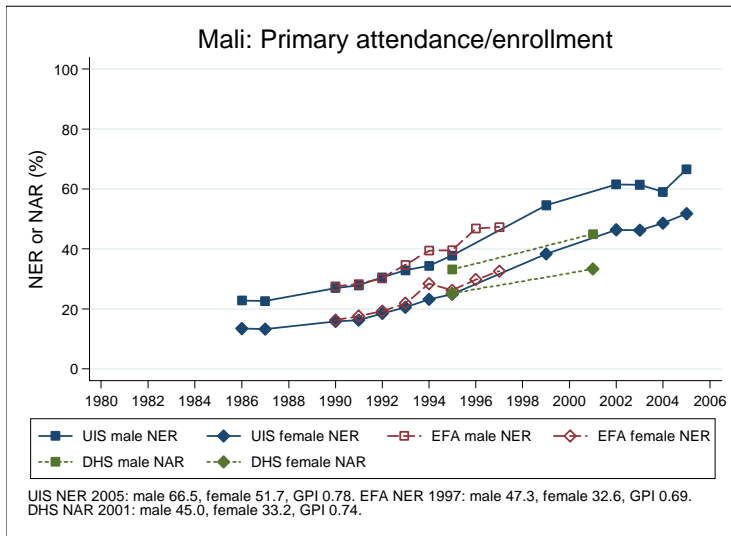
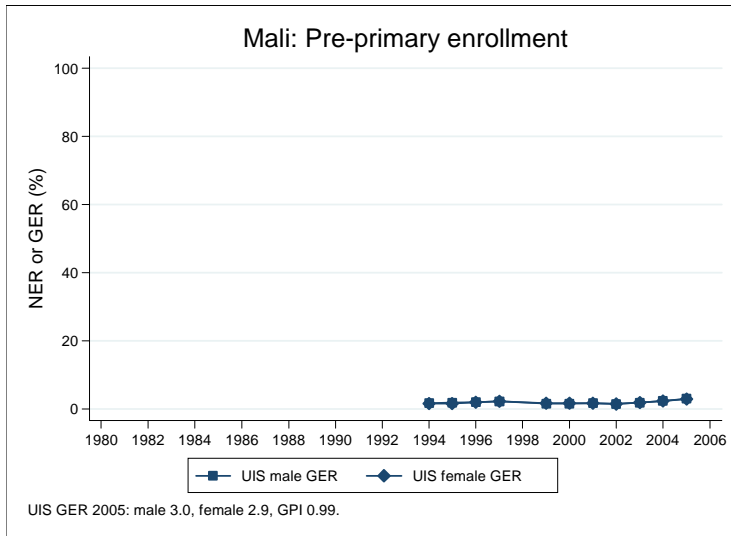
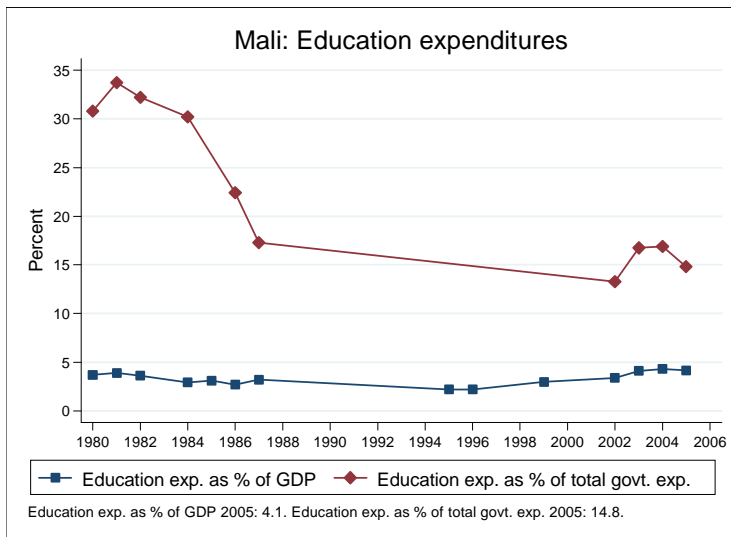
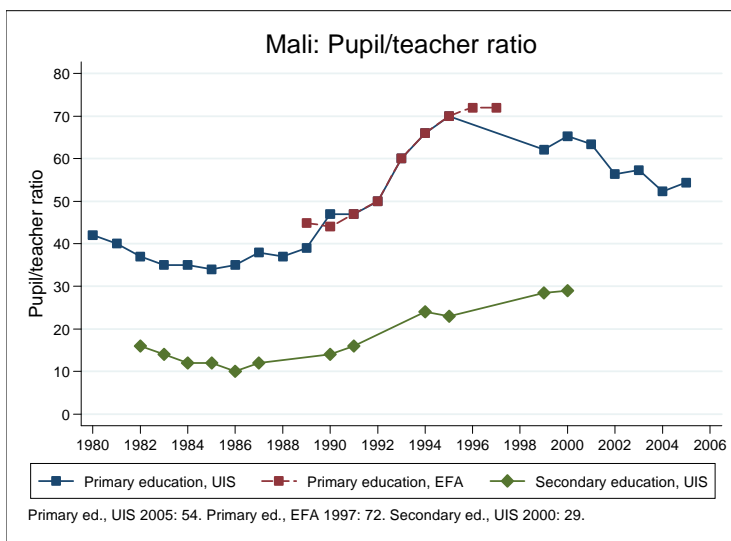
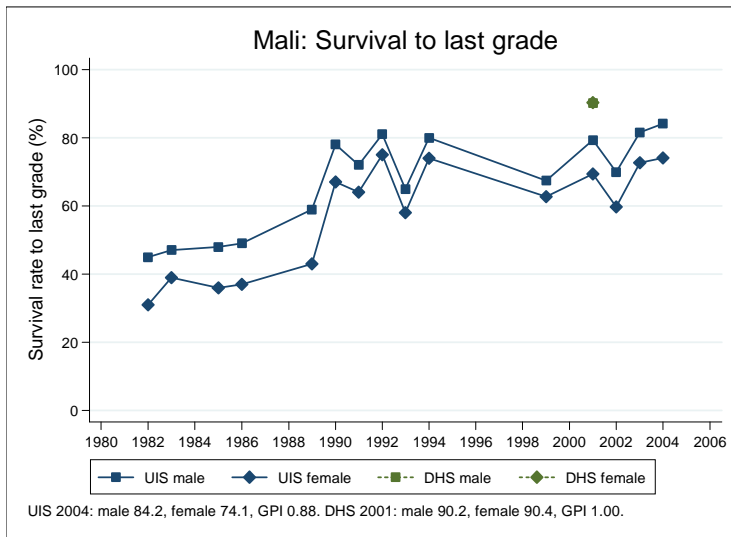


## Education statistics: Mali

UNICEF, Division of Policy and Practice, Statistics and Monitoring Section, www.childinfo.org, May 2008





## Administrative data: UNESCO Institute for Statistics

### Mali

<b>Population (1,000)</b>	<b>Total</b>	<b>Male</b>	<b>Female</b>
Preschool age, 2006	1590	798	792
Primary school age, 2006	2009	1006	1003
Secondary school age, 2006	1635	817	819
Total population, all ages, 2007	12337	6008	6329
<b>Official school age (years)</b>	<b>Entrance age</b>	<b>Graduation age</b>	<b>Duration</b>
Preschool, 2005	3	6	4
Primary school, 2005	7	12	6
Secondary school, 2005	13	18	6
Compulsory education, 2005	7	13	7
<b>Net enrolment ratio (%)</b>	<b>Total</b>	<b>Male</b>	<b>Female</b>
Preschool NER			
Primary school NER, 2005	59.1	66.5	51.7
Secondary school NER, 1991	6.0	7.8	4.3
<b>Gross enrolment ratio (%)</b>	<b>Total</b>	<b>Male</b>	<b>Female</b>
Preschool GER, 2005	2.9	3.0	2.9
Primary school GER, 2005	77.2	87.2	67.1
Secondary school GER, 2005	27.1	33.9	20.3
<b>Entrance and transition (%)</b>	<b>Total</b>	<b>Male</b>	<b>Female</b>
Primary net intake rate, 2005	27.4	30.5	24.4
Primary gross intake rate, 2005	75.1	82.6	67.6
Primary entrants with ECCE, 2005	6.5	6.2	7.0
Transition rate primary-secondary, 2004	57.1	63.0	48.2
<b>Repetition and completion</b>	<b>Total</b>	<b>Male</b>	<b>Female</b>
Primary repetition rate (%), 2005	18.6	18.4	18.9
Secondary repetition rate (%)			
Survival rate to grade 5 (%), 2004	86.9	89.7	83.3
Survival rate to last primary grade (%), 2004	79.8	84.2	74.1
Primary completion rate (%), 2005	44.1	53.2	35.0
School life expectancy (years), 2005	6.4	7.5	5.3
<b>Teaching staff</b>	<b>Pupil/teacher ratio</b>	<b>% trained teachers</b>	<b>% female teachers</b>
Preschool, 2003	21.2		73.4
Primary school, 2005	54.4		26.4
Secondary school, 2000	29.0		13.5
<b>Public expenditure per student as % of GDP per capita</b>			
Primary school, 1999	15.8		
Secondary school, 1999	61.6		
<b>Total public expenditure on education</b>			
As % of GDP, 2005	4.1		
As % of total government expenditure, 2005	14.8		

*Data sources:*

*Population:* United Nations Population Division, *World Population Prospects: The 2006 Revision*, March 2007.

*Education:* UNESCO Institute for Statistics, Data Centre, <http://stats.uis.unesco.org/unesco/ReportFolders/ReportFolders.aspx>, January 2008.

**Survey data: Mali 2001 DHS**

**Mali**

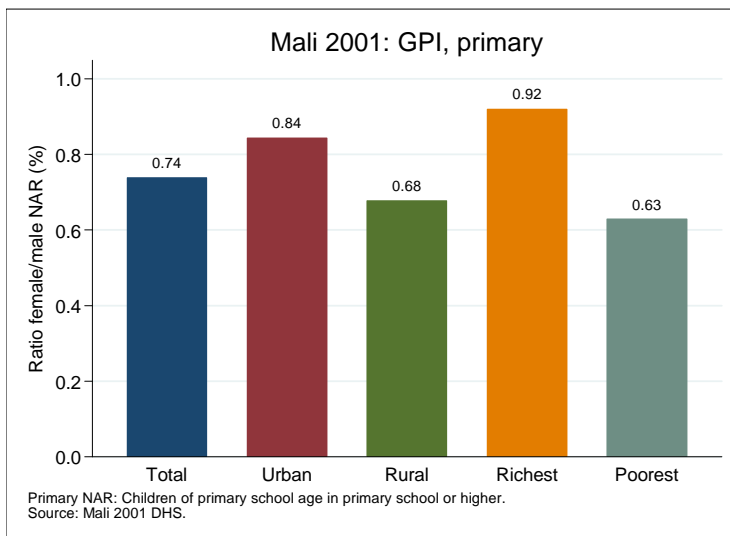
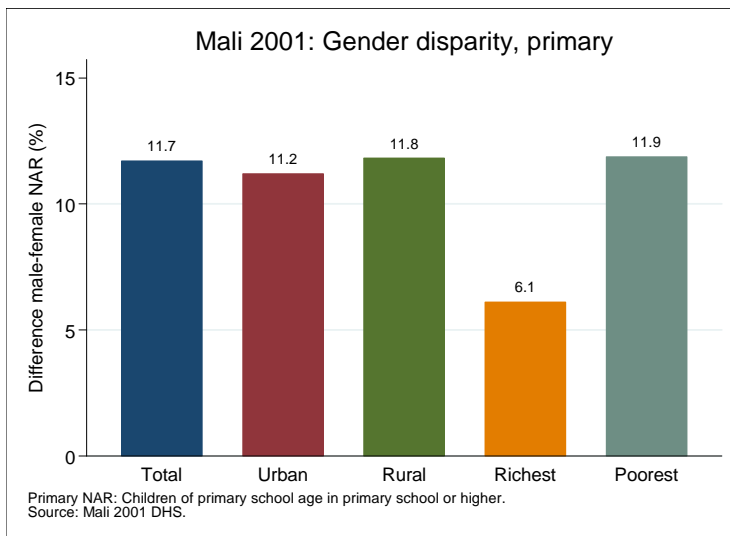
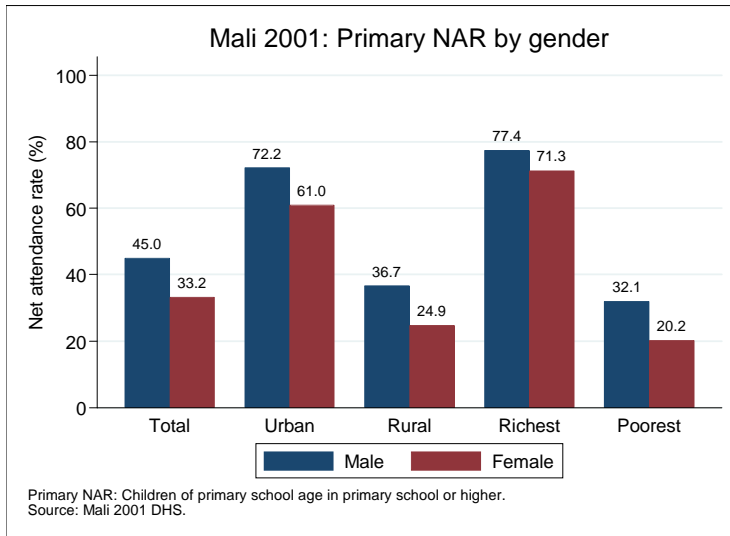
<b>Net attendance rate (%)</b>	<b>Total</b>	<b>Male</b>	<b>Female</b>	<b>Urban</b>	<b>Rural</b>	<b>Richest</b>	<b>Poorest</b>
Primary school NAR	39.0	45.0	33.2	66.5	30.7	74.3	25.9
Secondary school NAR	12.9	15.4	10.5	30.6	3.8	35.6	1.6
<b>Gross attendance rate (%)</b>	<b>Total</b>	<b>Male</b>	<b>Female</b>	<b>Urban</b>	<b>Rural</b>	<b>Richest</b>	<b>Poorest</b>
Primary school GAR	52.5	61.9	43.5	91.1	40.8	100.6	33.7
Secondary school GAR	19.2	23.4	15.2	46.9	4.9	55.7	2.2
<b>Primary age in school (%)</b>	<b>Total</b>	<b>Male</b>	<b>Female</b>	<b>Urban</b>	<b>Rural</b>	<b>Richest</b>	<b>Poorest</b>
Primary school	38.3	44.2	32.6	63.9	30.6	70.9	25.9
Secondary school	0.7	0.7	0.6	2.6	0.1	3.4	0.0
Preschool							
Non-formal education							
<b>Secondary age in school (%)</b>	<b>Total</b>	<b>Male</b>	<b>Female</b>	<b>Urban</b>	<b>Rural</b>	<b>Richest</b>	<b>Poorest</b>
Secondary school	12.8	15.3	10.4	30.3	3.8	35.3	1.6
Higher education	0.1	0.0	0.1	0.2	0.0	0.3	0.0
Primary school	16.3	20.8	11.9	19.9	14.5	19.0	12.1
Preschool							
Non-formal education							
<b>Entrance and transition (%)</b>	<b>Total</b>	<b>Male</b>	<b>Female</b>	<b>Urban</b>	<b>Rural</b>	<b>Richest</b>	<b>Poorest</b>
Primary net intake rate	13.6	14.8	12.5	21.8	11.2	25.0	10.6
Primary gross intake rate	41.7	48.7	35.1	60.9	36.0	70.2	30.9
Primary entrants with ECCE							
Transition rate prim.-sec.	68.0	69.0	66.3	73.5	55.8	78.6	36.5
<b>Repetition and completion (%)</b>	<b>Total</b>	<b>Male</b>	<b>Female</b>	<b>Urban</b>	<b>Rural</b>	<b>Richest</b>	<b>Poorest</b>
Primary repetition rate	11.2	10.5	12.1	11.0	11.3	10.0	11.3
Primary dropout rate	2.0	1.9	2.2	1.8	2.2	1.5	2.0
Secondary repetition rate	18.0	18.0	18.0	17.0	24.5	17.8	26.4
Secondary dropout rate	2.4	2.7	1.9	2.6	1.1	2.5	0.0
Survival rate to grade 5	93.0	93.5	92.6	95.4	91.8	95.9	92.7
Survival rate to last prim. grade	90.2	90.2	90.4	91.8	89.8	93.3	91.0

Primary school NAR: children of primary school age in primary school or higher.

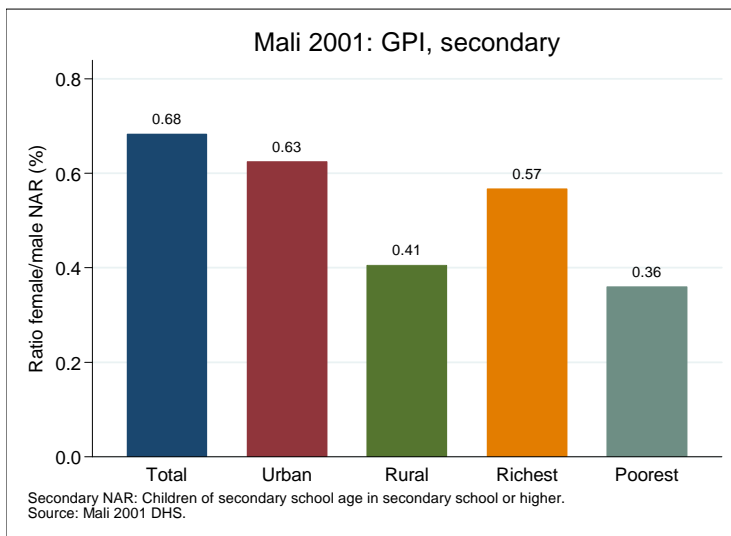
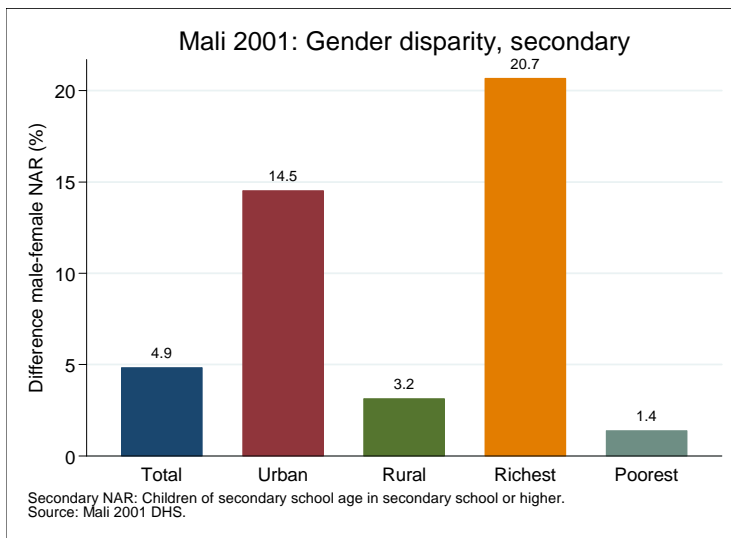
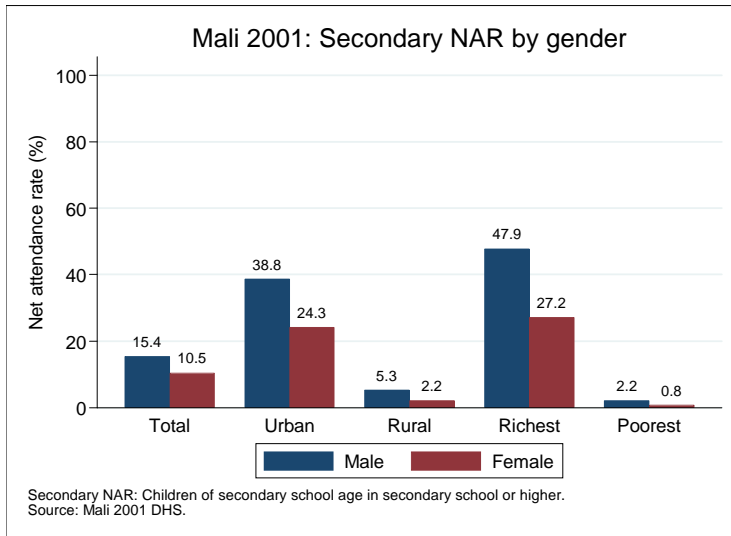
Secondary school NAR: children of secondary school age in secondary school or higher.

Data source: Mali 2001 DHS.

## Gender disparity in primary school (survey data)



## Gender disparity in secondary school (survey data)



## Projections to 2015

