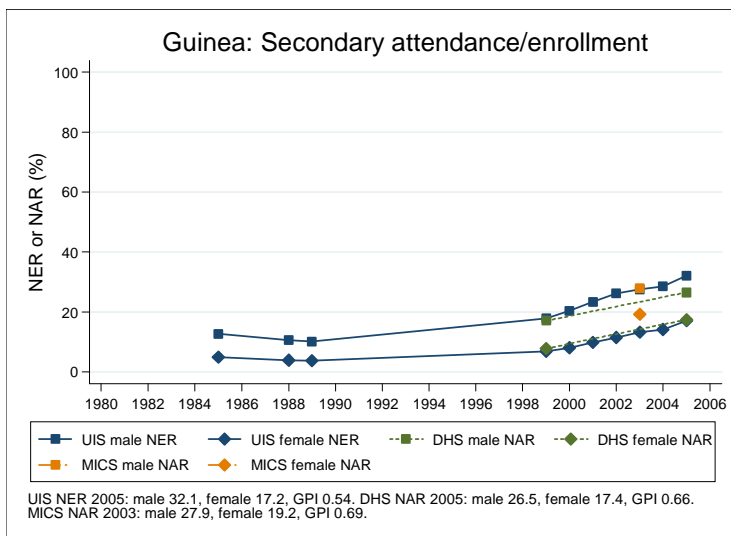
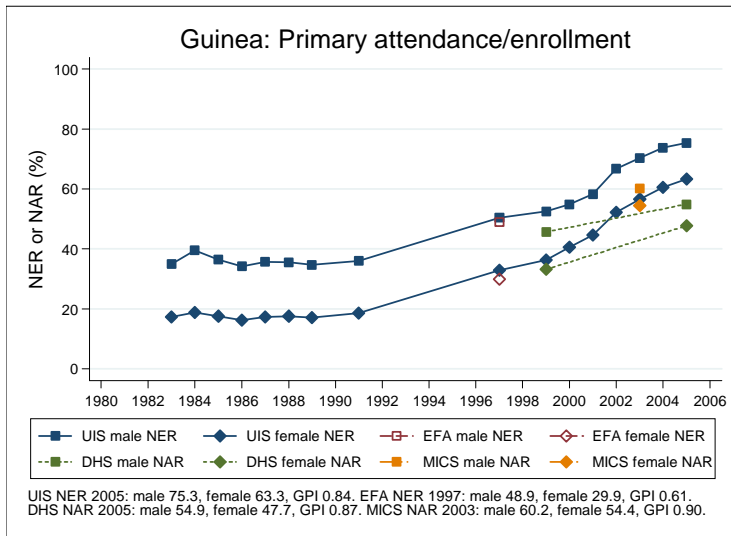
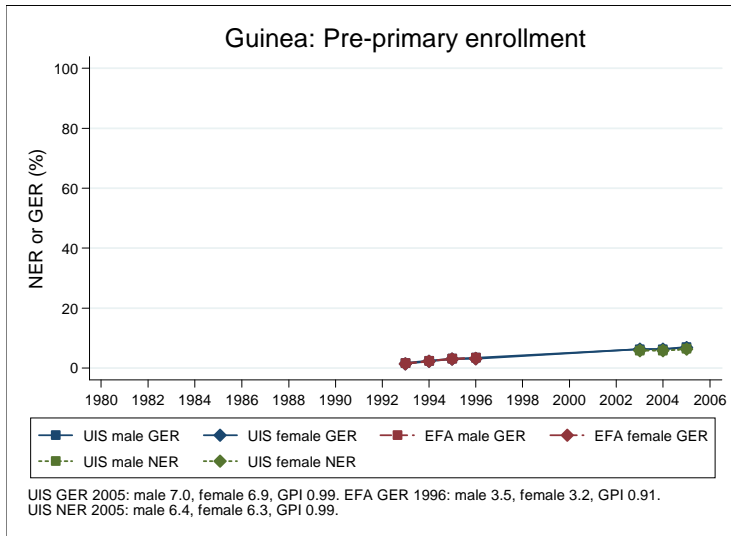
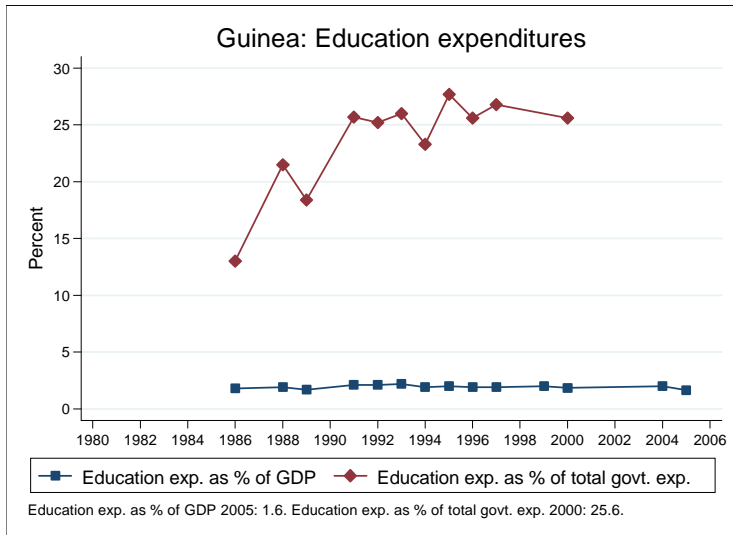
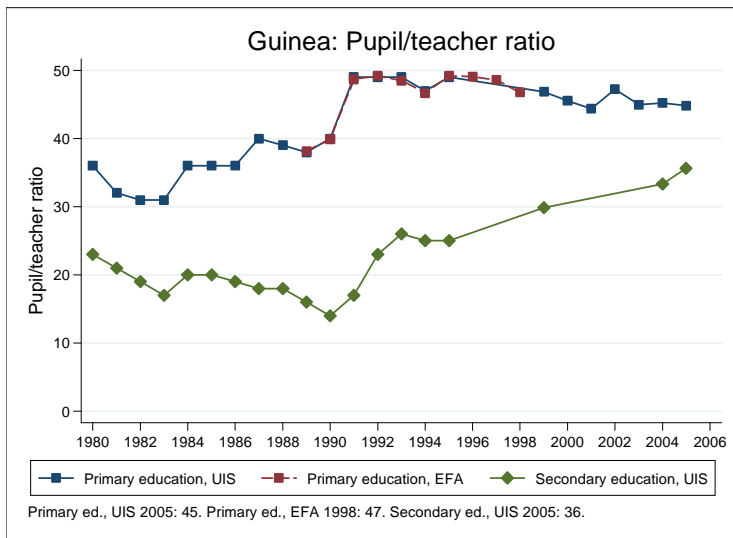
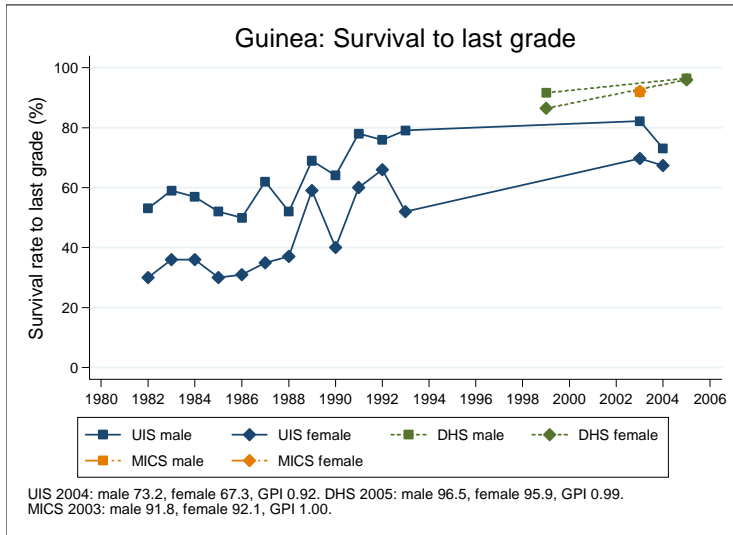


Education statistics: Guinea

UNICEF, Division of Policy and Practice, Statistics and Monitoring Section, www.childinfo.org, May 2008





Administrative data: UNESCO Institute for Statistics

Guinea

Population (1,000)			
	Total	Male	Female
Preschool age, 2006	1107	564	544
Primary school age, 2006	1425	725	700
Secondary school age, 2006	1384	704	680
Total population, all ages, 2007	9370	4729	4641
Official school age (years)			
	Entrance age	Graduation age	Duration
Preschool, 2005	3	6	4
Primary school, 2005	7	12	6
Secondary school, 2005	13	19	7
Compulsory education, 2005	7	12	6
Net enrolment ratio (%)			
	Total	Male	Female
Preschool NER, 2005	6.4	6.4	6.3
Primary school NER, 2005	69.4	75.3	63.3
Secondary school NER, 2005	24.8	32.1	17.2
Gross enrolment ratio (%)			
	Total	Male	Female
Preschool GER, 2005	7.0	7.0	6.9
Primary school GER, 2005	86.2	94.7	77.3
Secondary school GER, 2005	31.2	40.8	21.2
Entrance and transition (%)			
	Total	Male	Female
Primary net intake rate, 2005	38.1	39.2	36.9
Primary gross intake rate, 2005	88.6	93.0	84.2
Primary entrants with ECCE, 2005	17.4	16.7	18.3
Transition rate primary-secondary, 2004	64.0	67.9	58.0
Repetition and completion			
	Total	Male	Female
Primary repetition rate (%), 2005	8.7	8.4	9.0
Secondary repetition rate (%), 2005	16.0	16.8	14.5
Survival rate to grade 5 (%), 2004	76.0	78.1	73.4
Survival rate to last primary grade (%), 2004	70.6	73.2	67.3
Primary completion rate (%), 2005	58.3	69.1	47.1
School life expectancy (years), 2005	7.6	8.8	6.3
Teaching staff			
	Pupil/teacher ratio	% trained teachers	% female teachers
Preschool, 2005	31.2		32.8
Primary school, 2005	44.9	68.1	24.3
Secondary school, 2005	35.6		4.7
Public expenditure per student as % of GDP per capita			
Primary school, 2000	10.0		
Secondary school			
Total public expenditure on education			
As % of GDP, 2005	1.6		
As % of total government expenditure, 2000	25.6		

Data sources:

Population: United Nations Population Division, *World Population Prospects: The 2006 Revision*, March 2007.

Education: UNESCO Institute for Statistics, Data Centre, <http://stats.uis.unesco.org/unesco/ReportFolders/ReportFolders.aspx>, January 2008.

Survey data: Guinea 2005 DHS

Guinea

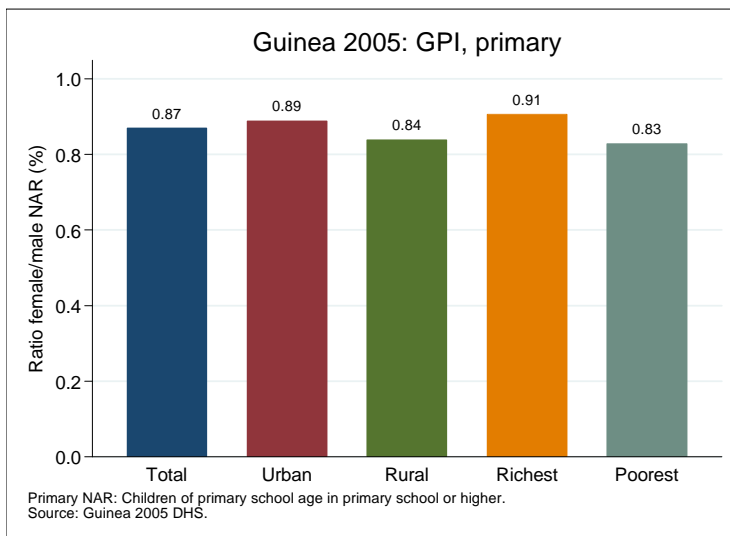
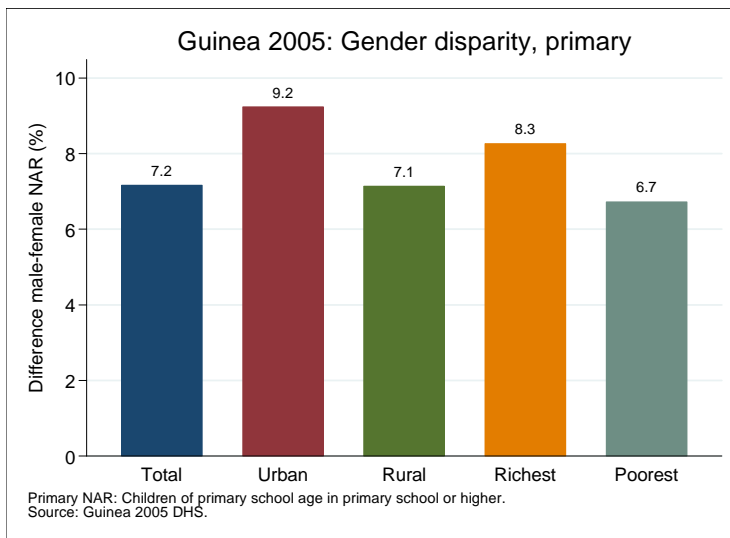
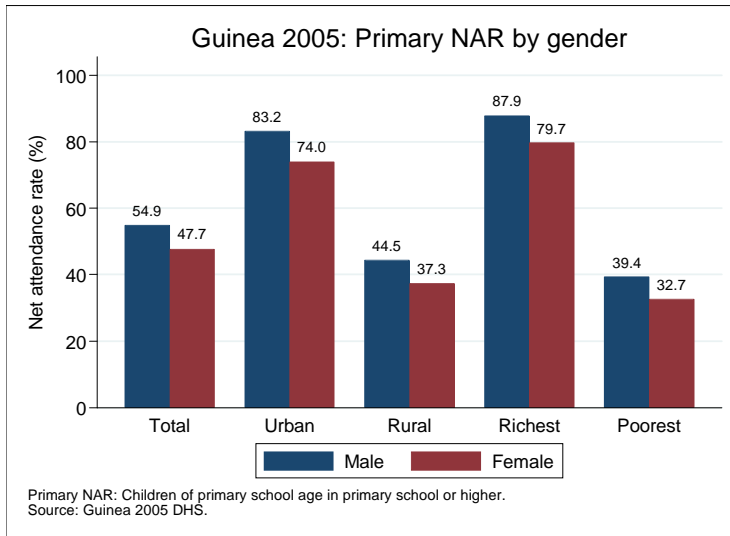
Net attendance rate (%)	Total	Male	Female	Urban	Rural	Richest	Poorest
Primary school NAR	51.4	54.9	47.7	78.5	41.0	83.8	35.9
Secondary school NAR	22.0	26.5	17.4	40.7	10.3	44.7	4.3
Gross attendance rate (%)	Total	Male	Female	Urban	Rural	Richest	Poorest
Primary school GAR	75.5	82.5	68.3	115.8	60.1	122.2	49.2
Secondary school GAR	32.4	41.9	23.0	61.8	14.0	67.4	6.8
Primary age in school (%)	Total	Male	Female	Urban	Rural	Richest	Poorest
Primary school	50.7	54.2	47.1	76.5	40.8	81.4	35.8
Secondary school	0.7	0.7	0.6	2.0	0.2	2.4	0.1
Preschool	0.4	0.5	0.4	0.6	0.3	0.7	0.6
Non-formal education							
Secondary age in school (%)	Total	Male	Female	Urban	Rural	Richest	Poorest
Secondary school	22.0	26.5	17.4	40.5	10.3	44.6	4.3
Higher education	0.0	0.1	0.0	0.1	0.0	0.1	0.0
Primary school	28.7	33.7	23.5	30.7	27.4	29.3	21.9
Preschool	0.0	0.0	0.0	0.0	0.0	0.0	0.0
Non-formal education							
Entrance and transition (%)	Total	Male	Female	Urban	Rural	Richest	Poorest
Primary net intake rate	17.4	19.5	15.3	24.4	15.1	26.8	11.6
Primary gross intake rate	62.9	68.7	57.2	86.5	55.1	85.1	56.0
Primary entrants with ECCE	100.0	100.0	100.0	100.0	100.0	100.0	100.0
Transition rate prim.-sec.	84.9	84.5	85.5	91.5	74.2	91.2	50.1
Repetition and completion (%)	Total	Male	Female	Urban	Rural	Richest	Poorest
Primary repetition rate	4.3	4.2	4.4	4.4	4.2	4.8	4.2
Primary dropout rate	0.8	0.9	0.7	0.5	1.0	0.7	1.7
Secondary repetition rate	4.7	4.8	4.5	5.1	3.8	4.4	0.0
Secondary dropout rate	2.7	3.3	1.3	3.1	1.4	4.3	3.8
Survival rate to grade 5	97.2	96.8	97.6	98.1	96.3	97.1	94.4
Survival rate to last prim. grade	96.3	96.5	95.9	97.8	94.9	96.8	92.6

Primary school NAR: children of primary school age in primary school or higher.

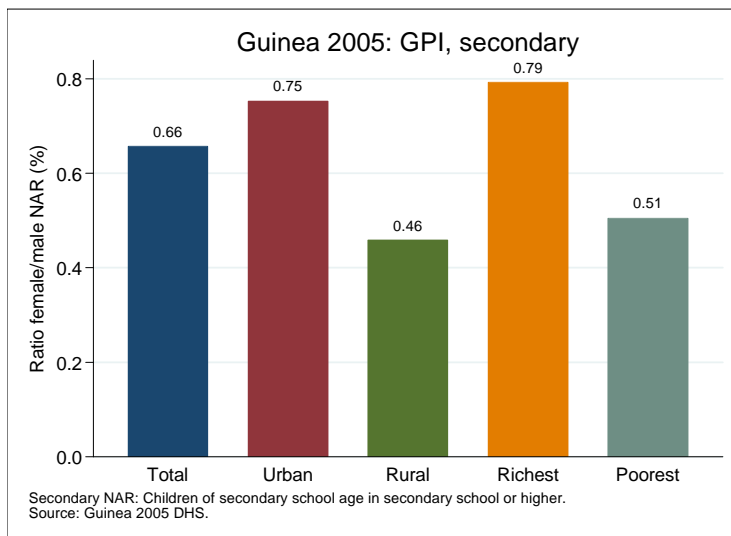
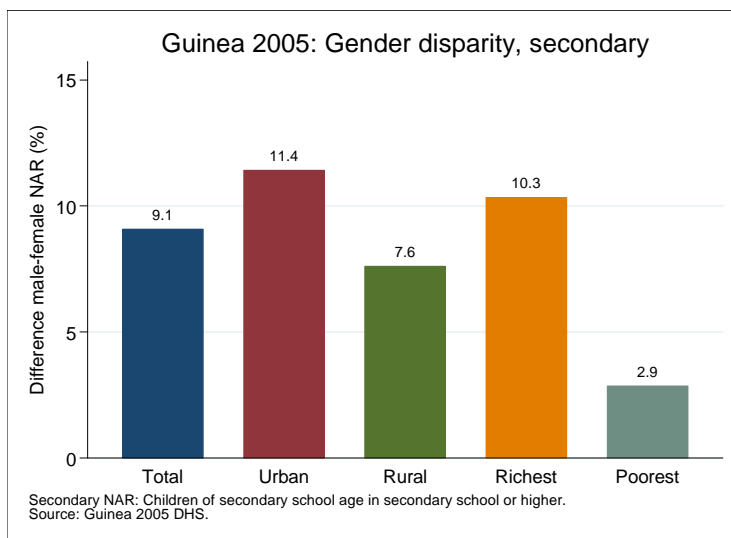
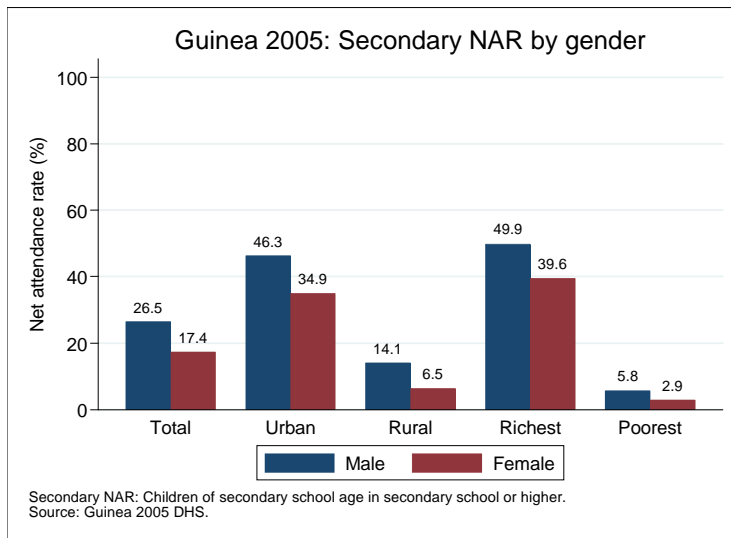
Secondary school NAR: children of secondary school age in secondary school or higher.

Data source: Guinea 2005 DHS.

Gender disparity in primary school (survey data)



Gender disparity in secondary school (survey data)



Projections to 2015

