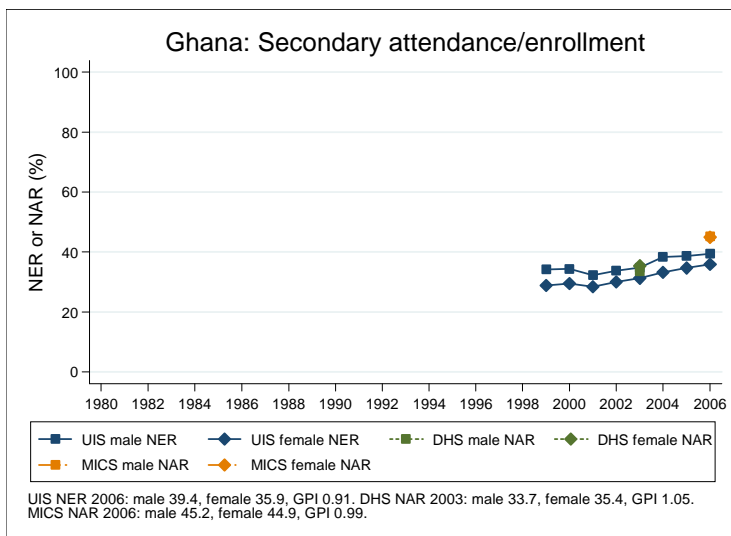
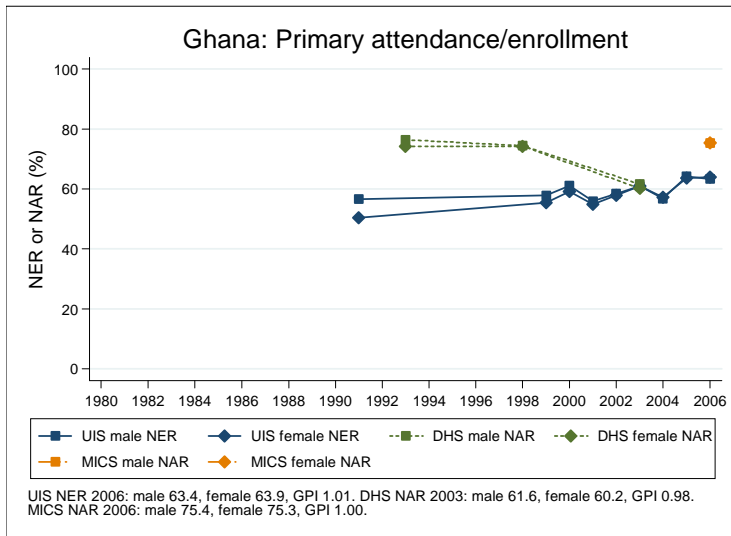
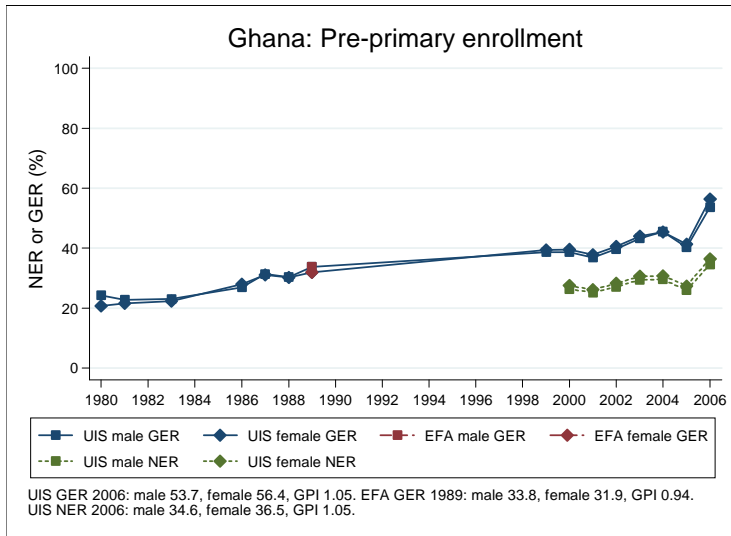
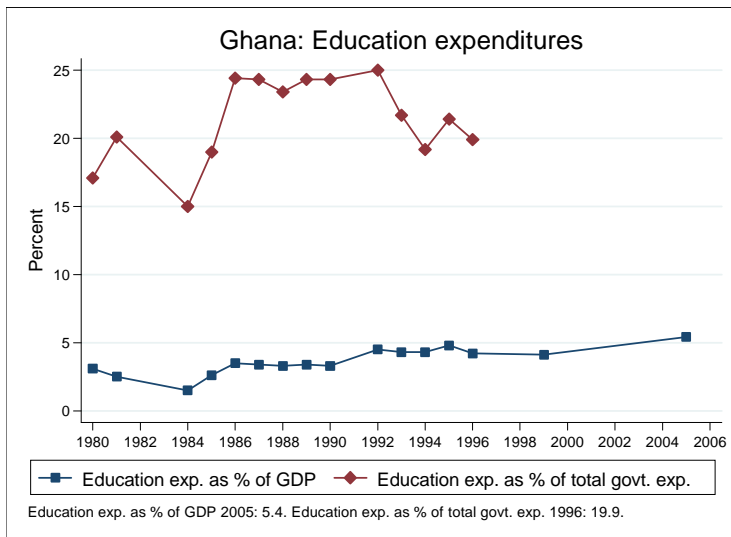
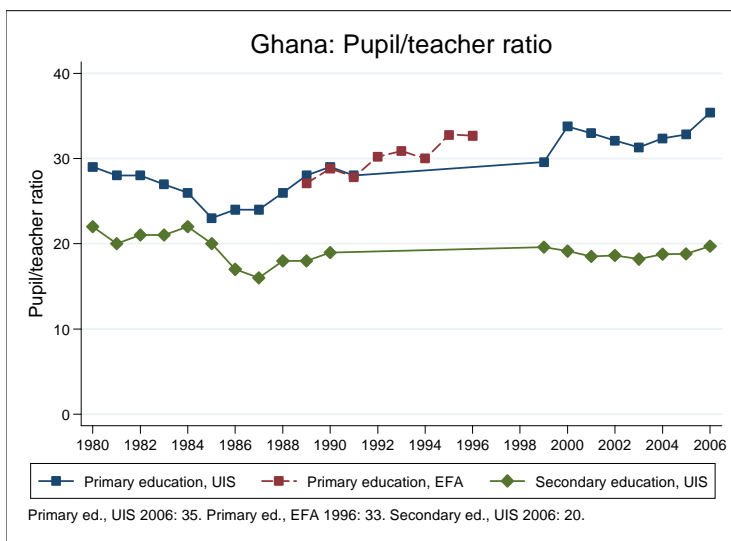
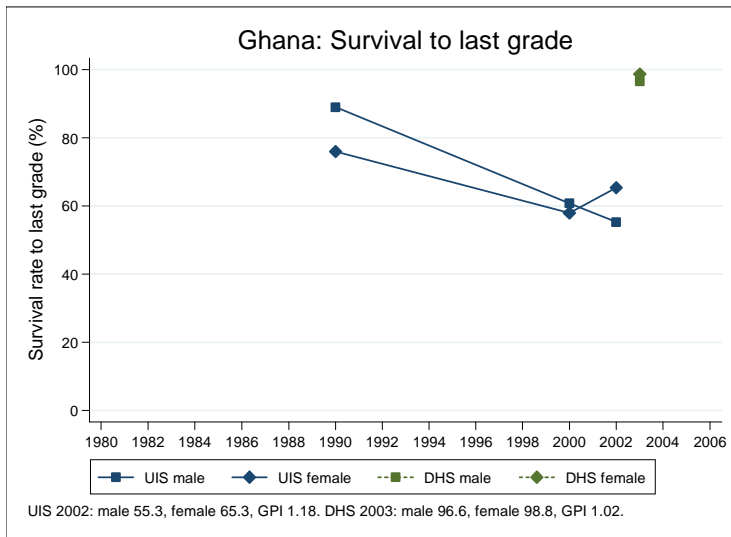


Education statistics: Ghana

UNICEF, Division of Policy and Practice, Statistics and Monitoring Section, www.childinfo.org, May 2008





Administrative data: UNESCO Institute for Statistics

Ghana

Population (1,000)	Total	Male	Female
Preschool age, 2006	1813	927	886
Primary school age, 2006	3409	1743	1666
Secondary school age, 2006	3171	1618	1553
Total population, all ages, 2007	23478	11899	11580
Official school age (years)	Entrance age	Graduation age	Duration
Preschool, 2006	3	5	3
Primary school, 2006	6	11	6
Secondary school, 2006	12	17	6
Compulsory education, 2006	6	14	9
Net enrolment ratio (%)	Total	Male	Female
Preschool NER, 2006	35.5	34.6	36.5
Primary school NER, 2006	63.6	63.4	63.9
Secondary school NER, 2006	37.7	39.4	35.9
Gross enrolment ratio (%)	Total	Male	Female
Preschool GER, 2006	55.0	53.7	56.4
Primary school GER, 2006	91.8	92.5	91.1
Secondary school GER, 2006	45.9	49.5	42.1
Entrance and transition (%)	Total	Male	Female
Primary net intake rate, 2006	33.3	32.3	34.3
Primary gross intake rate, 2006	107.4	104.9	110.0
Primary entrants with ECCE			
Transition rate primary-secondary, 2002	86.8	86.9	86.7
Repetition and completion	Total	Male	Female
Primary repetition rate (%), 2005	5.8	6.0	5.7
Secondary repetition rate (%), 2003	2.4	2.4	2.5
Survival rate to grade 5 (%), 2002	63.3	61.8	64.7
Survival rate to last primary grade (%), 2002	60.0	55.3	65.3
Primary completion rate (%), 2005	70.7	73.4	67.8
School life expectancy (years), 2006	8.4	8.7	8.1
Teaching staff	Pupil/teacher ratio	% trained teachers	% female teachers
Preschool, 2005	25.2	22.2	90.8
Primary school, 2006	35.4	56.3	43.7
Secondary school, 2006	19.7	73.8	26.8
Public expenditure per student as % of GDP per capita			
Primary school, 2005	12.8		
Secondary school, 2005	34.4		
Total public expenditure on education			
As % of GDP, 2005	5.4		
As % of total government expenditure			

Data sources:

Population: United Nations Population Division, *World Population Prospects: The 2006 Revision*, March 2007.

Education: UNESCO Institute for Statistics, Data Centre, <http://stats.uis.unesco.org/unesco/ReportFolders/ReportFolders.aspx>, January 2008.

Survey data: Ghana 2003 DHS

Ghana

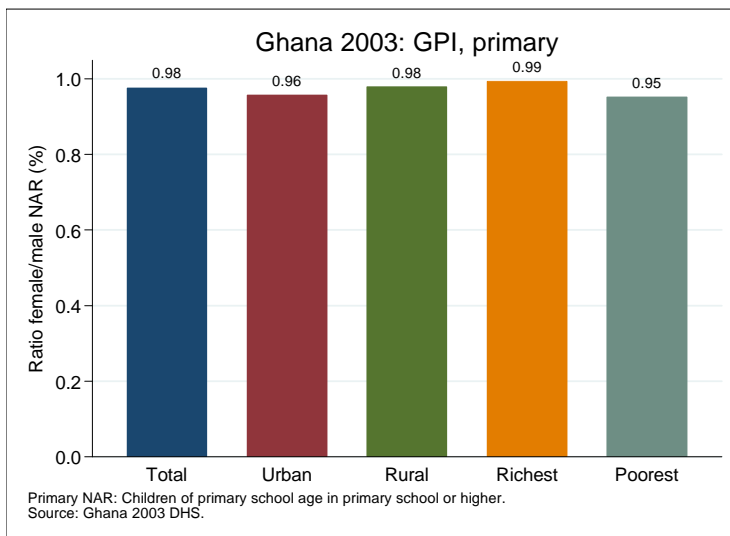
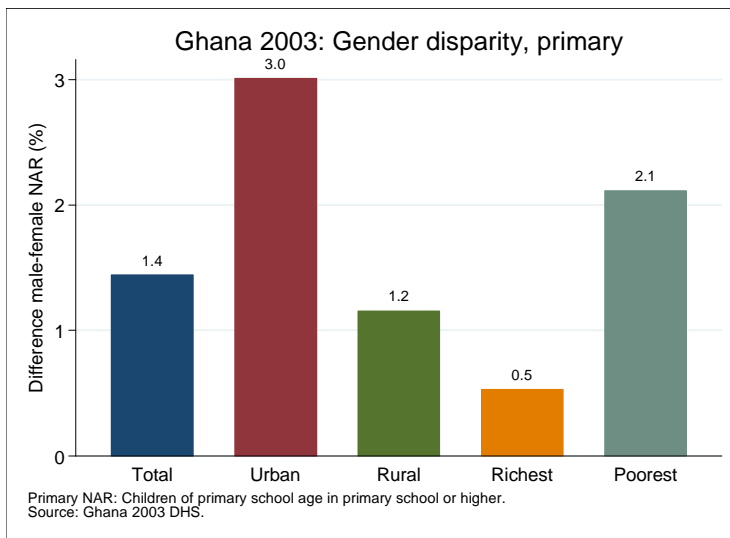
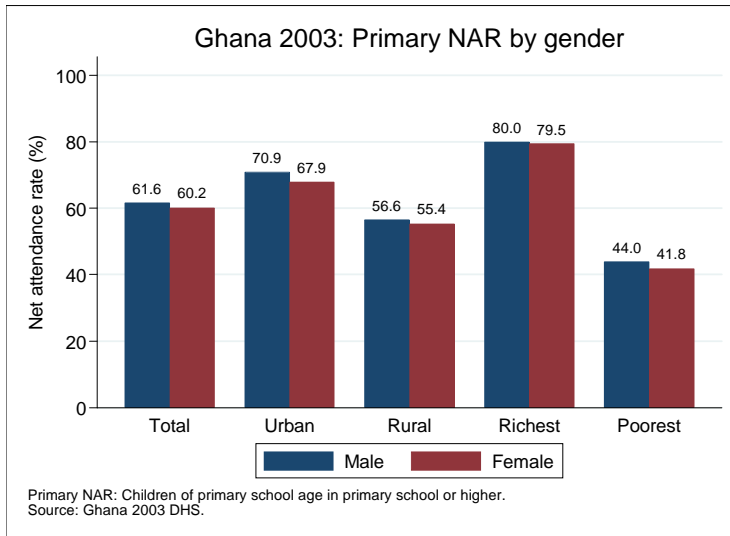
Net attendance rate (%)	Total	Male	Female	Urban	Rural	Richest	Poorest
Primary school NAR	60.9	61.6	60.2	69.4	56.0	79.7	43.0
Secondary school NAR	34.5	33.7	35.4	45.4	25.8	56.7	14.5
Gross attendance rate (%)	Total	Male	Female	Urban	Rural	Richest	Poorest
Primary school GAR	96.3	99.1	93.1	105.5	90.8	107.9	71.4
Secondary school GAR	46.3	48.1	44.5	60.7	34.8	74.7	22.2
Primary age in school (%)	Total	Male	Female	Urban	Rural	Richest	Poorest
Primary school	60.4	61.0	59.6	68.3	55.8	77.9	42.9
Secondary school	0.6	0.6	0.5	1.1	0.3	1.8	0.1
Preschool							
Non-formal education							
Secondary age in school (%)	Total	Male	Female	Urban	Rural	Richest	Poorest
Secondary school	34.5	33.6	35.4	45.3	25.8	56.5	14.5
Higher education	0.0	0.1	0.0	0.1	0.0	0.1	0.1
Primary school	40.0	43.2	36.7	34.9	44.2	26.2	37.9
Preschool							
Non-formal education							
Entrance and transition (%)	Total	Male	Female	Urban	Rural	Richest	Poorest
Primary net intake rate	16.3	16.6	15.9	16.9	16.0	22.4	14.0
Primary gross intake rate	70.6	77.0	64.5	63.1	74.4	77.0	75.9
Primary entrants with ECCE							
Transition rate prim.-sec.	97.0	97.7	96.4	98.1	95.9	97.9	93.6
Repetition and completion (%)	Total	Male	Female	Urban	Rural	Richest	Poorest
Primary repetition rate	1.8	2.1	1.5	1.0	2.4	1.1	3.9
Primary dropout rate	0.5	0.7	0.3	0.1	0.9	0.1	1.4
Secondary repetition rate	2.5	2.8	2.1	2.1	3.0	2.1	8.5
Secondary dropout rate	13.8	14.1	13.4	13.8	13.6	14.1	12.4
Survival rate to grade 5	98.1	97.0	99.4	100.0	96.7	100.0	95.5
Survival rate to last prim. grade	97.6	96.6	98.8	100.0	95.8	100.0	94.3

Primary school NAR: children of primary school age in primary school or higher.

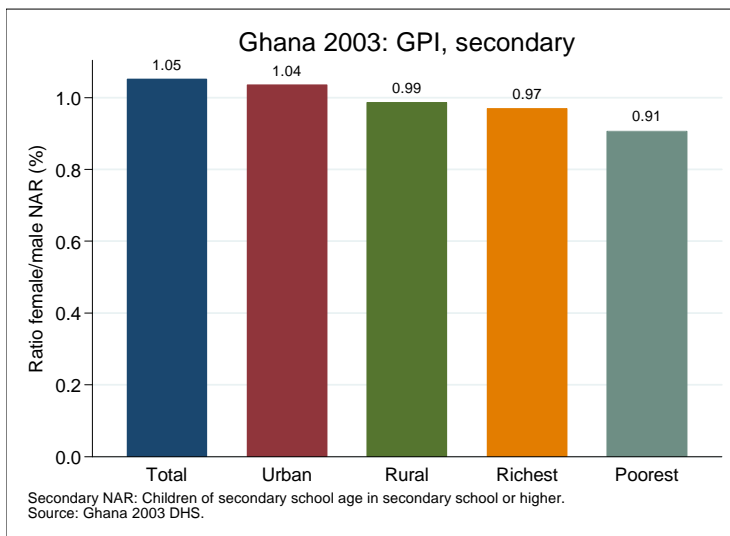
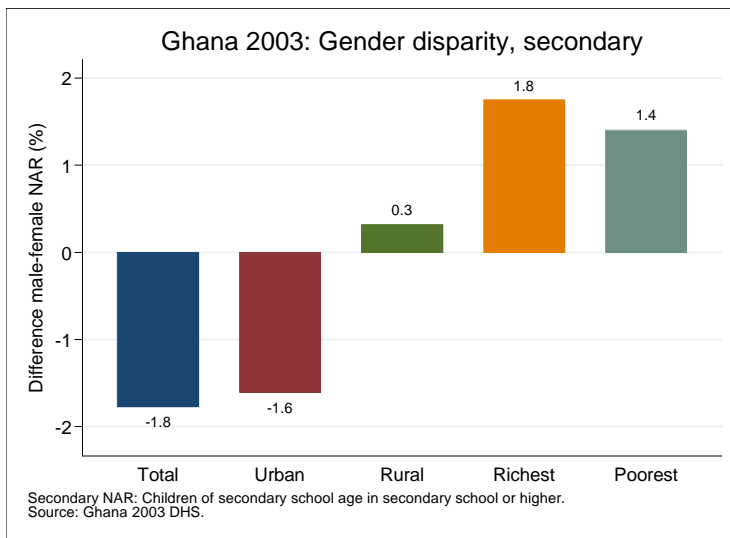
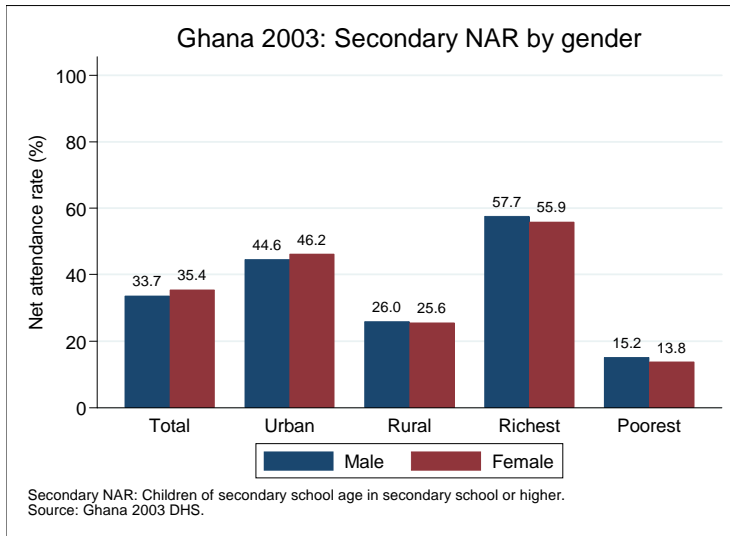
Secondary school NAR: children of secondary school age in secondary school or higher.

Data source: Ghana 2003 DHS.

Gender disparity in primary school (survey data)



Gender disparity in secondary school (survey data)



Projections to 2015

