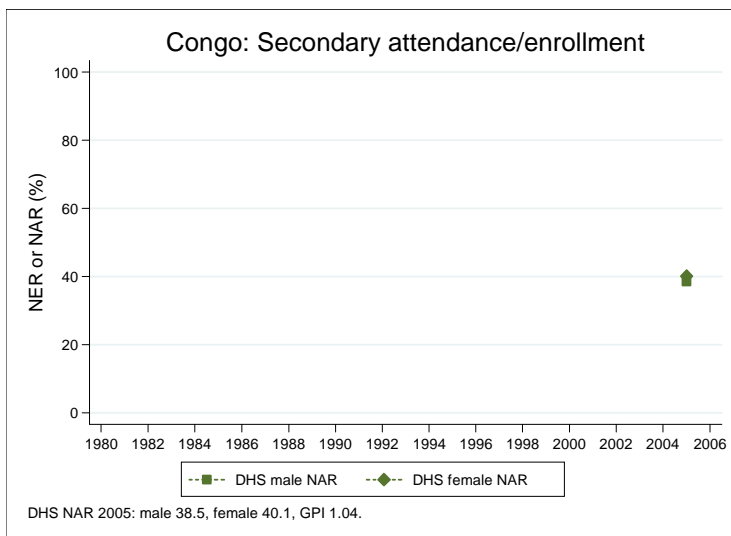
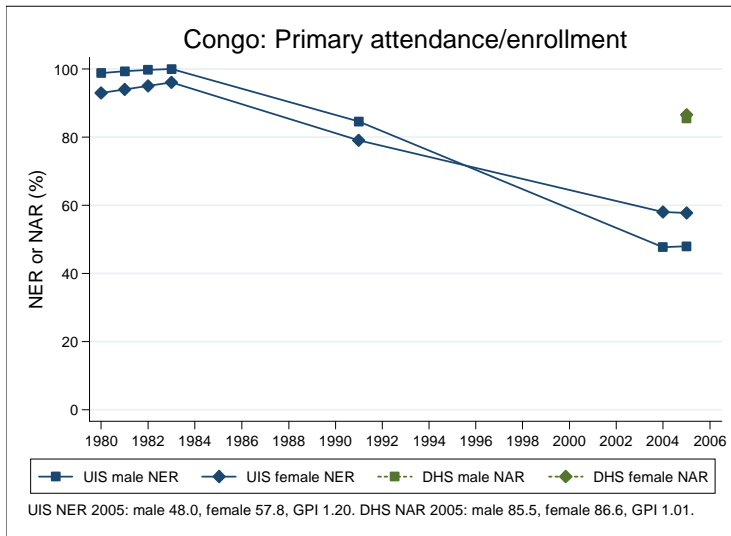
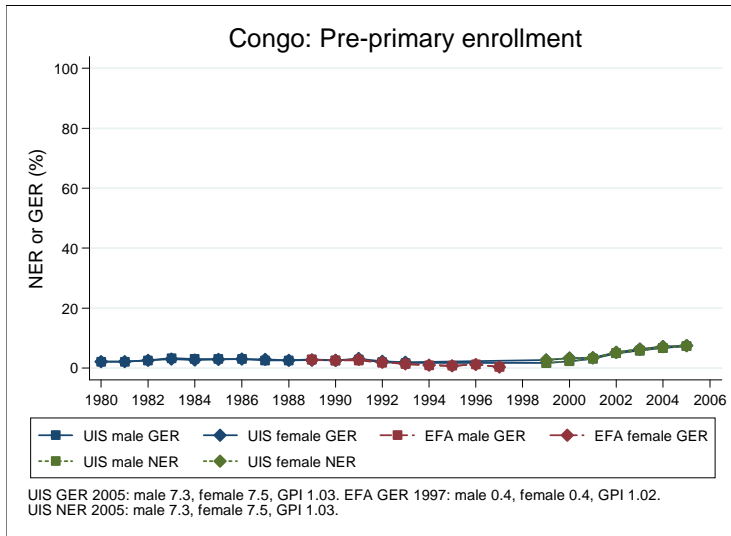
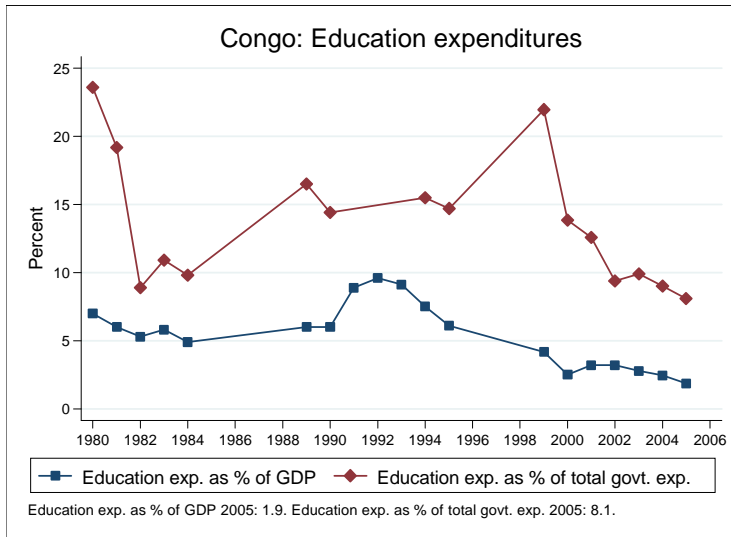
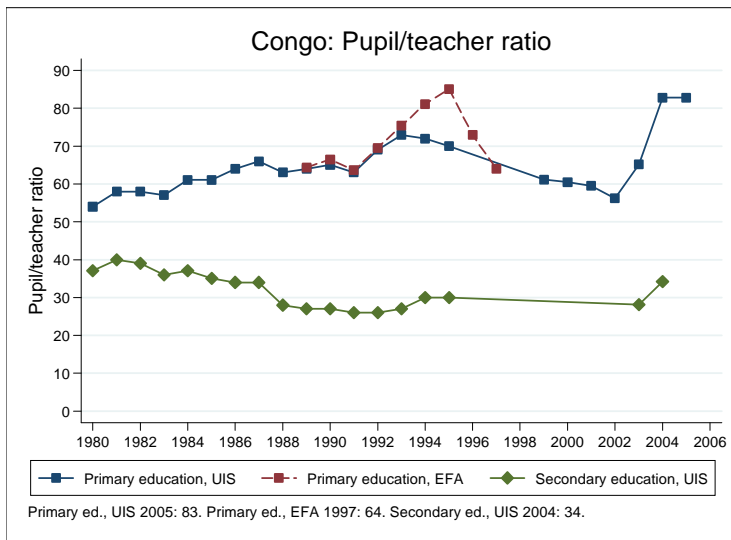
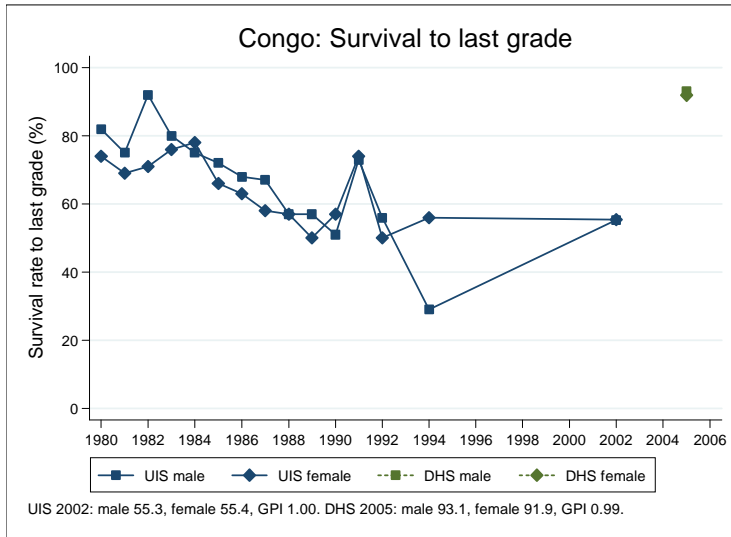


Education statistics: Congo

UNICEF, Division of Policy and Practice, Statistics and Monitoring Section, www.childinfo.org, May 2008





Administrative data: UNESCO Institute for Statistics

Congo

Population (1,000)	Total	Male	Female
Preschool age, 2006	323	162	161
Primary school age, 2006	573	287	286
Secondary school age, 2006	572	286	286
Total population, all ages, 2007	3768	1868	1900
Official school age (years)	Entrance age	Graduation age	Duration
Preschool, 2005	3	5	3
Primary school, 2005	6	11	6
Secondary school, 2005	12	18	7
Compulsory education, 2005	6	11	6
Net enrolment ratio (%)	Total	Male	Female
Preschool NER, 2005	7.4	7.3	7.5
Primary school NER, 2005	52.9	48.0	57.8
Secondary school NER			
Gross enrolment ratio (%)	Total	Male	Female
Preschool GER, 2005	7.4	7.3	7.5
Primary school GER, 2005	106.6	110.8	102.3
Secondary school GER, 2004	42.9	46.7	39.1
Entrance and transition (%)	Total	Male	Female
Primary net intake rate, 2000	43.9	45.9	41.8
Primary gross intake rate, 2005	77.8	77.7	77.9
Primary entrants with ECCE, 2005	11.8	10.6	13.1
Transition rate primary-secondary, 2004	58.1	58.1	58.1
Repetition and completion	Total	Male	Female
Primary repetition rate (%), 2005	23.9	24.7	23.1
Secondary repetition rate (%), 2005	24.2	23.5	25.0
Survival rate to grade 5 (%), 2002	66.3	65.4	67.2
Survival rate to last primary grade (%), 2002	55.4	55.3	55.4
Primary completion rate (%), 2005	67.1	69.7	64.5
School life expectancy (years), 2004	9.9	10.5	9.3
Teaching staff	Pupil/teacher ratio	% trained teachers	% female teachers
Preschool, 2005	21.8	53.4	86.4
Primary school, 2005	82.8	62.2	44.5
Secondary school, 2004	34.3		13.3
Public expenditure per student as % of GDP per capita			
Primary school, 2005	3.4		
Secondary school, 2002	18.2		
Total public expenditure on education			
As % of GDP, 2005	1.9		
As % of total government expenditure, 2005	8.1		

Data sources:

Population: United Nations Population Division, *World Population Prospects: The 2006 Revision*, March 2007.

Education: UNESCO Institute for Statistics, Data Centre, <http://stats.uis.unesco.org/unesco/ReportFolders/ReportFolders.aspx>, January 2008.

Survey data: Congo 2005 DHS

Congo

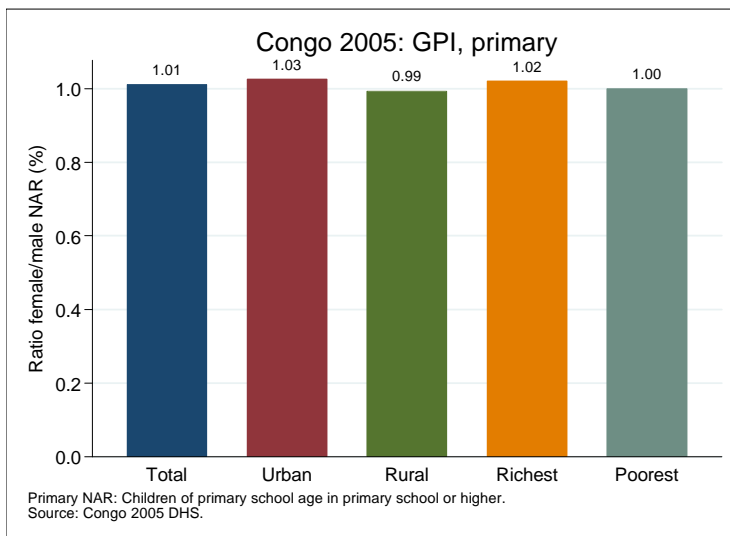
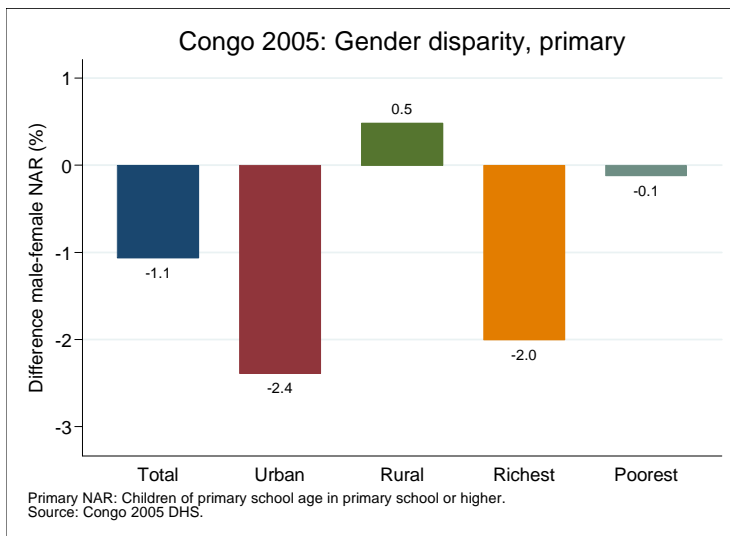
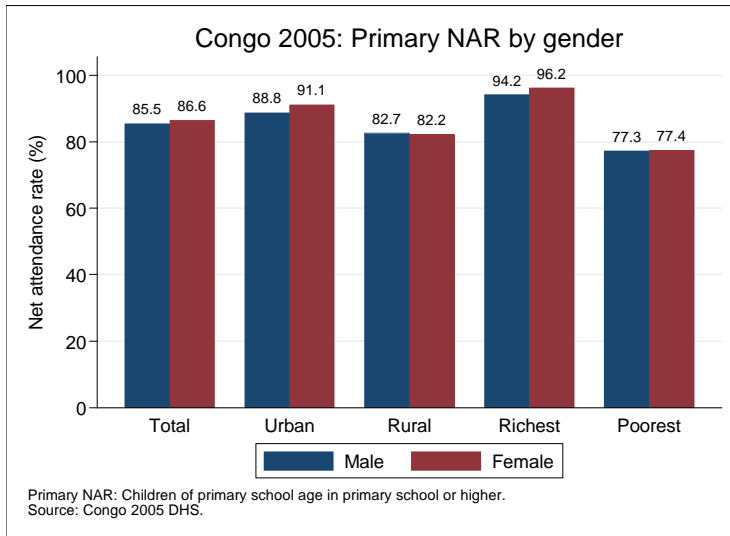
Net attendance rate (%)	Total	Male	Female	Urban	Rural	Richest	Poorest
Primary school NAR	86.1	85.5	86.6	90.0	82.5	95.2	77.4
Secondary school NAR	39.3	38.5	40.1	51.3	25.0	67.1	17.2
Gross attendance rate (%)	Total	Male	Female	Urban	Rural	Richest	Poorest
Primary school GAR	128.6	131.7	125.5	123.6	133.3	118.9	130.4
Secondary school GAR	57.4	57.3	57.5	74.5	36.9	98.6	26.1
Primary age in school (%)	Total	Male	Female	Urban	Rural	Richest	Poorest
Primary school	84.4	84.2	84.7	87.2	81.9	90.2	77.0
Secondary school	1.6	1.4	1.9	2.8	0.6	5.0	0.3
Preschool							
Non-formal education							
Secondary age in school (%)	Total	Male	Female	Urban	Rural	Richest	Poorest
Secondary school	39.3	38.5	40.1	51.2	25.0	66.8	17.2
Higher education	0.1	0.0	0.1	0.1	0.0	0.3	0.0
Primary school	39.7	43.3	36.1	28.8	52.8	21.3	58.3
Preschool							
Non-formal education							
Entrance and transition (%)	Total	Male	Female	Urban	Rural	Richest	Poorest
Primary net intake rate	27.3	26.4	28.2	26.6	27.9	30.5	25.0
Primary gross intake rate	53.9	56.6	51.1	45.1	61.9	47.0	66.0
Primary entrants with ECCE							
Transition rate prim.-sec.	90.1	88.0	92.2	89.6	90.8	87.7	85.2
Repetition and completion (%)	Total	Male	Female	Urban	Rural	Richest	Poorest
Primary repetition rate	11.3	12.5	10.1	7.7	14.7	5.5	17.0
Primary dropout rate	1.5	1.4	1.6	1.8	1.3	1.4	1.7
Secondary repetition rate	13.6	15.2	12.0	12.9	15.7	14.3	18.2
Secondary dropout rate	5.5	3.6	7.4	6.1	3.8	4.1	3.6
Survival rate to grade 5	95.0	96.1	93.8	94.7	95.5	98.4	93.7
Survival rate to last prim. grade	92.6	93.1	91.9	92.4	92.8	95.8	90.1

Primary school NAR: children of primary school age in primary school or higher.

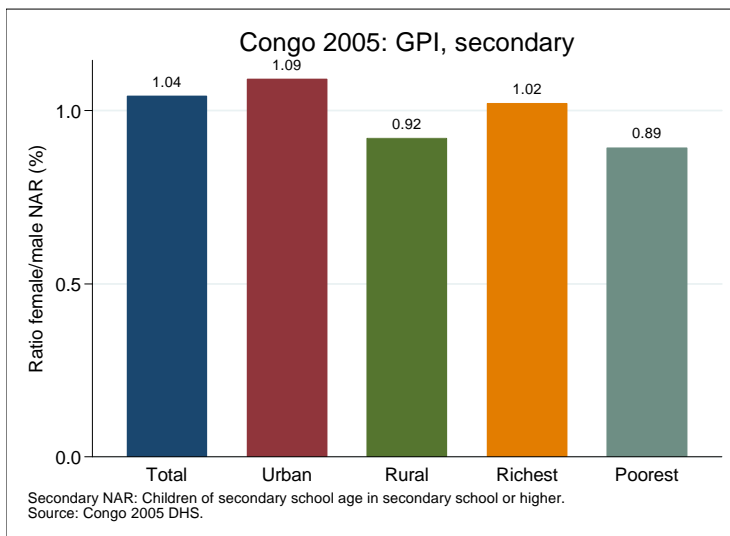
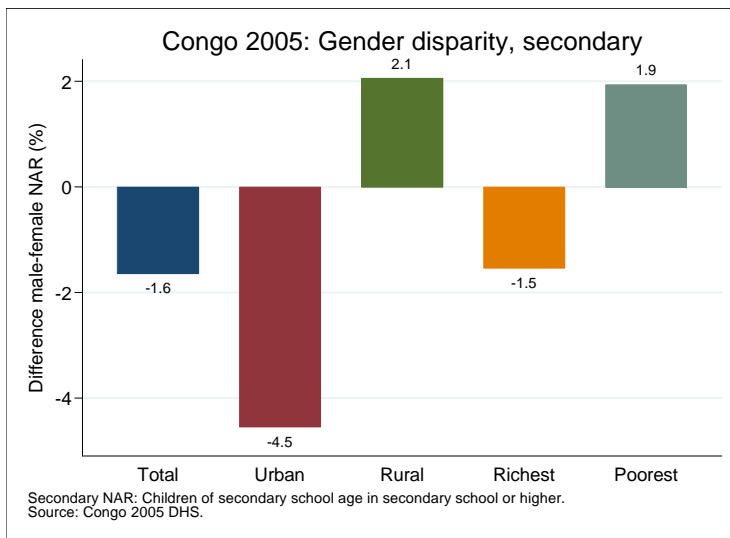
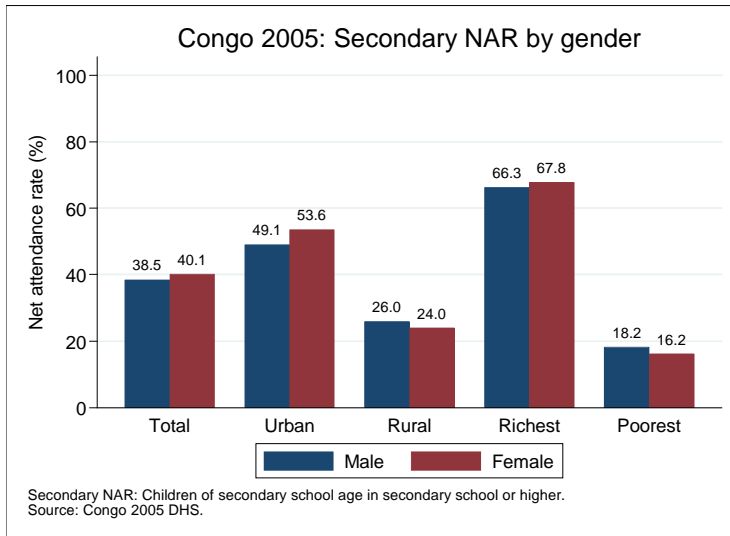
Secondary school NAR: children of secondary school age in secondary school or higher.

Data source: Congo 2005 DHS.

Gender disparity in primary school (survey data)



Gender disparity in secondary school (survey data)



Projections to 2015

