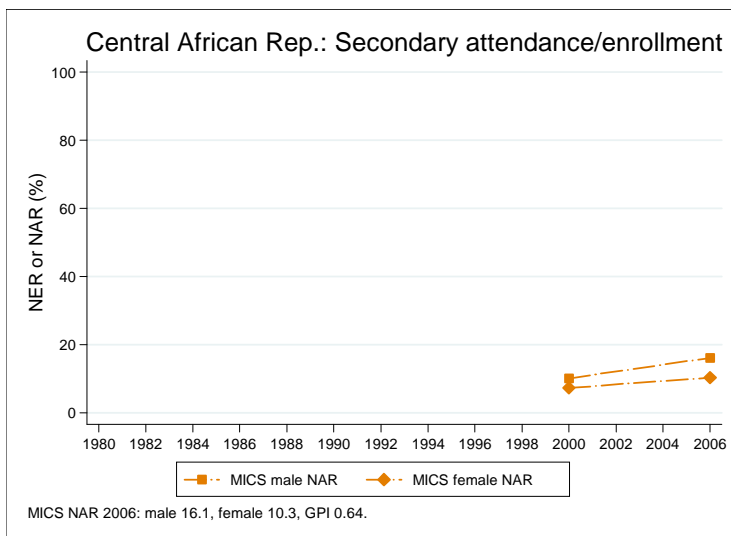
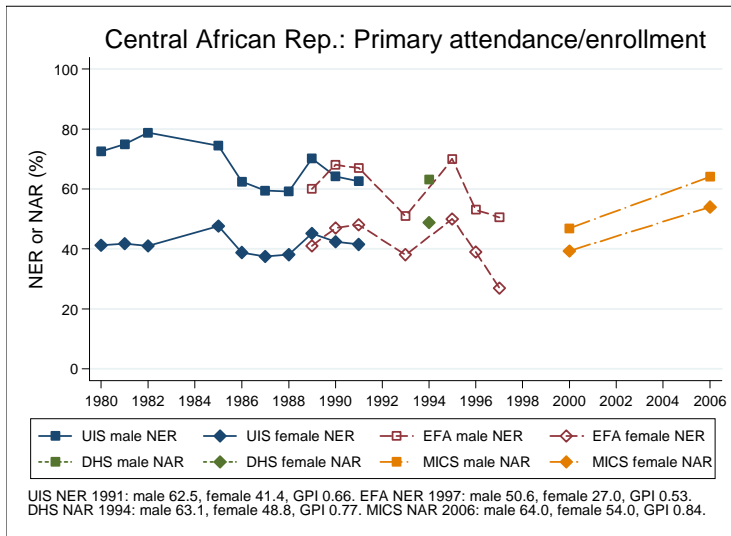
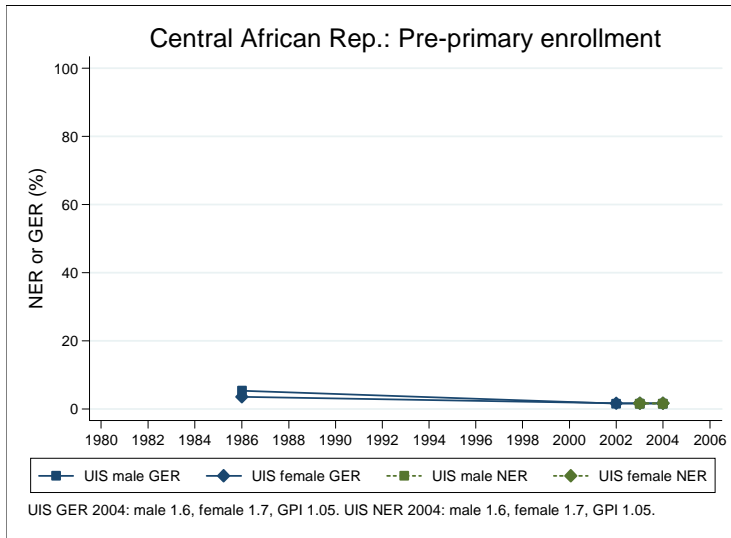
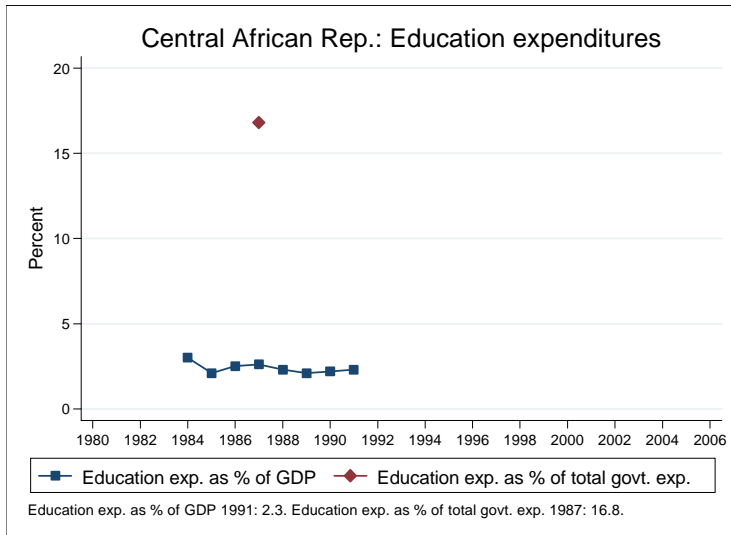
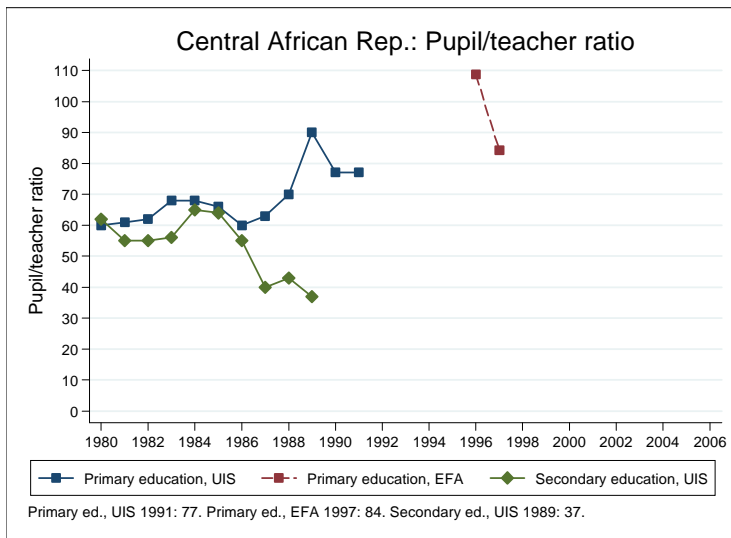
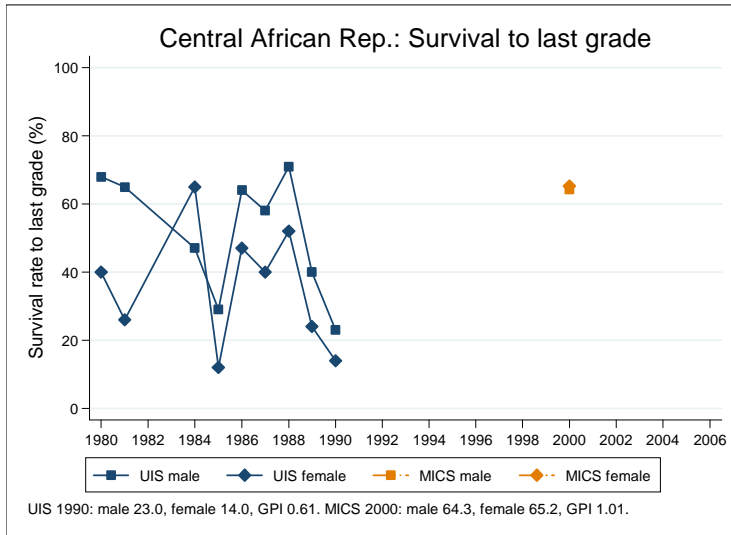


Education statistics: Central African Rep.

UNICEF, Division of Policy and Practice, Statistics and Monitoring Section, www.childinfo.org, May 2008





Administrative data: UNESCO Institute for Statistics

Central African Rep.

Population (1,000)	Total	Male	Female
Preschool age, 2006	380	189	191
Primary school age, 2006	691	343	348
Secondary school age, 2006	690	342	348
Total population, all ages, 2007	4343	2119	2224
Official school age (years)	Entrance age	Graduation age	Duration
Preschool, 2005	3	5	3
Primary school, 2005	6	11	6
Secondary school, 2005	12	18	7
Compulsory education, 2005	6	15	10
Net enrolment ratio (%)	Total	Male	Female
Preschool NER, 2004	1.6	1.6	1.7
Primary school NER, 1991	51.8	62.5	41.4
Secondary school NER			
Gross enrolment ratio (%)	Total	Male	Female
Preschool GER, 2004	1.6	1.6	1.7
Primary school GER, 2005	54.1	65.2	43.2
Secondary school GER, 2002	11.5	16.0	6.5
Entrance and transition (%)	Total	Male	Female
Primary net intake rate			
Primary gross intake rate, 2005	57.4	66.8	48.2
Primary entrants with ECCE			
Transition rate primary-secondary			
Repetition and completion	Total	Male	Female
Primary repetition rate (%), 2005	30.5	30.3	30.8
Secondary repetition rate (%)			
Survival rate to grade 5 (%), 1991	23.0	24.0	21.5
Survival rate to last primary grade (%)			
Primary completion rate (%), 2005	22.1	28.1	16.1
School life expectancy (years), 2002	4.8		
Teaching staff	Pupil/teacher ratio	% trained teachers	% female teachers
Preschool			
Primary school, 1991	77.0		24.9
Secondary school			
Public expenditure per student as % of GDP per capita			
Primary school, 2005	11.8		
Secondary school			
Total public expenditure on education			
As % of GDP, 1991	2.2		
As % of total government expenditure			

Data sources:

Population: United Nations Population Division, *World Population Prospects: The 2006 Revision*, March 2007.

Education: UNESCO Institute for Statistics, Data Centre, <http://stats.uis.unesco.org/unesco/ReportFolders/ReportFolders.aspx>, January 2008.

Survey data: Central African Rep. 2000 MICS

Central African Rep.

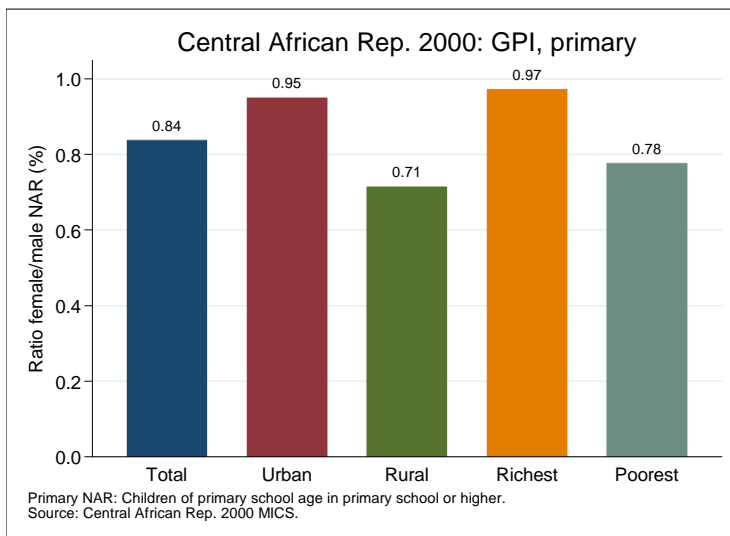
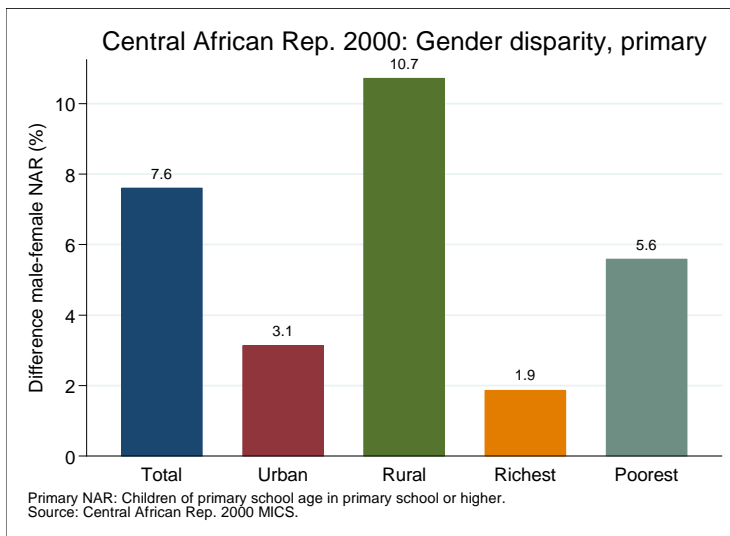
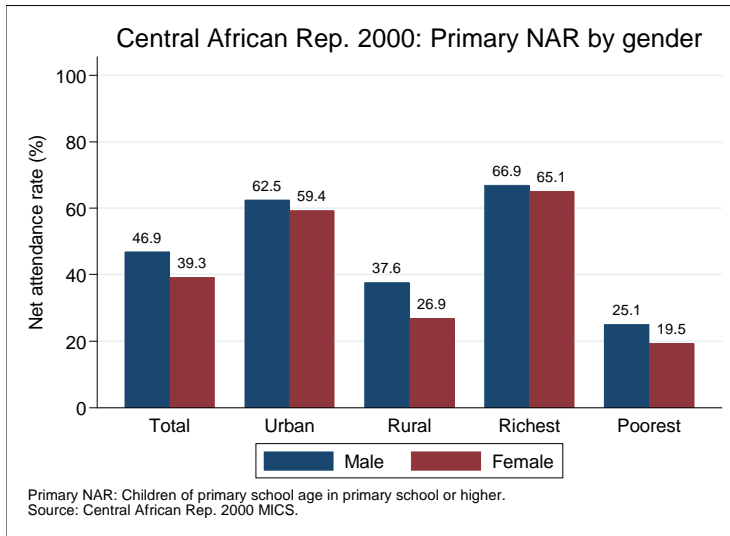
Net attendance rate (%)	Total	Male	Female	Urban	Rural	Richest	Poorest
Primary school NAR	43.2	46.9	39.3	61.0	32.5	66.0	22.3
Secondary school NAR	8.7	10.1	7.3	16.4	2.5	21.6	1.0
Gross attendance rate (%)	Total	Male	Female	Urban	Rural	Richest	Poorest
Primary school GAR	72.6	80.6	64.1	101.2	55.3	110.8	40.4
Secondary school GAR	8.9	10.4	7.5	16.9	2.6	22.2	1.0
Primary age in school (%)	Total	Male	Female	Urban	Rural	Richest	Poorest
Primary school	43.0	46.6	39.1	60.6	32.4	65.3	22.2
Secondary school	0.2	0.2	0.2	0.4	0.1	0.6	0.1
Preschool	0.1	0.1	0.0	0.1	0.1	0.1	0.0
Non-formal education	0.2	0.2	0.2	0.2	0.2	0.1	0.2
Secondary age in school (%)	Total	Male	Female	Urban	Rural	Richest	Poorest
Secondary school	8.6	10.0	7.2	16.4	2.5	21.6	1.0
Higher education	0.0	0.0	0.1	0.0	0.1	0.0	0.0
Primary school	38.8	46.5	31.3	45.4	33.6	46.2	26.3
Preschool	0.0	0.0	0.0	0.0	0.0	0.0	0.0
Non-formal education	0.1	0.3	0.0	0.1	0.2	0.1	0.3
Entrance and transition (%)	Total	Male	Female	Urban	Rural	Richest	Poorest
Primary net intake rate	8.0	8.1	7.8	12.7	5.3	14.5	5.4
Primary gross intake rate	34.8	34.5	35.2	37.5	33.2	43.1	22.3
Primary entrants with ECCE	18.7	17.8	19.7	29.9	11.5	27.0	14.0
Transition rate prim.-sec.	37.1	36.0	38.9	44.8	15.8	49.1	8.1
Repetition and completion (%)	Total	Male	Female	Urban	Rural	Richest	Poorest
Primary repetition rate	32.3	31.5	33.3	30.5	34.4	27.9	33.6
Primary dropout rate	5.9	6.1	5.5	4.8	7.2	4.6	9.2
Secondary repetition rate	39.2	39.5	38.7	38.1	44.5	35.8	51.4
Secondary dropout rate	4.8	3.8	6.1	4.7	5.5	4.4	3.2
Survival rate to grade 5	70.1	68.4	72.4	77.1	63.0	78.7	57.2
Survival rate to last prim. grade	64.6	64.3	65.2	71.1	58.0	73.4	50.0

Primary school NAR: children of primary school age in primary school or higher.

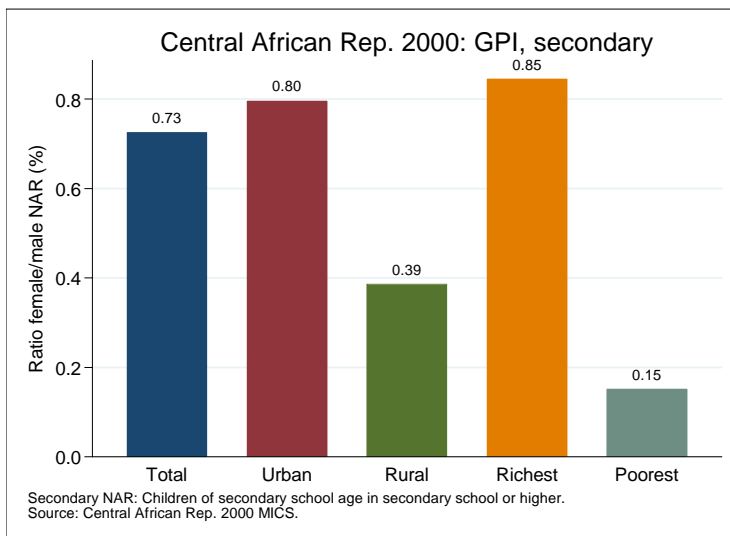
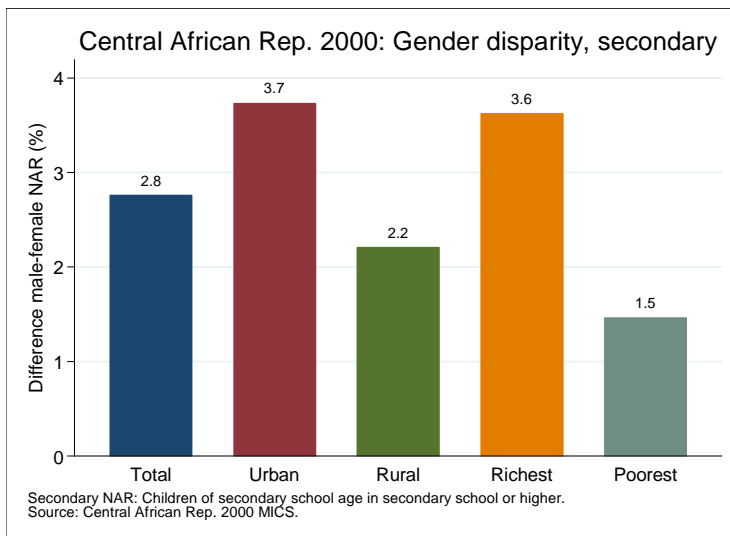
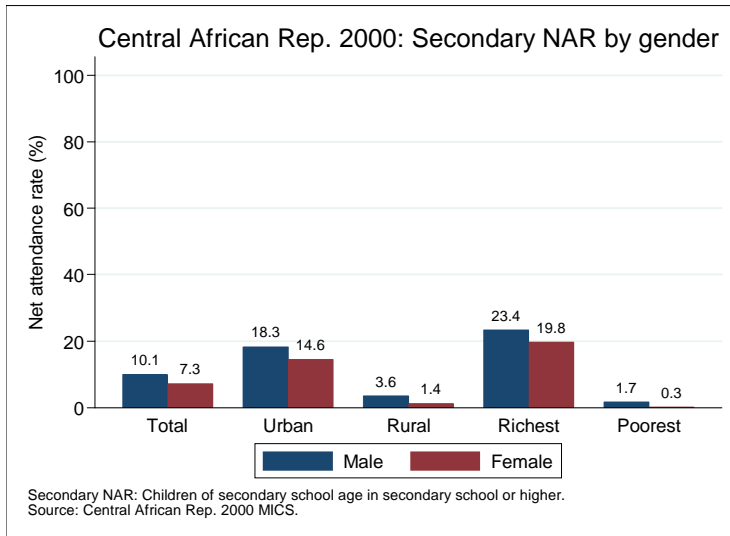
Secondary school NAR: children of secondary school age in secondary school or higher.

Data source: Central African Rep. 2000 MICS.

Gender disparity in primary school (survey data)



Gender disparity in secondary school (survey data)



Projections to 2015

