

WHO / UNICEF

Joint Monitoring Programme
for Water Supply and Sanitation

Estimates for the use of

**Improved Drinking-Water Sources
and Improved Sanitation Facilities**

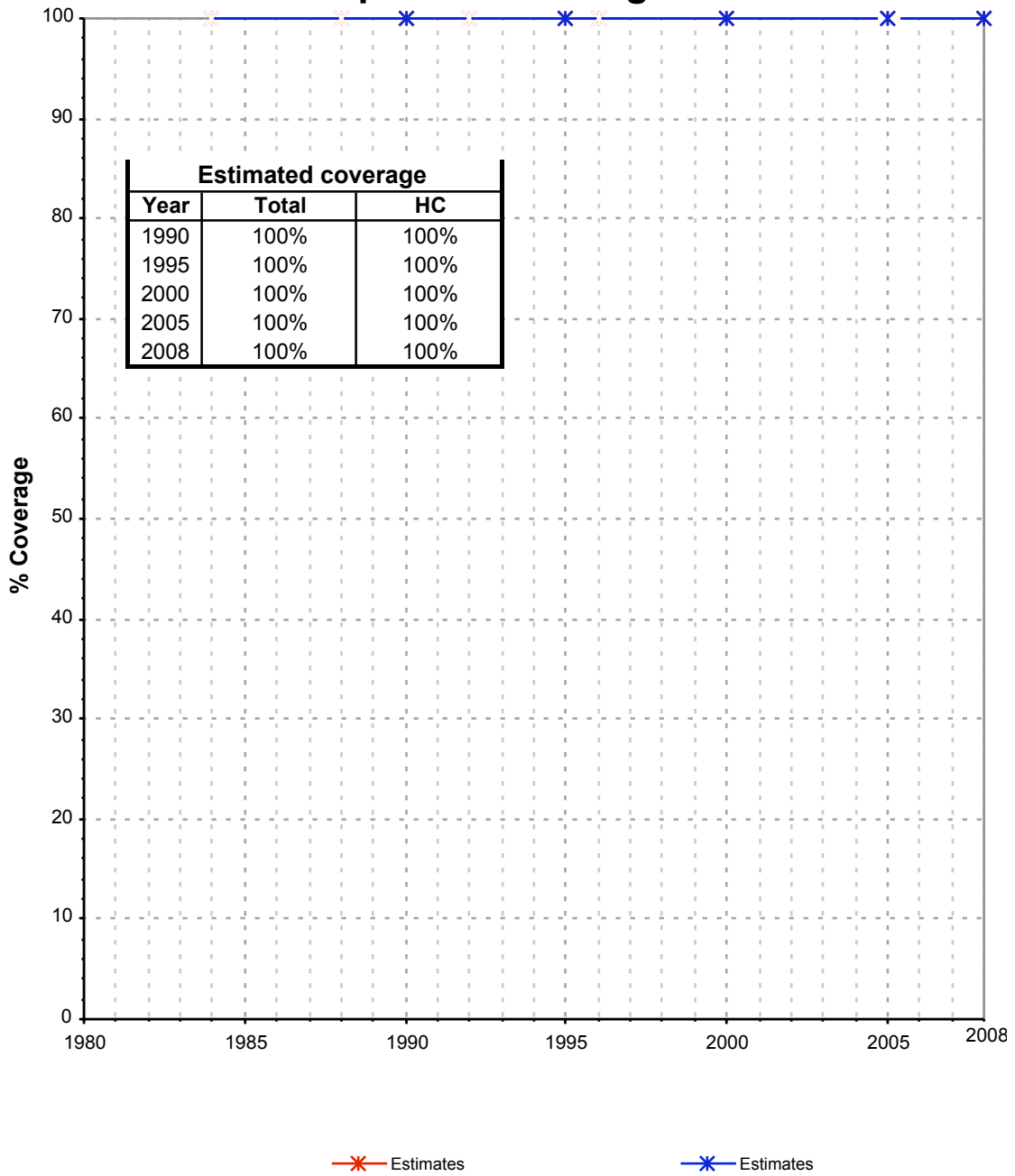
Updated March 2010

childinfo.org

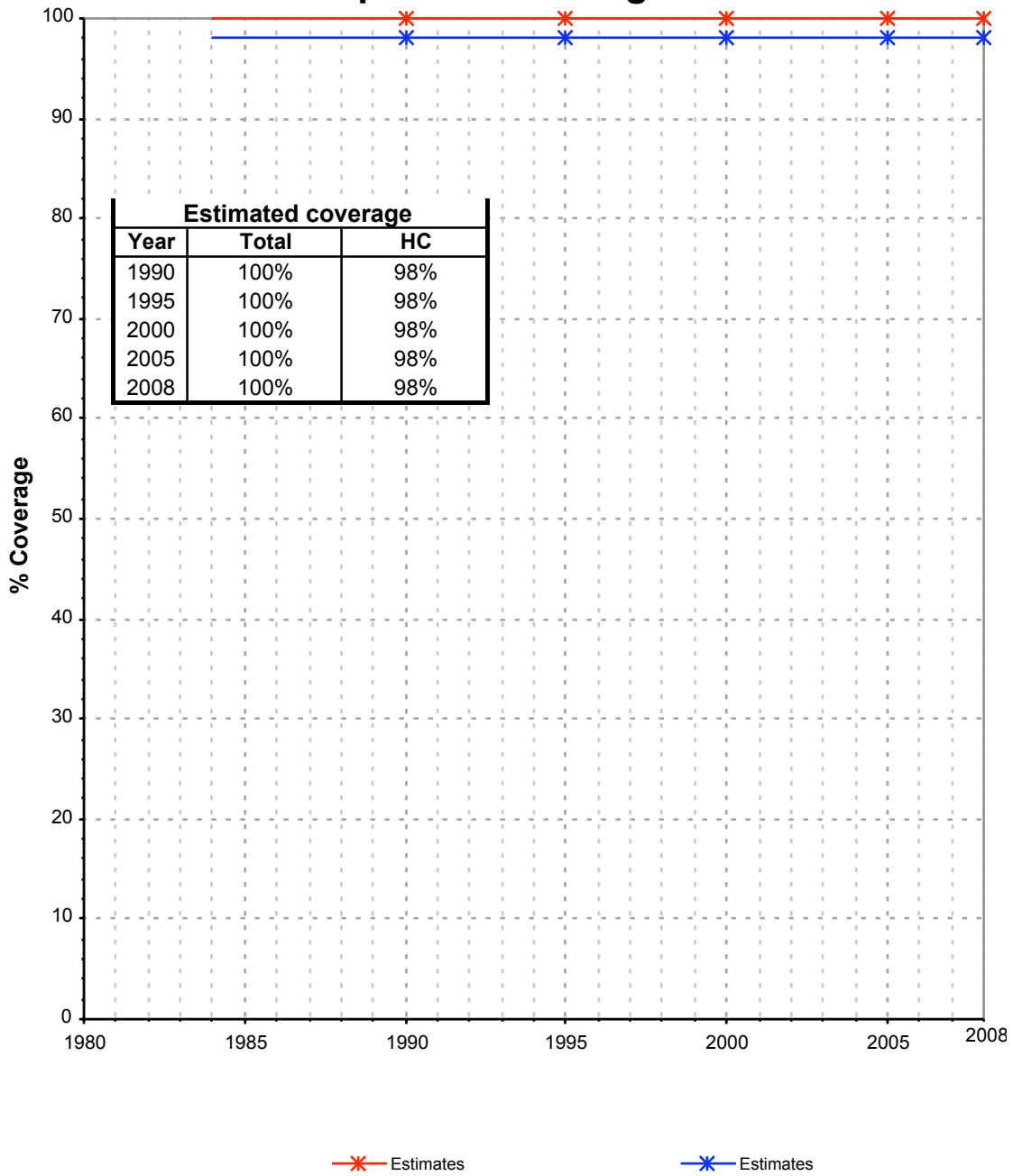
| Access to drinking water sources | | EURO99 | | Israel | | |
|--|--|--------|-------|--------|--|--|
| EUROSTAT | | | | 1999 | | |
| Original denomination | Classification | Urban | Rural | Total | | |
| | Tap water | | | | | |
| | House connections | | | | | |
| | Piped water into dwelling | | | | | |
| | Piped water to yard/plot | | | | | |
| | Public tap, standpipe | | | | | |
| | Other | | | | | |
| | Ground water | | | | | |
| | Protected ground water | | | | | |
| | Unprotected ground water | | | | | |
| | Protected wells or springs | | | | | |
| | Private | | | | | |
| | Public | | | | | |
| | Other | | | | | |
| | Unprotected wells or springs | | | | | |
| | Private | | | | | |
| | Public | | | | | |
| | Other | | | | | |
| | All wells | | | | | |
| | Private | | | | | |
| | Public | | | | | |
| | Other | | | | | |
| | Tubewell, borehole | | | | | |
| | Private | | | | | |
| | Public | | | | | |
| | Other | | | | | |
| | Traditional wells | | | | | |
| | Private | | | | | |
| | Public | | | | | |
| | Other | | | | | |
| | Protected well | | | | | |
| | Private | | | | | |
| | Public | | | | | |
| | Other | | | | | |
| | Unprotected well | | | | | |
| | Private | | | | | |
| | Public | | | | | |
| | Other | | | | | |
| | All springs | | | | | |
| | Private | | | | | |
| | Public | | | | | |
| | Other | | | | | |
| | Protected spring | | | | | |
| | Private | | | | | |
| | Public | | | | | |
| | Other | | | | | |
| | Unprotected spring | | | | | |
| | Private | | | | | |
| | Public | | | | | |
| | Other | | | | | |
| | Rainwater | | | | | |
| | Covered cistern/tank | | | | | |
| | Uncovered cistern/tank | | | | | |
| | Bottled water | | | | | |
| | with other improved | | | | | |
| | without other improved | | | | | |
| | Surface water | | | | | |
| | River | | | | | |
| | Lake | | | | | |
| | Dam | | | | | |
| | Pond | | | | | |
| | Stream | | | | | |
| | Irrigation channel | | | | | |
| | Other | | | | | |
| | Other improved sources | | | | | |
| | Other | | | | | |
| | Other | | | | | |
| | Other non-improved | | | | | |
| | Cart with small tank/drum | | | | | |
| | Tanker truck provided | | | | | |
| | Other | | | | | |
| | Other | | | | | |
| | DK/missing | | | | | |
| | Total | | | | | |
| Calculations | | | | | | |
| | | | | | | |
| | | | | | | |
| Estimations | | | | | | |
| | | | | | | |
| | | | | | | |
| Access to improved drinking water sources : | | | | | | |
| Access to house connections : | | | | | | |
| Used for the estimates | | No | No | | | |
| Used for the estimates | | No | No | | | |
| Ratios | HC / Tap water | | | | | |
| | Public tap / Tap water | | | | | |
| | Tubewell + protected well / All wells | | | | | |
| | Protected wells / Traditional wells | | | | | |
| | Tubewell / All wells | | | | | |
| | Protected springs / All springs | | | | | |
| | Protect. well & spring / well & spring | | | | | |
| Number of people covered by the survey: | | | | | | |
| Number of households covered by the survey: | | | | | | |
| Total population: | | | | | | |
| Comments | | | | | | |

| Israel | | | DRINKING WATER | | | | | | | | |
|--------------------------------------|--------|------|------------------|----------|-------|----------|------------------|----------|-------|----------|-------|
| | | | URBAN | | | | RURAL | | | | |
| | | | House connection | | Total | | House connection | | Total | | |
| Source | Code | Year | Used | Not used | Used | Not used | Used | Not used | Used | Not used | |
| Health for all database | ROE90 | 1990 | 100.0 | | 100.0 | | | 98.0 | | 100.0 | |
| Revision of world health statistics, | WHO02 | 2002 | | | | 100.0 | | | | | 100.0 |
| EUROSTAT | EURO99 | 1999 | | | | | | | | | |

Israel - urban - Use of improved drinking water sources



Israel - rural - Use of improved drinking water sources



Drinking Water

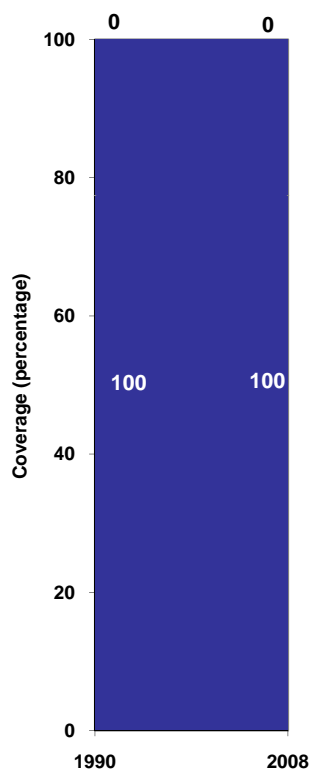
| Israel | Drinking water coverage estimates | | | | | |
|-----------------------|-----------------------------------|------|-----------|------|-----------|------|
| | Urban (%) | | Rural (%) | | Total (%) | |
| | 1990 | 2008 | 1990 | 2008 | 1990 | 2008 |
| Piped into premises | 100 | 100 | 98 | 98 | 100 | 100 |
| Other improved source | 0 | 0 | 2 | 2 | 0 | 0 |
| Unimproved source | 0 | 0 | 0 | 0 | 0 | 0 |

Source: WHO/UNICEF JMP, 2010

| Israel | Urban | | Rural | | Total | |
|--------------------|-------|------|-------|------|-------|------|
| | 1990 | 2008 | 1990 | 2008 | 1990 | 2008 |
| Population (x1000) | 4079 | 6464 | 435 | 588 | 4514 | 7051 |

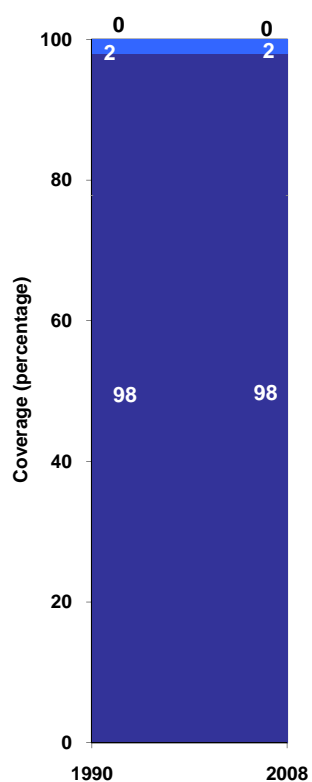
Source: UN / Population Division, 2008

Urban drinking water trends



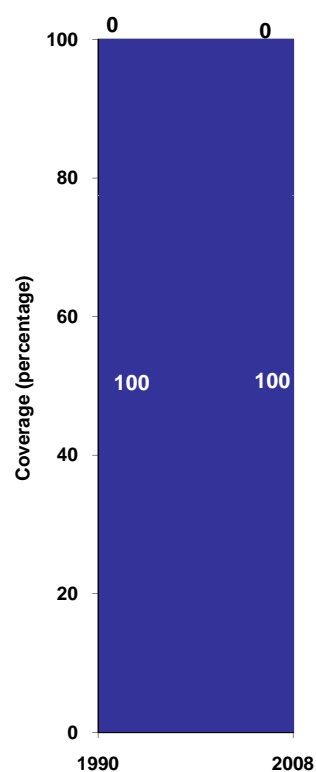
■ Unimproved sources
■ Other improved sources
■ Piped onto premises

Rural drinking water trends



■ Piped onto premises
■ Other improved sources
■ Unimproved sources

Total drinking water trends



■ Unimproved sources
■ Other improved sources
■ Piped onto premises