

**WHO / UNICEF**

**Joint Monitoring Programme**  
for Water Supply and Sanitation

Estimates for the use of

**Improved Drinking-Water Sources  
and Improved Sanitation Facilities**

Updated March 2010

[childinfo.org](http://childinfo.org)

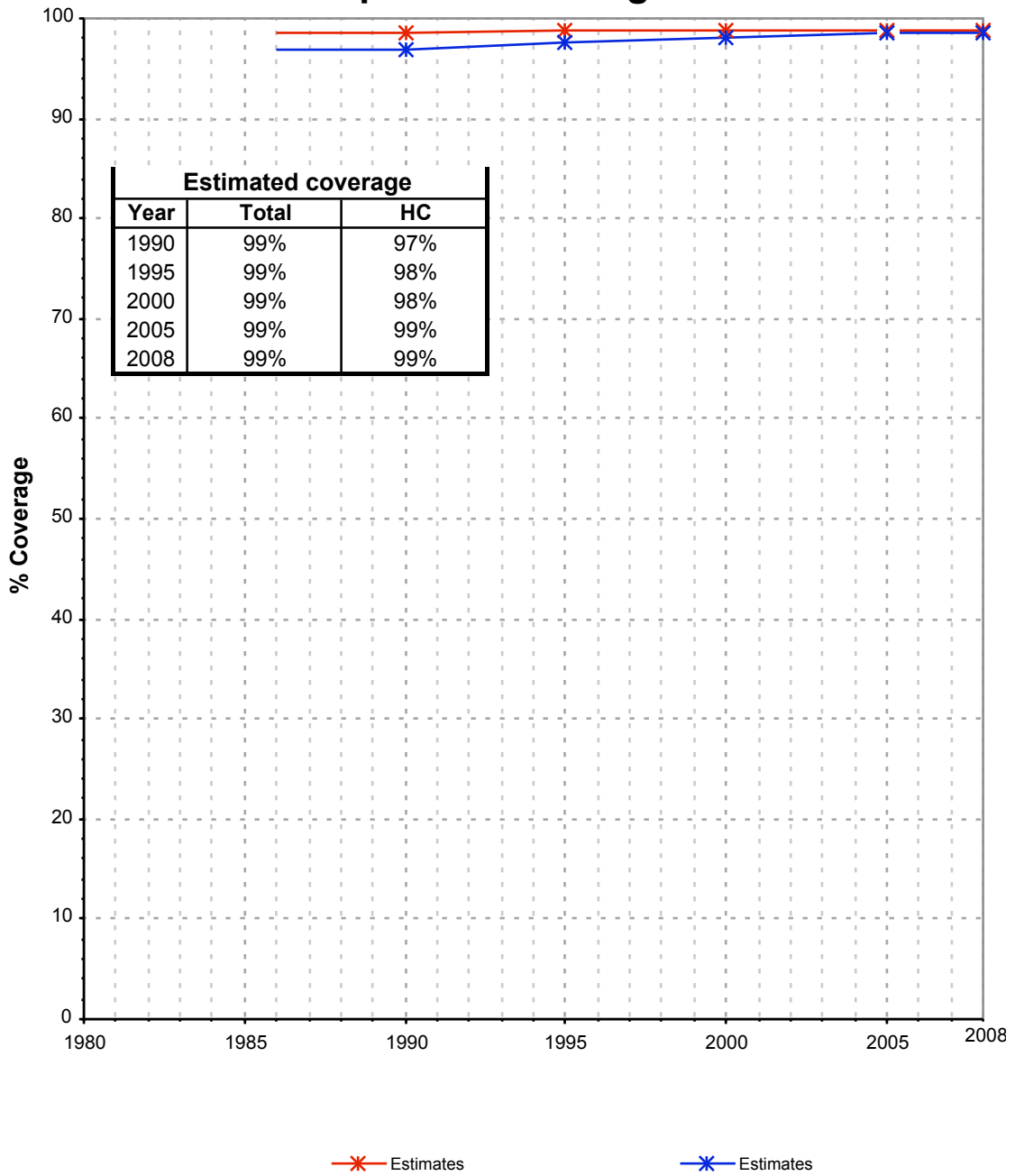
Access to drinking water sources		EGS91			Chile			Access to drinking water sources		CEN92			Chile		
Evaluación global de los servicios de agua potable y saneamiento					National Census										
OMS/OPS-UNICEF, diciembre de 1999					1991			10% micro dataset from IPUMS					1992		
Original denomination	Classification			Urban	Rural	Total	Original denomination	Classification			Urban	Rural	Total		
	<b>Tap water</b>							<b>Tap water</b>			97.7	26.3			
	House connections						Public system, piped inside				99.9	25.2			
	Piped water into dwelling						Public system, piped outside				85.1	12.5			
	Piped water to yard/plot						Public system, not piped				11.7	12.7			
	Public tap, standpipe										0.9	1.1			
	Other														
	<b>Ground water</b>							<b>Ground water</b>			1.1	46.9			
	Protected ground water										0.3	9.3			
	Unprotected ground water														
	Protected wells or springs						Well, spring piped				0.3	9.3			
	Private														
	Public														
	Other														
	Unprotected wells or springs										0.0	0.0	0.0		
	Private														
	Public														
	Other														
	<b>All wells</b>							<b>All wells</b>			0.8	37.6			
	Private														
	Public														
	Other														
	Tubewell, borehole														
	Private														
	Public														
	Other														
	<b>Traditional wells</b>						Well	<b>Traditional wells</b>			0.8	37.6			
	Private														
	Public														
	Other														
	Protected well														
	Private														
	Public														
	Other														
	Unprotected well														
	Private														
	Public														
	Other														
	<b>All springs</b>							<b>All springs</b>							
	Private														
	Public														
	Other														
	Protected spring														
	Private														
	Public														
	Other														
	Unprotected spring														
	Private														
	Public														
	Other														
	<b>Rainwater</b>							<b>Rainwater</b>							
	Covered cistern/tank														
	Uncovered cistern/tank														
	<b>Bottled water</b>							<b>Bottled water</b>							
	with other improved														
	without other improved														
	<b>Surface water</b>						River, spring, stream	<b>Surface water</b>			0.5	25.0			
	River														
	Lake														
	Dam														
	Pond														
	Stream														
	Irrigation channel														
	Other														
	<b>Other improved sources</b>							<b>Other improved sources</b>							
	Other														
	Other														
	<b>Other non-improved</b>							<b>Other non-improved</b>							
	Cart with small tank/drum														
	Tanker truck provided														
	Other														
	Other														
	<b>DK/missing</b>						Other/missing	<b>DK/missing</b>			0.7	1.8			
	<b>Total</b>							<b>Total</b>			100.0	100.0			
<b>Calculations</b>							<b>Calculations</b>								
<b>Estimations</b>							<b>Estimations</b>								
								50% of traditional wells considered improved			0.4	18.8			
<b>Access to improved drinking water sources :</b>							<b>Access to improved drinking water sources :</b>				98%	54%			
<b>Access to house connections :</b>							<b>Access to house connections :</b>				97%	25%			
	Used for the estimates :			No	No		Used for the estimates :			Yes	Yes				
	Used for the estimates :			No	No		Used for the estimates :			Yes	Yes				
<b>Ratios</b>							<b>Ratios</b>								
	HC / Tap water						HC / Tap water				99%	96%			
	Public tap / Tap water						Public tap / Tap water				1%	4%			
	Tubewell + protected well / All wells						Tubewell + protected well / All wells								
	Protected wells / Traditional wells						Protected wells / Traditional wells								
	Tubewell / All wells						Tubewell / All wells								
	Protected springs / All springs						Protected springs / All springs								
	Protect. well & spring / well & spring						Protect. well & spring / well & spring				100%	100%			
Number of people covered by the survey:							Number of people covered by the census:								
Number of households covered by the survey:							Number of households covered by the census:								
Total population:							Total population:								
<b>Comments</b>							<b>Comments</b>								



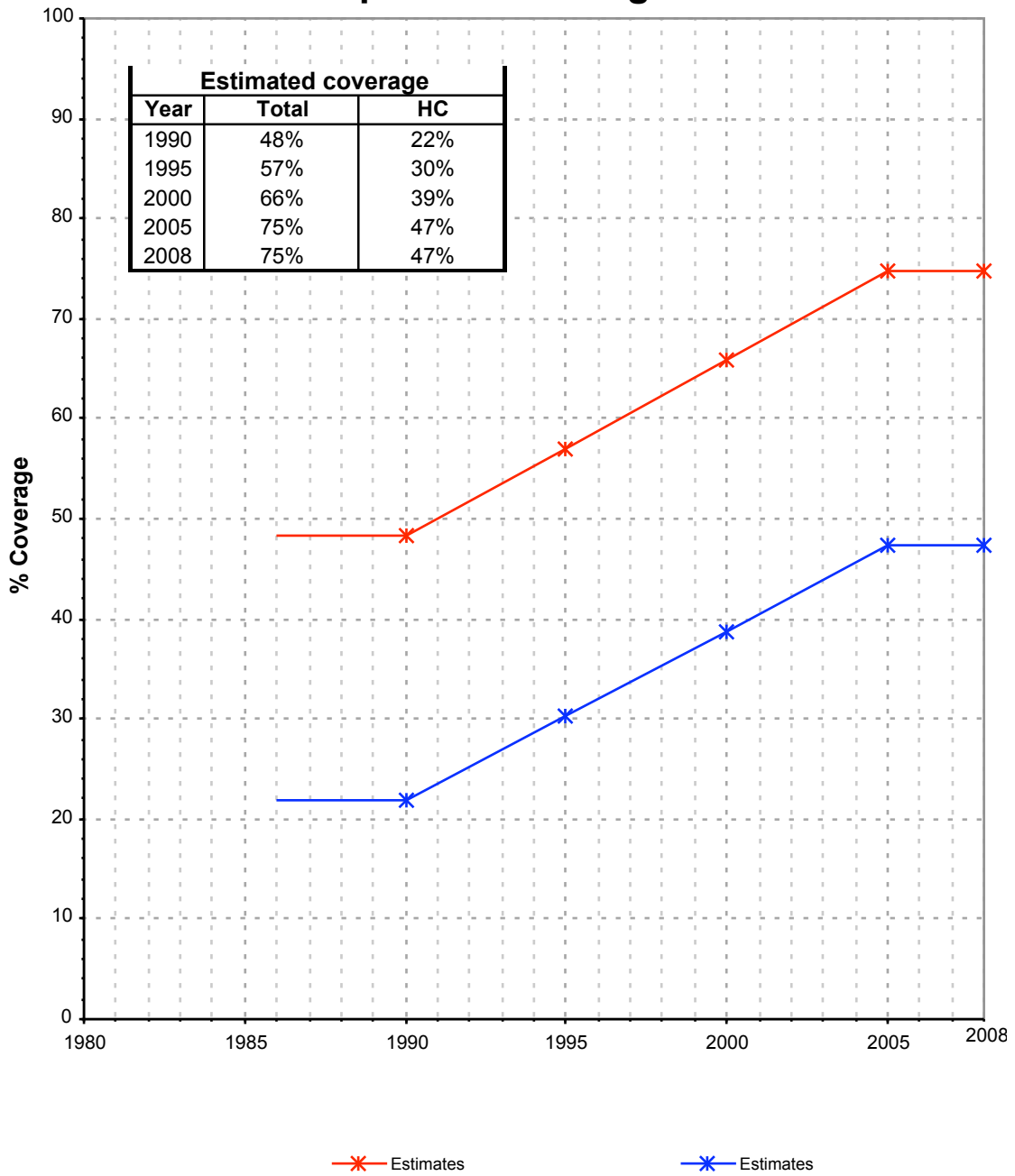


Chile			DRINKING WATER							
			URBAN				RURAL			
			House connection		Total		House connection		Total	
Source	Code	Year	Used	Not used	Used	Not used	Used	Not used	Used	Not used
Evaluacion global de los servicios de agua potable y saneamiento	EGS91	1991								
National Census	CEN92	1992	96.9		98.5		25.2		54.4	
Desigualdades en el acceso, uso y gasto con el agua potable en America Latina y el Caribe	CASEN98	1998	98.8		99.4		35.4		56.0	
Global Water Supply and Sanitation Assessment 2000.	JMP99	1998		95.2		99.1		45.3		65.7
National Census	CEN02	2002	97.0		97.8		42.7		71.9	
Caracterizacion Socioeconomica Nacional	CSN03	2003	99.1		99.4		43.4		72.3	

# Chile - urban - Use of improved drinking water sources



# Chile - rural - Use of improved drinking water sources



# Drinking Water

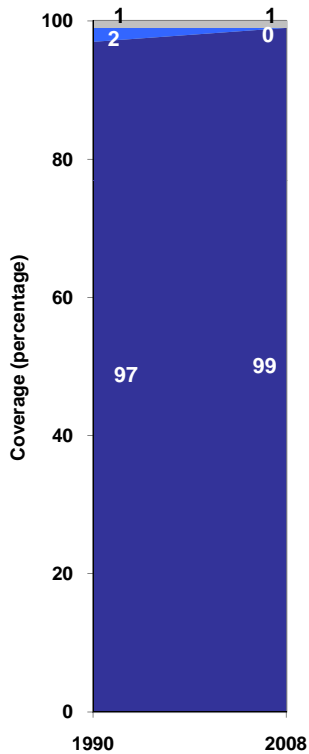
Chile	Drinking water coverage estimates					
	Urban (%)		Rural (%)		Total (%)	
	1990	2008	1990	2008	1990	2008
Piped into premises	97	99	22	47	84	93
Other improved source	2	0	26	28	6	3
Unimproved source	1	1	52	25	10	4

Source: WHO/UNICEF JMP, 2010

Chile	Urban		Rural		Total	
	1990	2008	1990	2008	1990	2008
Population (x1000)	10,984	14,870	2,207	1,934	13,191	16,804

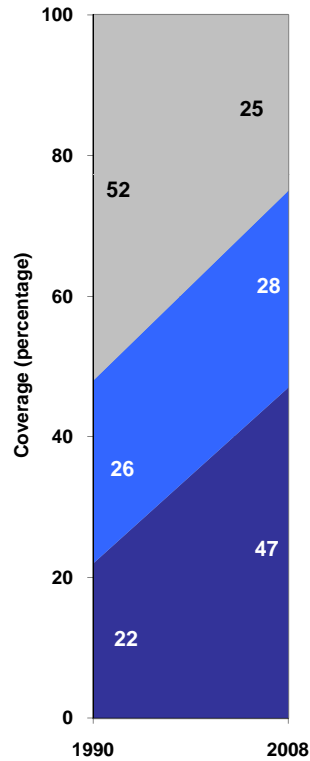
Source: UN / Population Division, 2008

Urban drinking water trends



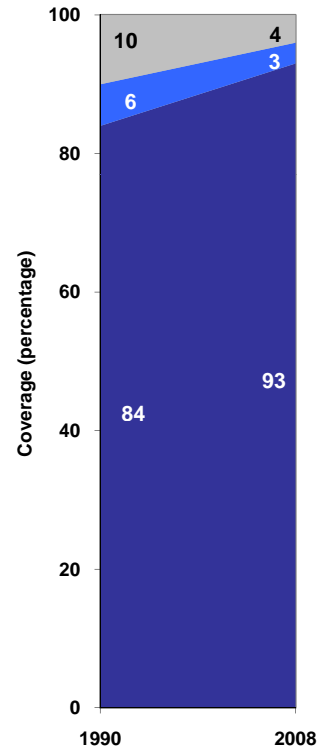
■ Unimproved sources  
■ Other improved sources  
■ Piped into premises

Rural drinking water trends



■ Piped into premises  
■ Other improved sources  
■ Unimproved sources

Total drinking water trends



■ Unimproved sources  
■ Other improved sources  
■ Piped into premises