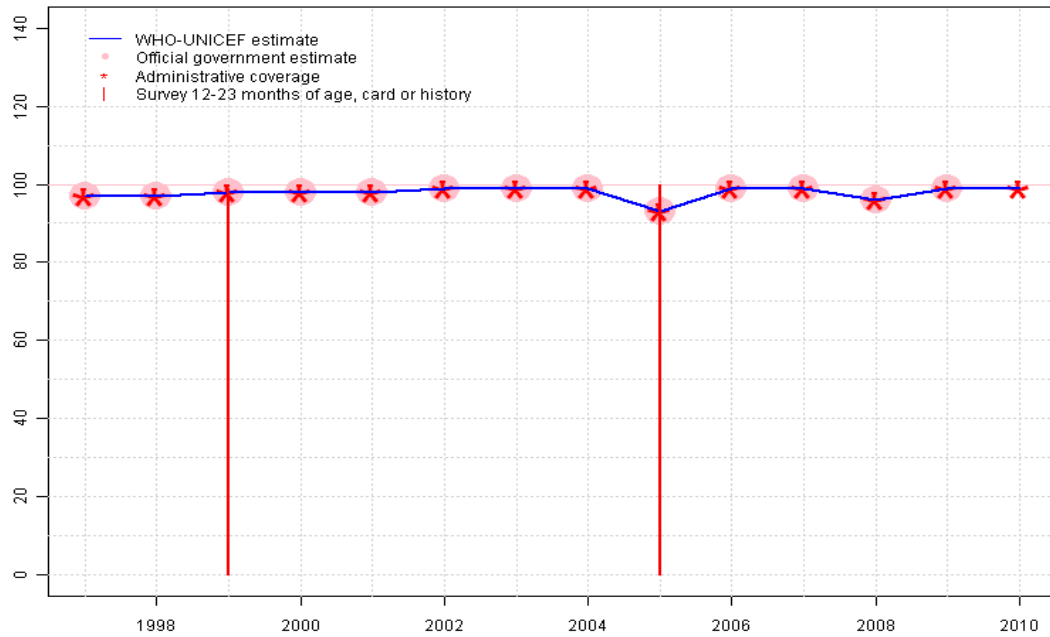


Uzbekistan - BCG

UZB - BCG



Description:

1997: Legacy estimate.

1998: Estimate based on reported data.

1999: Estimate based on reported data. 99 percent survey results supports reported data of 98 percent.

2000: Estimate based on reported data.

2001: Estimate based on reported data.

2002: Estimate based on reported data.

2003: Estimate based on reported data.

2004: Estimate based on reported data.

2005: Estimate based on reported data. 100 percent survey results supports reported data of 93 percent.

2006: Estimate based on reported data.

2007: Estimate based on reported data.

2008: Estimate based on reported data.

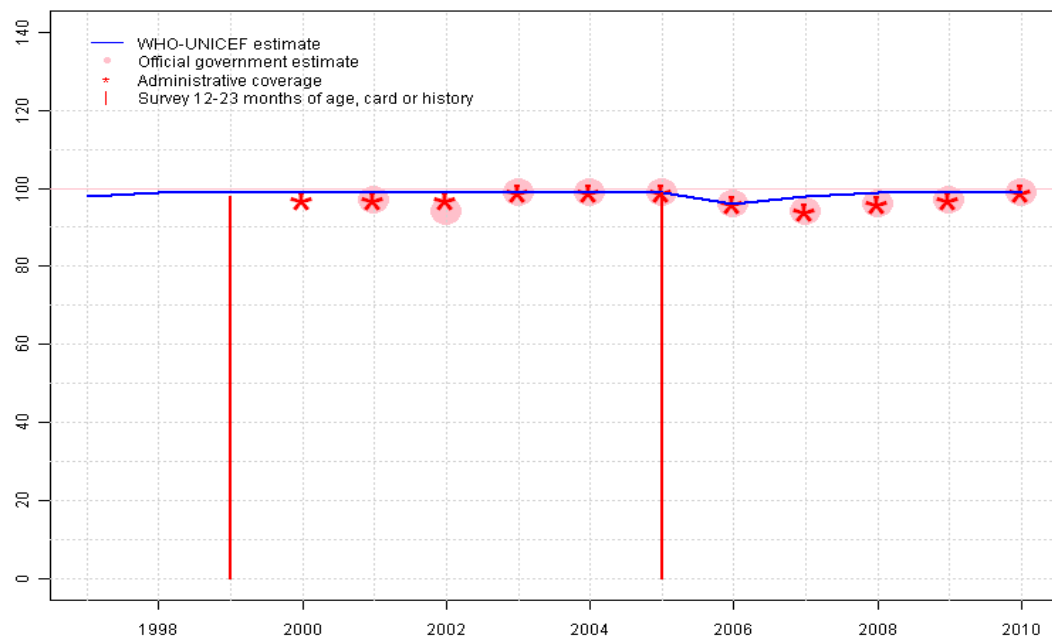
2009: Estimate based on reported data.

2010: Estimate based on reported data.

	1997	1998	1999	2000	2001	2002	2003	2004	2005	2006	2007	2008	2009	2010
Estimate	97	97	98	98	98	99	99	99	93	99	99	96	99	99
Official	97	97	98	98	98	99	99	99	93	99	99	96	99	NA
Administrative	97	97	98	98	98	99	99	99	93	99	99	96	99	99
Survey	NA	NA	99	NA	NA	NA	NA	NA	100	NA	NA	NA	NA	NA

Uzbekistan - DTP1

UZB - DTP1



Description:

1997: Legacy estimate.

1998: No DTP1 data. Estimate based on DTP3 coverage of 99. Current estimate of 99 percent changed from previous revision value of 98 percent.

1999: DTP1 coverage estimated based on DTP3 coverage of 99. Current estimate of 99 percent changed from previous revision value of 98 percent.

2000: DTP1 coverage estimated based on DTP3 coverage of 99. Current estimate of 99 percent changed from previous revision value of 98 percent.

2001: DTP1 coverage estimated based on DTP3 coverage of 99. Current estimate of 99 percent changed from previous revision value of 98 percent.

2002: DTP1 coverage estimated based on DTP3 coverage of 99. Current estimate of 99 percent changed from previous revision value of 98 percent.

2003: Estimate based on reported data.

2004: Estimate based on reported data.

2005: Estimate based on reported data. 99 percent survey results supports reported data of 99 percent.

2006: Estimate based on reported data.

2007: DTP1 coverage estimated based on DTP3 coverage of 96.

2008: DTP1 coverage estimated based on DTP3 coverage of 98. Current estimate of 99 percent changed from previous revision value of 98 percent.

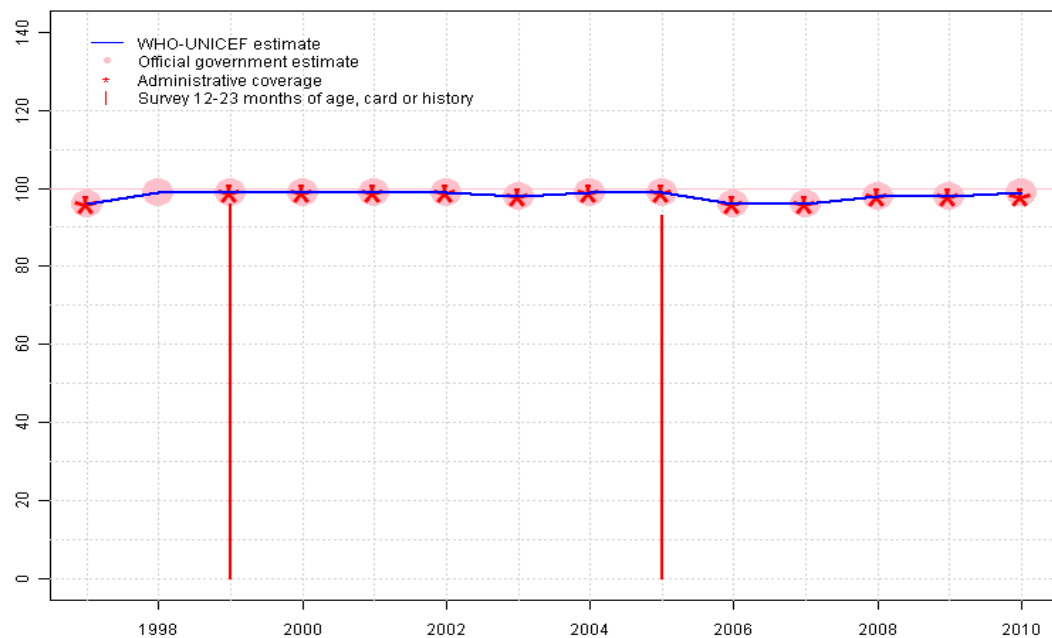
2009: DTP1 coverage estimated based on DTP3 coverage of 98. Current estimate of 99 percent changed from previous revision value of 98 percent.

2010: Estimate based on reported data.

	1997	1998	1999	2000	2001	2002	2003	2004	2005	2006	2007	2008	2009	2010
Estimate	98	99	99	99	99	99	99	99	99	96	98	99	99	99
Official	NA	NA	NA	NA	97	94	99	99	99	96	94	96	97	99
Administrative	NA	NA	NA	97	97	97	99	99	99	96	94	96	97	99
Survey	NA	NA	98	NA	NA	NA	NA	NA	99	NA	NA	NA	NA	NA

Uzbekistan - DTP3

UZB - DTP3



Description:

1997: Legacy estimate.

1998: Estimate based on reported data.

1999: Estimate based on reported data. 96 percent survey results supports reported data of 99 percent. Survey results of 96 percent modified for recall bias to 96 percent based on 1st dose card or history coverage of 98 percent, 1st dose card only coverage of 95 percent and 3d dose card only coverage of 93 percent.

2000: Estimate based on reported data.

2001: Estimate based on reported data.

2002: Estimate based on reported data.

2003: Estimate based on reported data.

2004: Estimate based on reported data.

2005: Estimate based on reported data. 93 percent survey results supports reported data of 99 percent.

2006: Estimate based on reported data.

2007: Estimate based on reported data.

2008: Estimate based on reported data.

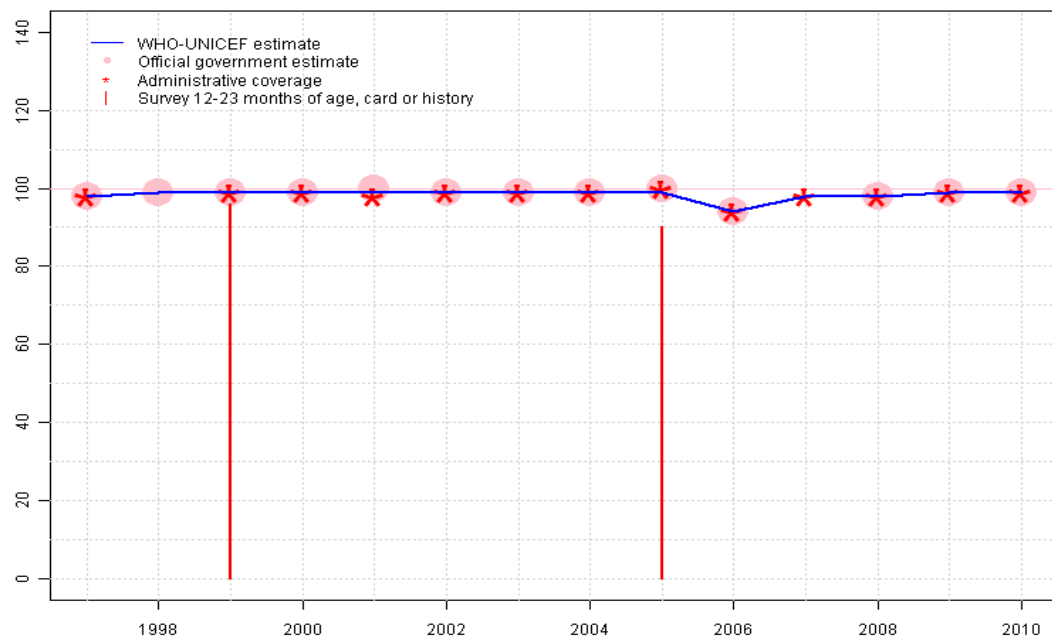
2009: Estimate based on reported data.

2010: Estimate based on reported data.

	1997	1998	1999	2000	2001	2002	2003	2004	2005	2006	2007	2008	2009	2010
Estimate	96	99	99	99	99	99	98	99	99	96	96	98	98	99
Official	96	99	99	99	99	99	98	99	99	96	96	98	98	99
Administrative	96	NA	99	99	99	99	98	99	99	96	96	98	98	98
Survey	NA	NA	96	NA	NA	NA	NA	NA	93	NA	NA	NA	NA	NA

Uzbekistan - Pol3

UZB - Pol3



Description:

1997: Legacy estimate.

1998: Estimate based on reported data.

1999: Estimate based on reported data. 97 percent survey results supports reported data of 99 percent. Survey results of 96 percent modified for recall bias to 97 percent based on 1st dose card or history coverage of 98 percent, 1st dose card only coverage of 95 percent and 3d dose card only coverage of 94 percent.

2000: Estimate based on reported data.

2001: Estimate based on reported data.

2002: Estimate based on reported data.

2003: Estimate based on reported data.

2004: Estimate based on reported data.

2005: Estimate based on reported data. 90 percent survey results supports reported data of 100 percent.

2006: Estimate based on reported data.

2007: Estimate based on reported data.

2008: Estimate based on reported data.

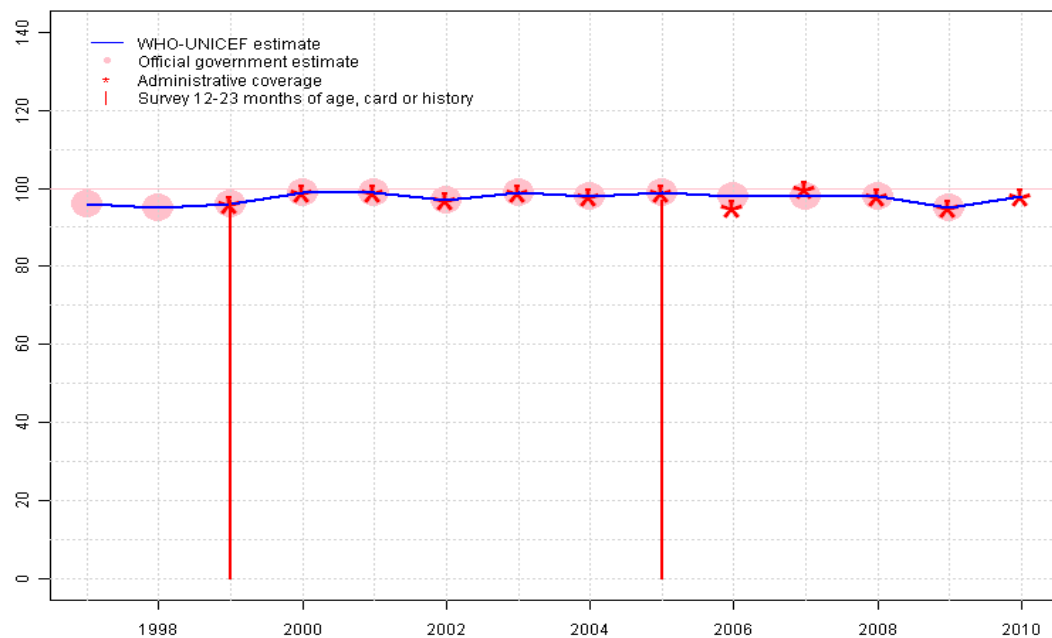
2009: Estimate based on reported data.

2010: Estimate based on reported data.

	1997	1998	1999	2000	2001	2002	2003	2004	2005	2006	2007	2008	2009	2010
Estimate	98	99	99	99	99	99	99	99	99	94	98	98	99	99
Official	98	99	99	99	100	99	99	99	100	94	NA	98	99	99
Administrative	98	NA	99	99	98	99	99	99	100	94	98	98	99	99
Survey	NA	NA	96	NA	NA	NA	NA	NA	90	NA	NA	NA	NA	NA

Uzbekistan - MCV

UZB - MCV

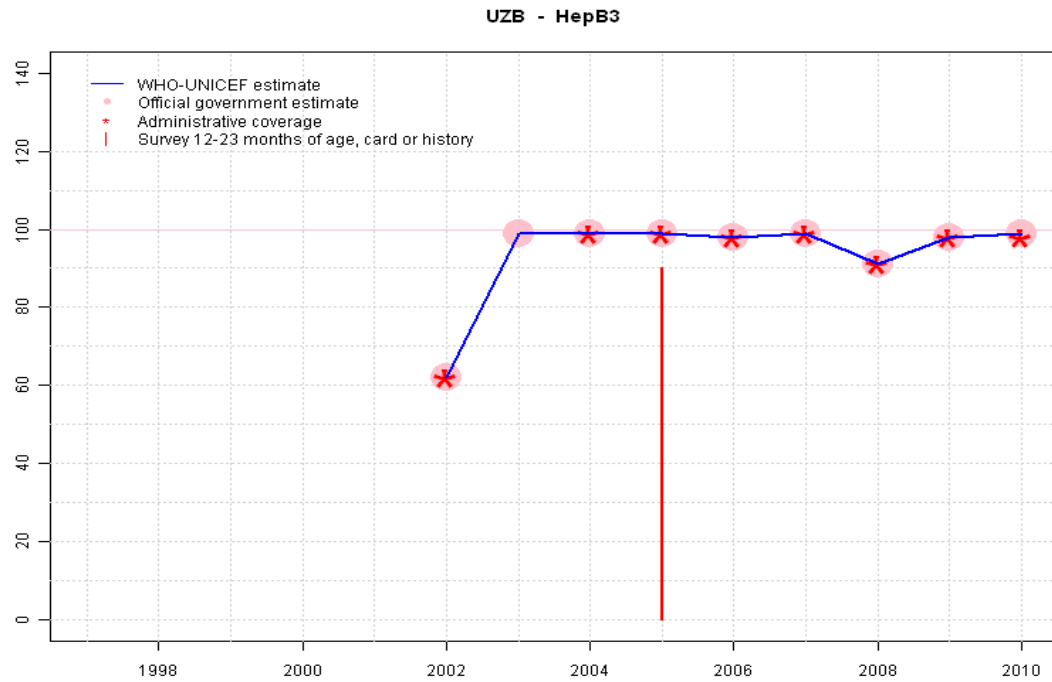


Description:

- 1997: Legacy estimate.
- 1998: Estimate based on reported data.
- 1999: Estimate based on reported data. 97 percent survey results supports reported data of 96 percent.
- 2000: Estimate based on reported data.
- 2001: Estimate based on reported data.
- 2002: Estimate based on reported data.
- 2003: Estimate based on reported data.
- 2004: Estimate based on reported data.
- 2005: Estimate based on reported data. 97 percent survey results supports reported data of 99 percent.
- 2006: Estimate based on reported data.
- 2007: Estimate based on reported data.
- 2008: Estimate based on reported data.
- 2009: Estimate based on reported data.
- 2010: Estimate based on reported data.

	1997	1998	1999	2000	2001	2002	2003	2004	2005	2006	2007	2008	2009	2010
Estimate	96	95	96	99	99	97	99	98	99	98	98	98	95	98
Official	96	95	96	99	99	97	99	98	99	98	98	98	95	NA
Administrative	NA	NA	96	99	99	97	99	98	99	95	100	98	95	98
Survey	NA	NA	97	NA	NA	NA	NA	NA	97	NA	NA	NA	NA	NA

Uzbekistan - HepB3



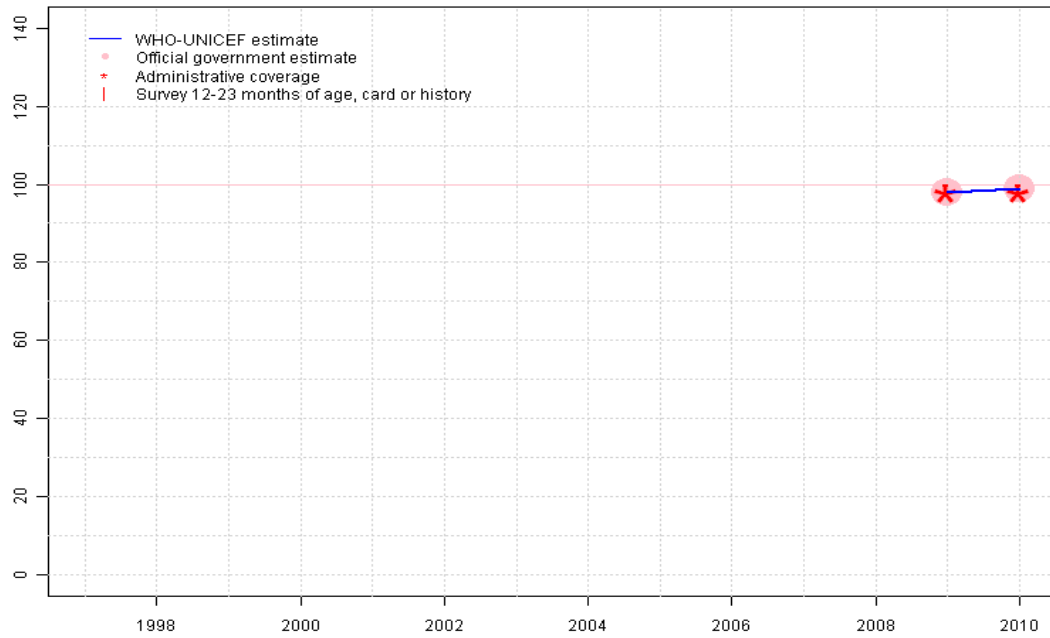
Description:

- 2002: Estimate based on reported data.
- 2003: Estimate based on reported data.
- 2004: Estimate based on reported data.
- 2005: Estimate based on reported data. 90 percent survey results supports reported data of 99 percent.
- 2006: Estimate based on reported data.
- 2007: Estimate based on reported data.
- 2008: Estimate based on reported data. Decline attributed to two month vaccine shortage.
- 2009: Estimate based on reported data.
- 2010: Estimate based on reported data.

	1997	1998	1999	2000	2001	2002	2003	2004	2005	2006	2007	2008	2009	2010
Estimate	NA	NA	NA	NA	NA	62	99	99	99	98	99	91	98	99
Official	NA	NA	NA	NA	NA	62	99	99	99	98	99	91	98	99
Administrative	NA	NA	NA	NA	NA	62	NA	99	99	98	99	91	98	98
Survey	NA	NA	NA	NA	NA	NA	NA	NA	90	NA	NA	NA	NA	NA

Uzbekistan - Hib3

UZB - Hib3



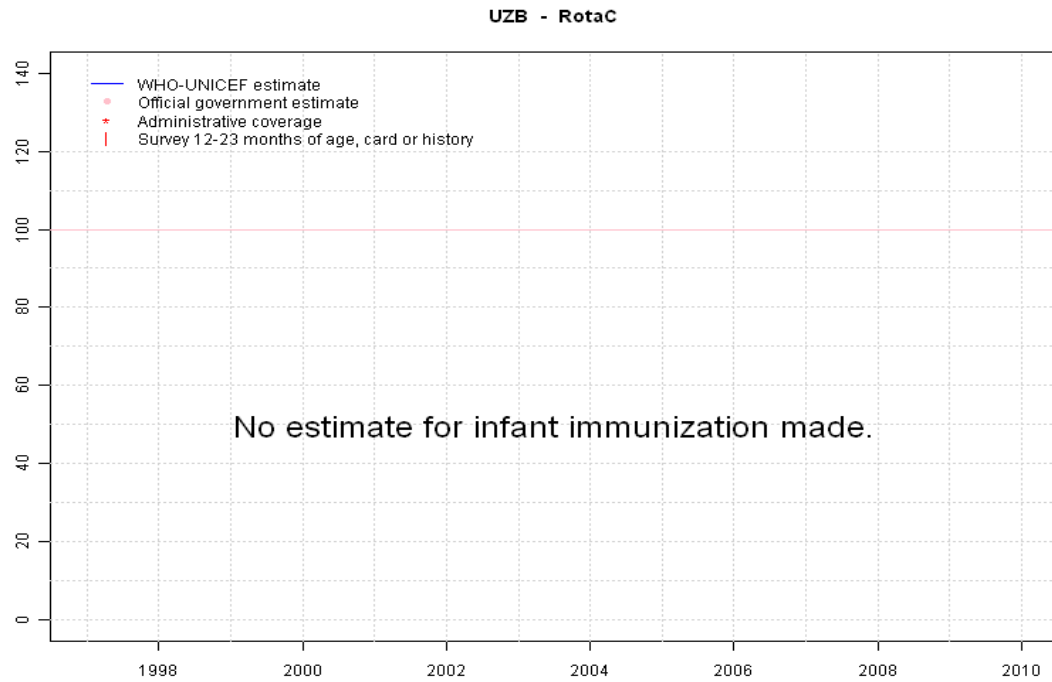
Description:

2009: Estimate based on reported data. Hib introduced in 2009 Vaccine presentation is DTP-HepB-Hib.

2010: Estimate based on reported data.

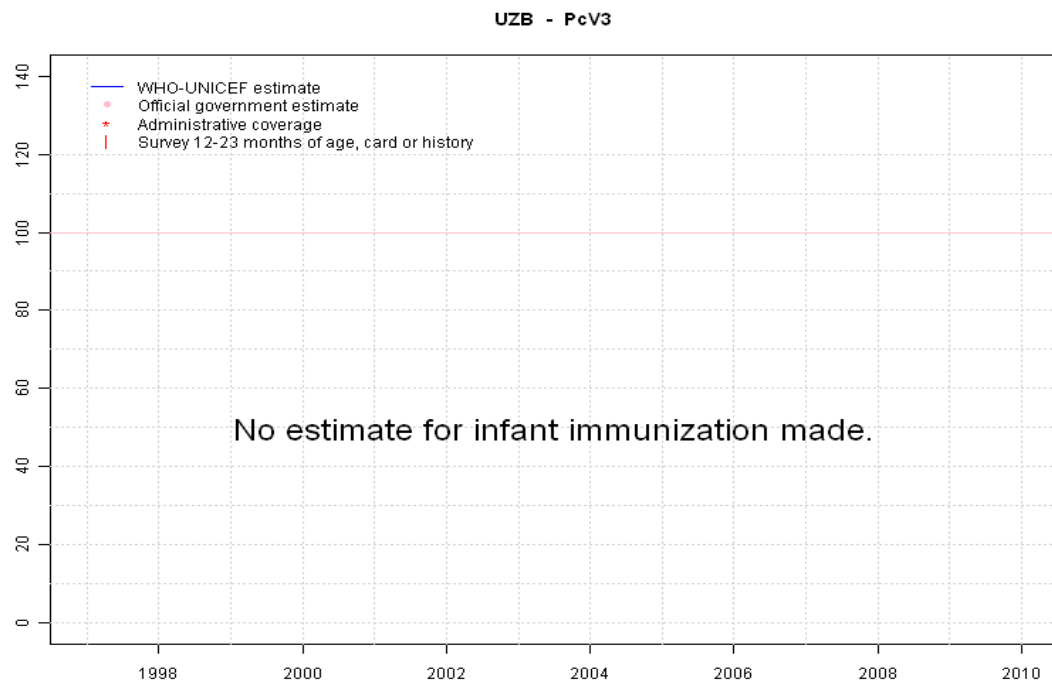
	1997	1998	1999	2000	2001	2002	2003	2004	2005	2006	2007	2008	2009	2010
Estimate	NA	NA	NA	NA	NA	NA	NA	NA	NA	NA	NA	NA	98	99
Official	NA	NA	NA	NA	NA	NA	NA	NA	NA	NA	NA	NA	98	99
Administrative	NA	NA	NA	NA	NA	NA	NA	NA	NA	NA	NA	NA	98	98
Survey	NA	NA	NA	NA	NA	NA	NA	NA	NA	NA	NA	NA	NA	NA

Uzbekistan - RotaC



	1997	1998	1999	2000	2001	2002	2003	2004	2005	2006	2007	2008	2009	2010
Estimate	NA	NA	NA	NA	NA	NA	NA	NA	NA	NA	NA	NA	NA	NA
Official	NA	NA	NA	NA	NA	NA	NA	NA	NA	NA	NA	NA	NA	NA
Administrative	NA	NA	NA	NA	NA	NA	NA	NA	NA	NA	NA	NA	NA	NA
Survey	NA	NA	NA	NA	NA	NA	NA	NA	NA	NA	NA	NA	NA	NA

Uzbekistan - PcV3



	1997	1998	1999	2000	2001	2002	2003	2004	2005	2006	2007	2008	2009	2010
Estimate	NA	NA	NA	NA	NA	NA	NA	NA	NA	NA	NA	NA	NA	NA
Official	NA	NA	NA	NA	NA	NA	NA	NA	NA	NA	NA	NA	NA	NA
Administrative	NA	NA	NA	NA	NA	NA	NA	NA	NA	NA	NA	NA	NA	NA
Survey	NA	NA	NA	NA	NA	NA	NA	NA	NA	NA	NA	NA	NA	NA

Uzbekistan - survey details

2005 Uzbekistan Multiple Indicator Cluster Survey 2006

Vaccine	Confirmation method	Coverage	Age cohort	Sample	Cards seen
BCG	Card or History	100	15-26 m	1047	96
DTP1	Card or History	99	15-26 m	1047	96
DTP3	Card or History	93	15-26 m	1047	96
HepB1	Card or History	100	15-26 m	1047	96
HepB3	Card or History	90	15-26 m	1047	96
MCV	Card or History	97	15-26 m	1047	96
Pol1	Card or History	98	15-26 m	1047	96
Pol3	Card or History	90	15-26 m	1047	96

1999 Multiple Indicator Cluster Survey, Uzbekistan 2000

Vaccine	Confirmation method	Coverage	Age cohort	Sample	Cards seen
BCG	History	5	12-23 m	630	0

BCG	Card or History	99	12-23 m	630	0
BCG	Card	94	12-23 m	630	0
DTP1	History	3	12-23 m	630	0
DTP1	Card	95	12-23 m	630	0
DTP1	Card or History	98	12-23 m	630	0
DTP3	Card	93	12-23 m	630	0
DTP3	History	3	12-23 m	630	0
DTP3	Card or History	96	12-23 m	630	0
MCV	History	5	12-23 m	630	0
MCV	Card or History	97	12-23 m	630	0
MCV	Card	92	12-23 m	630	0
Pol1	Card or History	98	12-23 m	630	0
Pol1	History	3	12-23 m	630	0
Pol1	Card	95	12-23 m	630	0
Pol3	Card	94	12-23 m	630	0
Pol3	Card or History	96	12-23 m	630	0
Pol3	History	2	12-23 m	630	0

Further information and estimates for 1980-1996 are available at:

http://www.childinfo.org/immunization_countryreports.html

http://www.who.int/immunization_monitoring/routine/immunization_coverage/en/index4.html