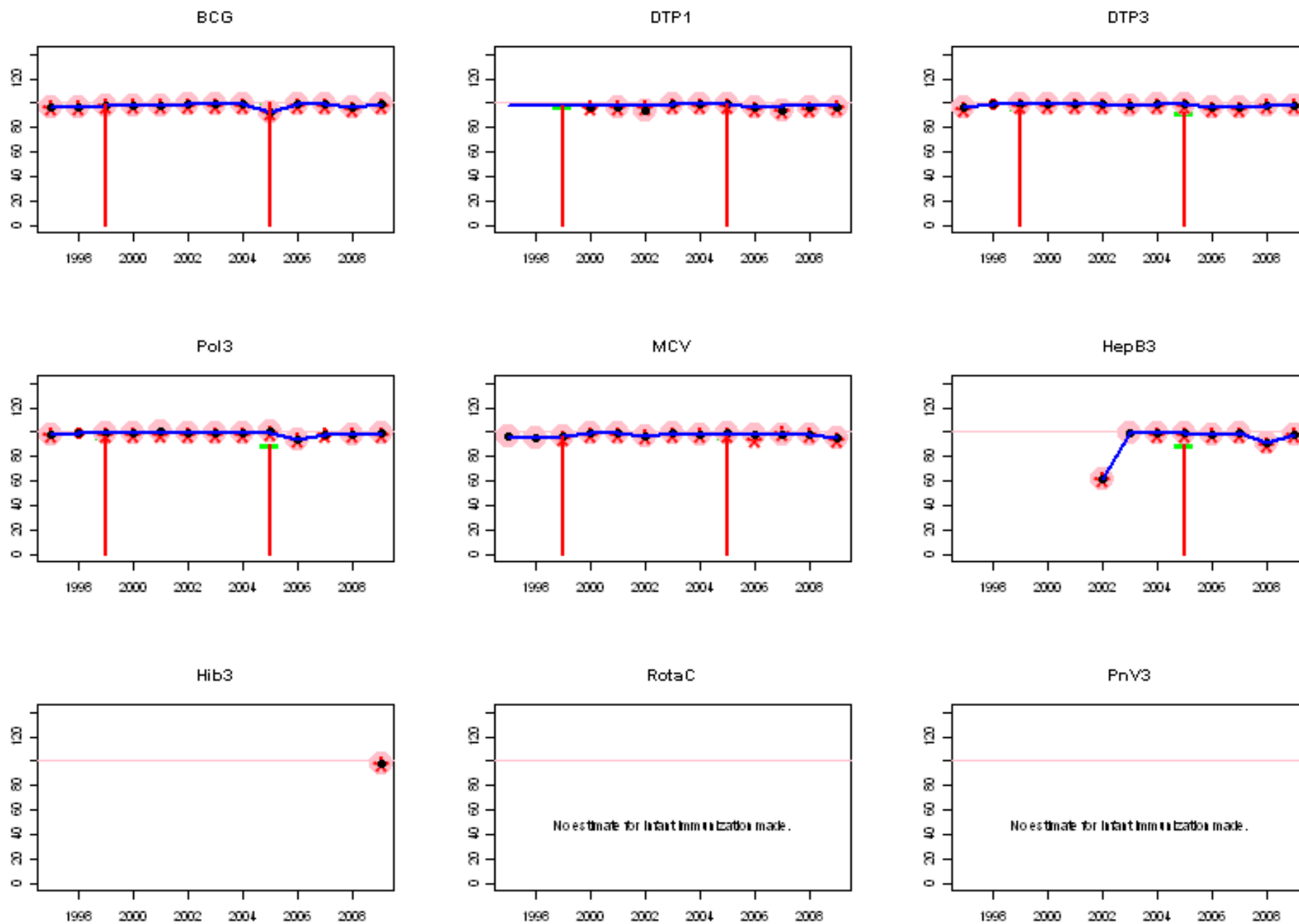
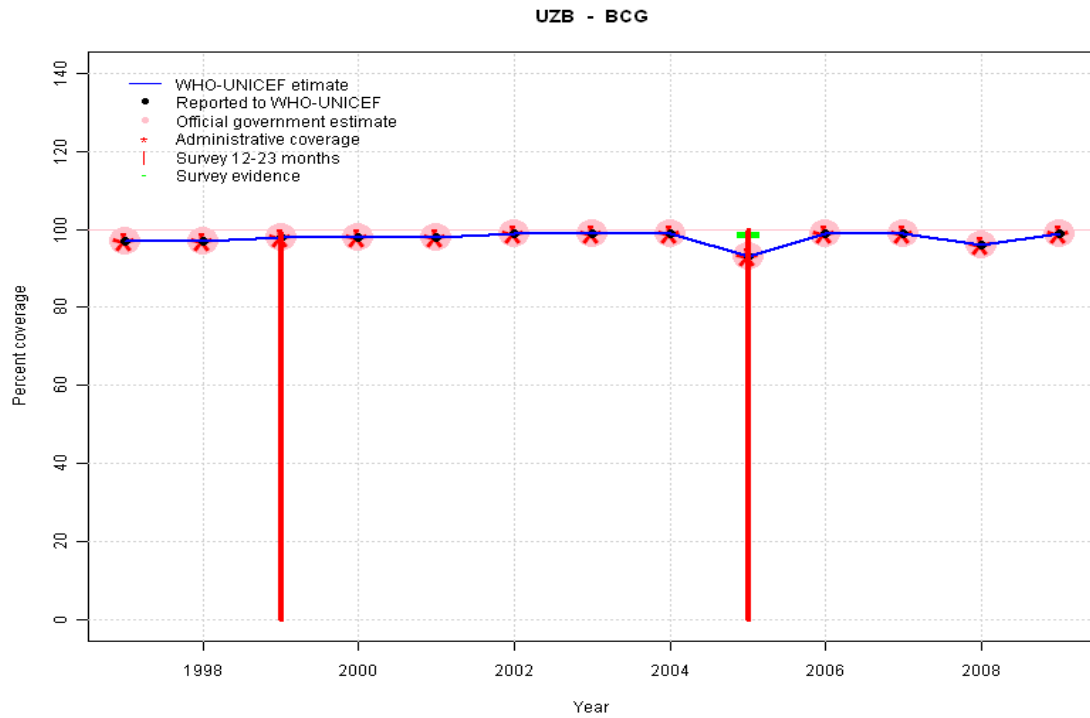


Uzbekistan: WHO and UNICEF estimates of immunization coverage, 1997 - 2009



# Uzbekistan - BCG

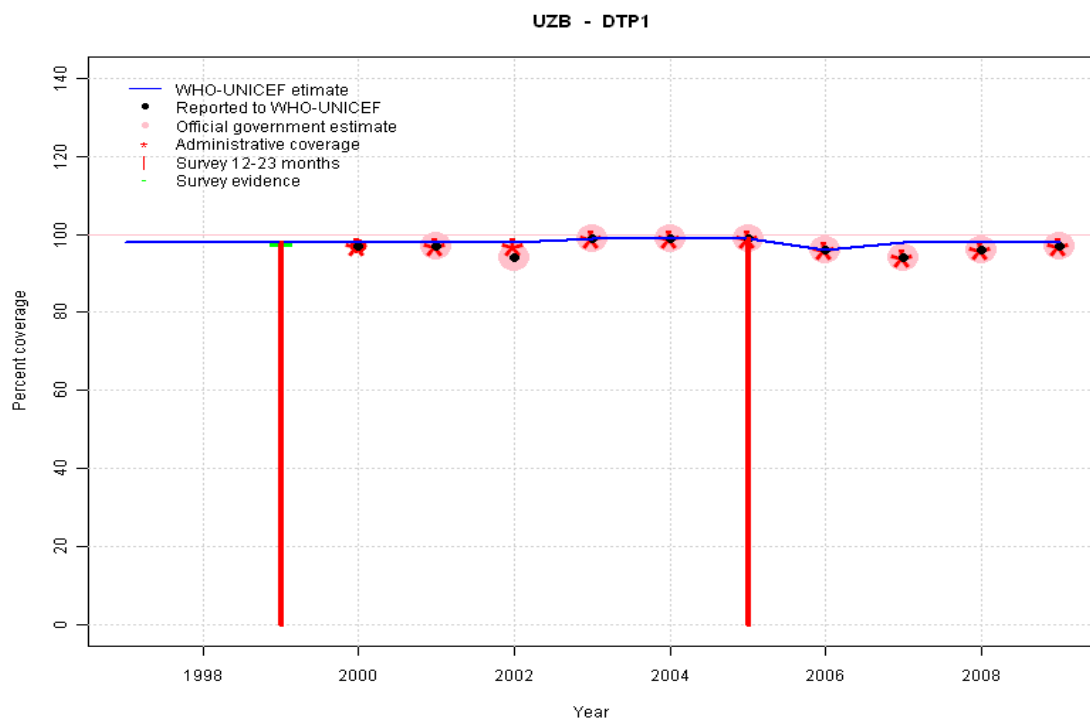


## Description:

- 1997: Legacy estimate.
- 1998: Estimate based on reported data.
- 1999: Estimate based on reported data (98 percent) confirmed by survey (99 percent).
- 2000: Estimate based on reported data.
- 2001: Estimate based on reported data.
- 2002: Estimate based on reported data.
- 2003: Estimate based on reported data.
- 2004: Estimate based on reported data.
- 2005: Estimate based on reported data (93 percent) confirmed by survey (99 percent).
- 2006: Estimate based on reported data.
- 2007: Estimate based on reported data.
- 2008: Estimate based on reported data.
- 2009: Estimate based on reported data.

	1997	1998	1999	2000	2001	2002	2003	2004	2005	2006	2007	2008	2009
Estimate	97	97	98	98	98	99	99	99	93	99	99	96	99
Reported	97	97	98	98	98	99	99	99	93	99	99	96	99
Official	97	97	98	98	98	99	99	99	93	99	99	96	99
Administrative	97	97	98	98	98	99	99	99	93	99	99	96	99
Survey	NA	NA	99	NA	NA	NA	NA	NA	99	NA	NA	NA	NA

# Uzbekistan - DTP1



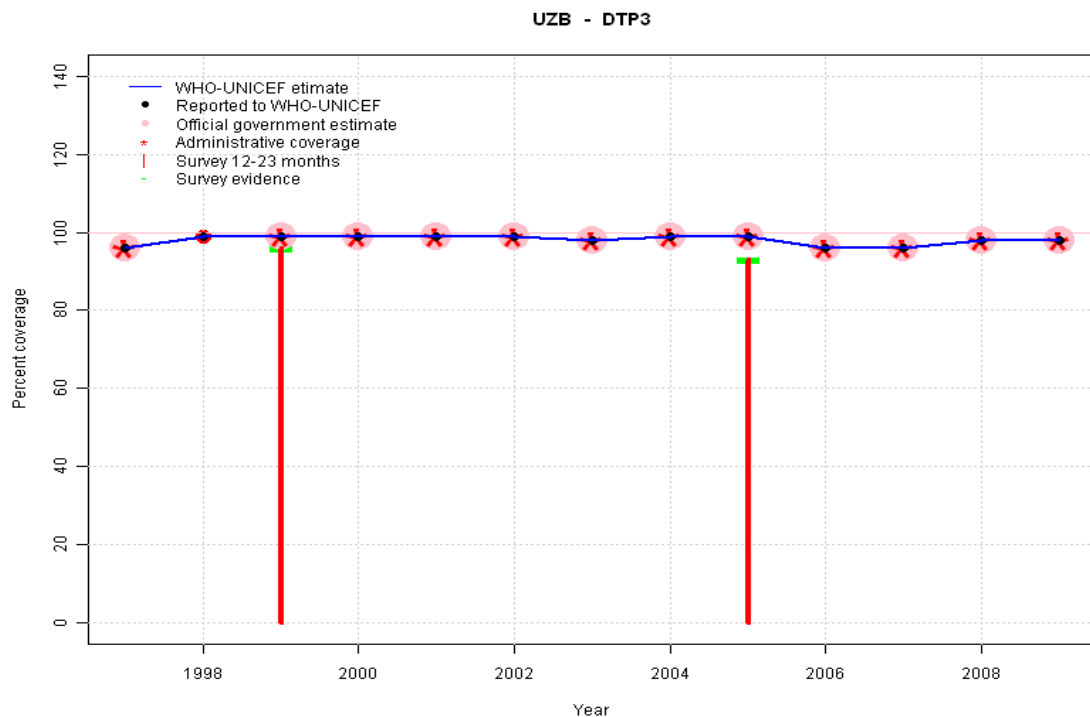
## Description:

- 1997: Legacy estimate.
- 1998: Estimated DTP3 greater than estimated DTP1; DTP1 estimate based on the relationship between DTP1 and DTP3 from 282 surveys.
- 1999: Estimated DTP3 greater than estimated DTP1; DTP1 estimate based on the relationship between DTP1 and DTP3 from 282 surveys.
- 2000: Estimated DTP3 greater than estimated DTP1; DTP1 estimate based on the relationship between DTP1 and DTP3 from 282 surveys.
- 2001: Estimated DTP3 greater than estimated DTP1; DTP1 estimate based on the relationship between DTP1 and DTP3 from 282 surveys.
- 2002: Estimated DTP3 greater than estimated DTP1; DTP1 estimate based on the relationship between DTP1 and DTP3 from 282 surveys.
- 2003: Estimate based on reported data.
- 2004: Estimate based on reported data.
- 2005: Estimate based on reported data (99 percent) confirmed by survey (99 percent).
- 2006: Estimate based on reported data.
- 2007: Estimated DTP3 greater than estimated DTP1; DTP1 estimate based on the relationship between DTP1 and DTP3 from 282 surveys.
- 2008: Estimated DTP3 greater than estimated DTP1; DTP1 estimate based on the relationship between DTP1 and DTP3 from 282 surveys.
- 2009: Estimated DTP3 greater than estimated DTP1; DTP1 estimate based on the relationship between DTP1 and DTP3 from 282 surveys.

	1997	1998	1999	2000	2001	2002	2003	2004	2005	2006	2007	2008	2009
Estimate	98	98	98	98	98	98	99	99	99	96	98	98	98
Reported	NA	NA	NA	97	97	94	99	99	99	96	94	96	97
Official	NA	NA	NA	NA	97	94	99	99	99	96	94	96	97
Administrative	NA	NA	NA	97	97	97	99	99	99	96	94	96	97
Survey	NA	NA	98	NA	NA	NA	NA	NA	99	NA	NA	NA	NA

# Uzbekistan - DTP3

## Description:

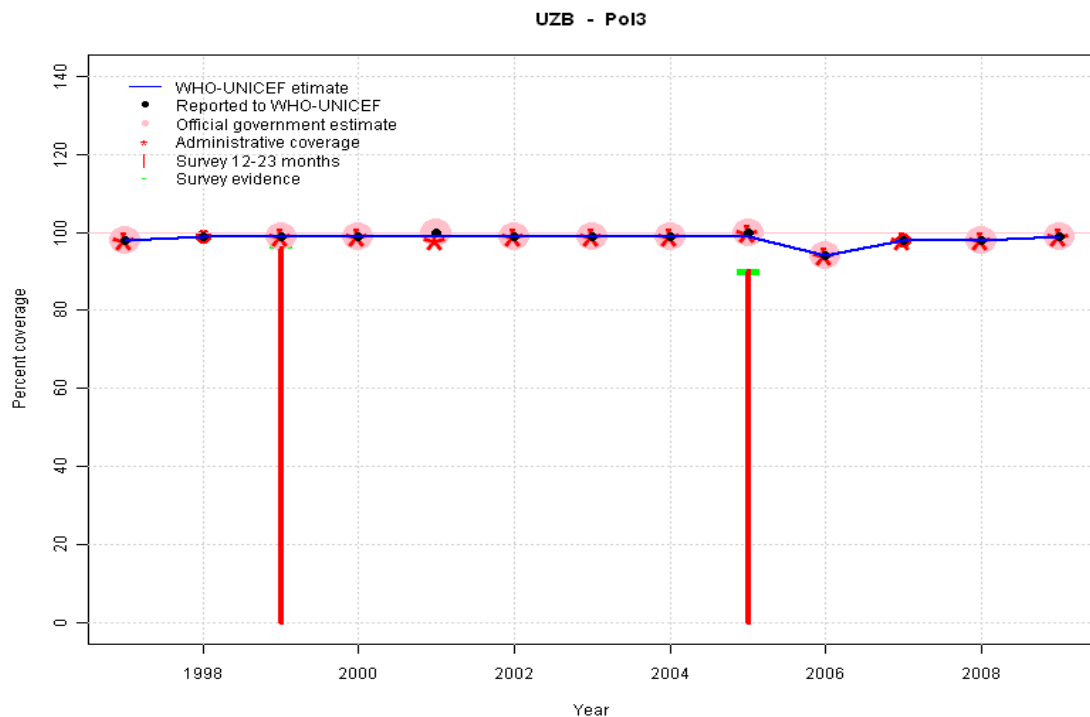


- 1997: Legacy estimate.
- 1998: Estimate based on reported data.
- 1999: Estimate based on reported data (99 percent) confirmed by survey (96 percent). Survey results (96 percent) adjusted for recall bias to 96 percent based on first dose card or history coverage (98 percent) and documented drop-out between first (95 percent) and third (93 percent) doses.
- 2000: Estimate based on reported data.
- 2001: Estimate based on reported data.
- 2002: Estimate based on reported data.
- 2003: Estimate based on reported data.
- 2004: Estimate based on reported data.
- 2005: Estimate based on reported data (99 percent) confirmed by survey (93 percent).
- 2006: Estimate based on reported data.
- 2007: Estimate based on reported data.
- 2008: Estimate based on reported data.
- 2009: Estimate based on reported data.

	1997	1998	1999	2000	2001	2002	2003	2004	2005	2006	2007	2008	2009
Estimate	96	99	99	99	99	99	98	99	99	96	96	98	98
Reported	96	99	99	99	99	99	98	99	99	96	96	98	98
Official	96	NA	99	99	99	99	98	99	99	96	96	98	98
Administrative	96	NA	99	99	99	99	98	99	99	96	96	98	98
Survey	NA	NA	96	NA	NA	NA	NA	NA	93	NA	NA	NA	NA

# Uzbekistan - Pol3

## Description:

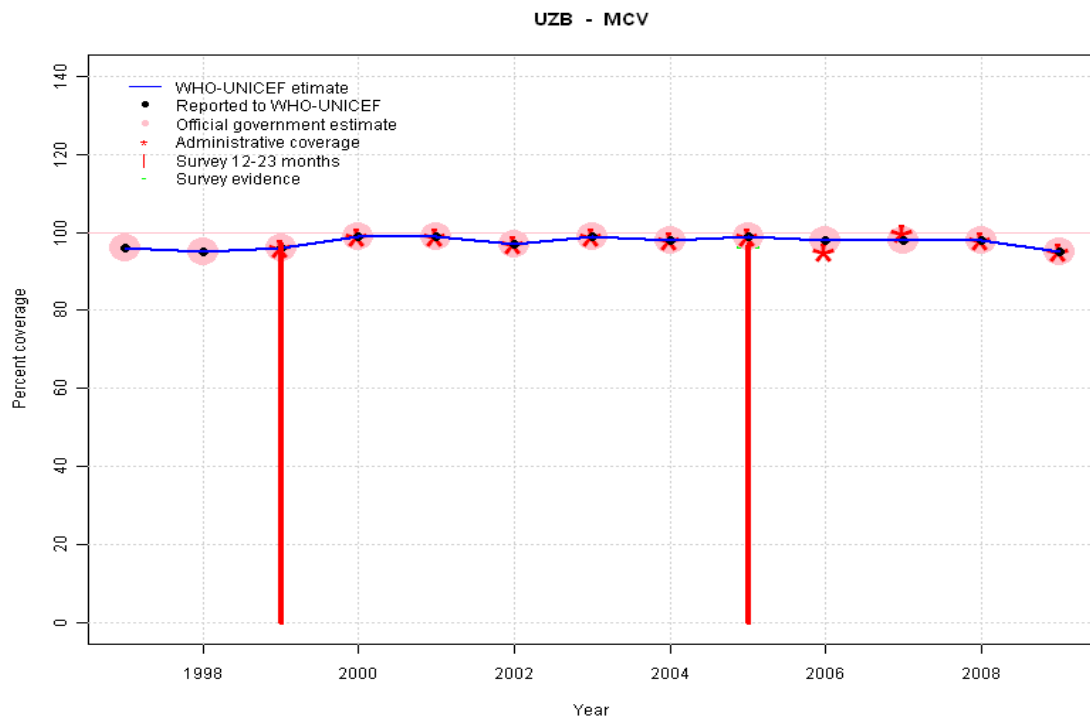


- 1997: Legacy estimate.
- 1998: Estimate based on reported data.
- 1999: Estimate based on reported data (99 percent) confirmed by survey (97 percent). Survey results (96 percent) adjusted for recall bias to 97 percent based on first dose card or history coverage (98 percent) and documented drop-out between first (95 percent) and third (94 percent) doses.
- 2000: Estimate based on reported data.
- 2001: Estimate based on reported data.
- 2002: Estimate based on reported data.
- 2003: Estimate based on reported data.
- 2004: Estimate based on reported data.
- 2005: Estimate based on reported data (99 percent) confirmed by survey (90 percent).
- 2006: Estimate based on reported data.
- 2007: Estimate based on reported data.
- 2008: Estimate based on reported data.
- 2009: Estimate based on reported data.

	1997	1998	1999	2000	2001	2002	2003	2004	2005	2006	2007	2008	2009
Estimate	98	99	99	99	99	99	99	99	99	94	98	98	99
Reported	98	99	99	99	100	99	99	99	100	94	98	98	99
Official	98	NA	99	99	100	99	99	99	100	94	NA	98	99
Administrative	98	NA	99	99	98	99	99	99	100	94	98	98	99
Survey	NA	NA	97	NA	NA	NA	NA	NA	90	NA	NA	NA	NA

# Uzbekistan - MCV

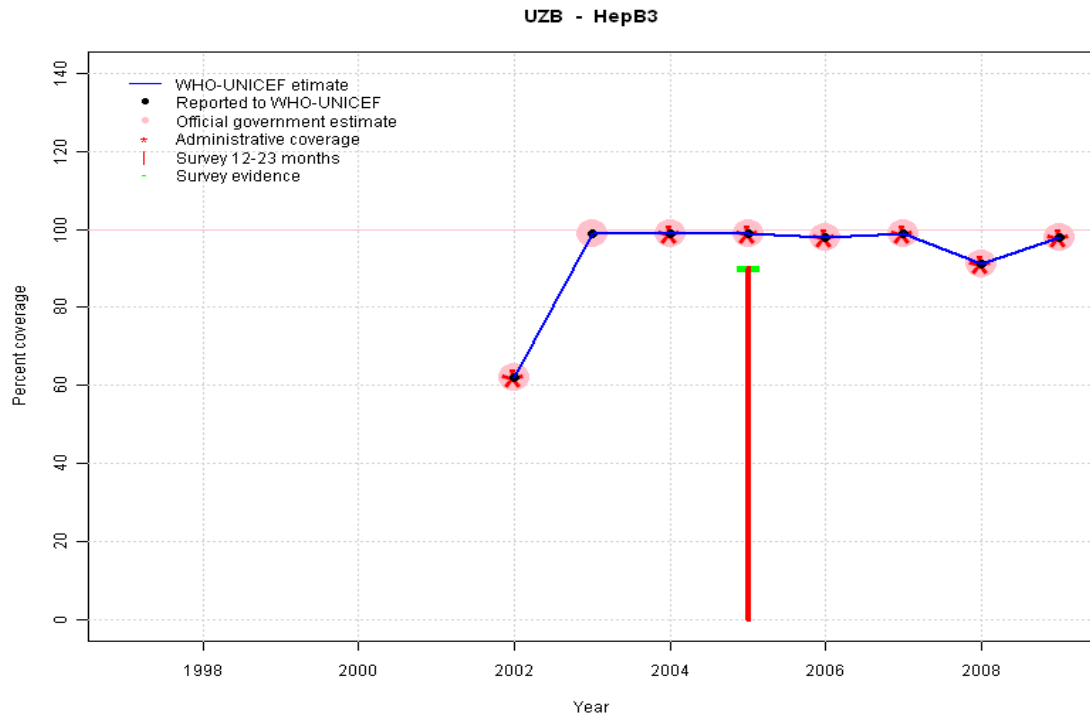
## Description:



- 1997: Legacy estimate.
- 1998: Estimate based on reported data.
- 1999: Estimate based on reported data (96 percent) confirmed by survey (97 percent).
- 2000: Estimate based on reported data.
- 2001: Estimate based on reported data.
- 2002: Estimate based on reported data.
- 2003: Estimate based on reported data.
- 2004: Estimate based on reported data.
- 2005: Estimate based on reported data (99 percent) confirmed by survey (97 percent).
- 2006: Estimate based on reported data.
- 2007: Estimate based on reported data.
- 2008: Estimate based on reported data.
- 2009: Estimate based on reported data.

	1997	1998	1999	2000	2001	2002	2003	2004	2005	2006	2007	2008	2009
Estimate	96	95	96	99	99	97	99	98	99	98	98	98	95
Reported	96	95	96	99	99	97	99	98	99	98	98	98	95
Official	96	95	96	99	99	97	99	98	99	98	98	98	95
Administrative	NA	NA	96	99	99	97	99	98	99	95	100	98	95
Survey	NA	NA	97	NA	NA	NA	NA	NA	97	NA	NA	NA	NA

# Uzbekistan - HepB3



## Description:

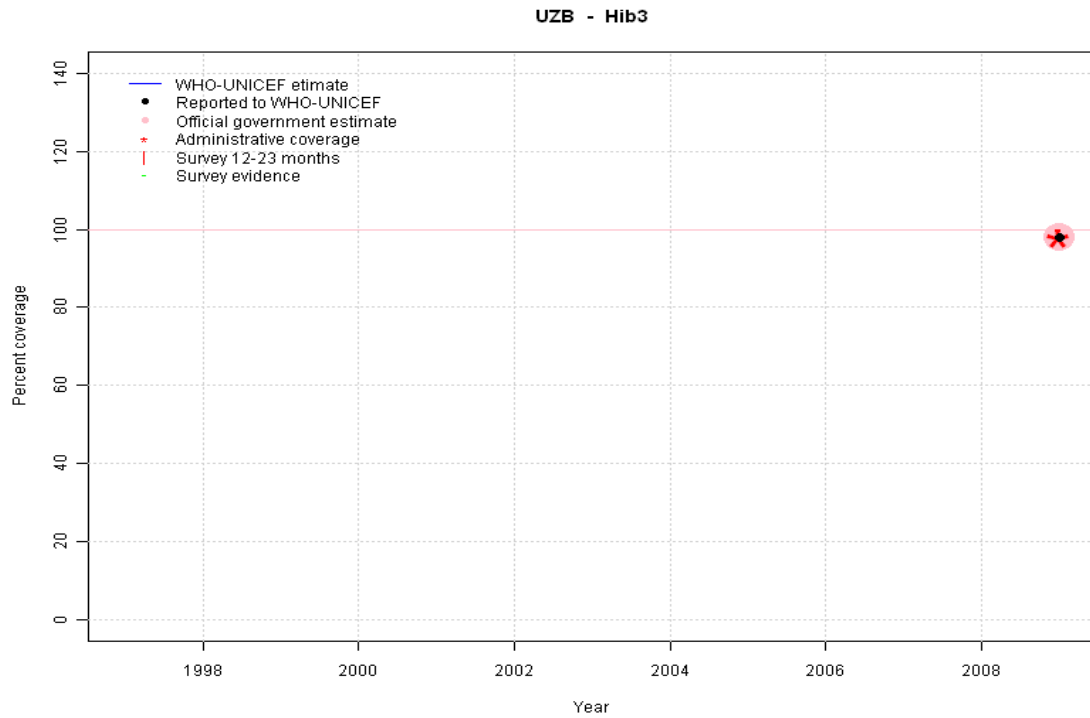
- 2002: Estimate based on trend in reported data.
- 2003: Estimate based on trend in reported data.
- 2004: Estimate based on trend in reported data.
- 2005: Estimate based on reported data (99 percent) confirmed by survey (90 percent).
- 2006: Estimate based on reported data.
- 2007: Estimate based on reported data.
- 2008: Estimate based on reported data. Decline attributed to two month vaccine shortage.
- 2009: Estimate based on reported data.

	1997	1998	1999	2000	2001	2002	2003	2004	2005	2006	2007	2008	2009
Estimate	NA	NA	NA	NA	NA	62	99	99	99	98	99	91	98
Reported	NA	NA	NA	NA	NA	62	99	99	99	98	99	91	98
Official	NA	NA	NA	NA	NA	62	99	99	99	98	99	91	98
Administrative	NA	NA	NA	NA	NA	62	NA	99	99	98	99	91	98
Survey	NA	NA	NA	NA	NA	NA	NA	NA	90	NA	NA	NA	NA

# Uzbekistan - Hib3

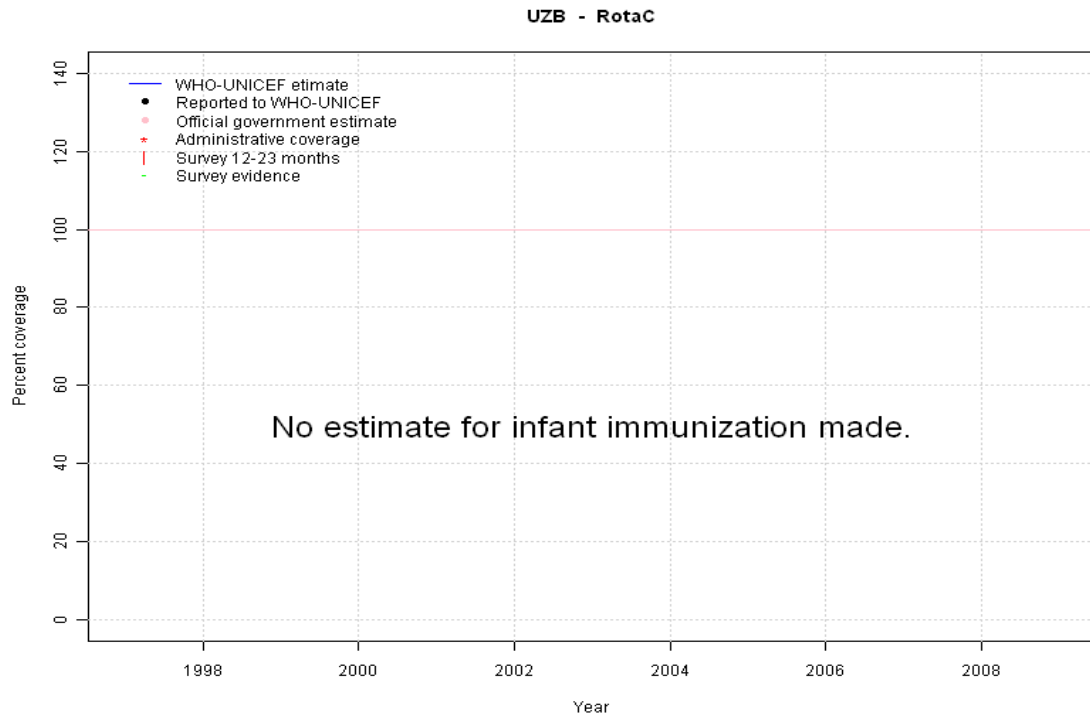
## Description:

2009: Estimate based on reported data. Hib introduced in 2009 Vaccine presentation is DTP-HepB-Hib.



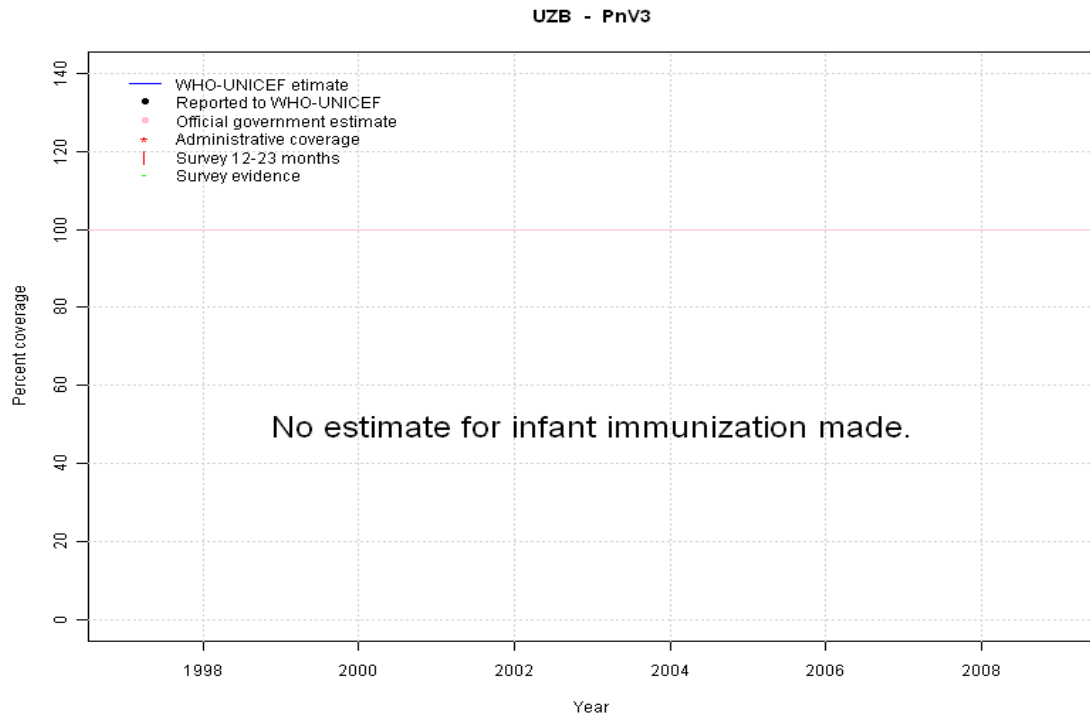
	1997	1998	1999	2000	2001	2002	2003	2004	2005	2006	2007	2008	2009
Estimate	NA	NA	NA	NA	NA	NA	NA	NA	NA	NA	NA	NA	98
Reported	NA	NA	NA	NA	NA	NA	NA	NA	NA	NA	NA	NA	98
Official	NA	NA	NA	NA	NA	NA	NA	NA	NA	NA	NA	NA	98
Administrative	NA	NA	NA	NA	NA	NA	NA	NA	NA	NA	NA	NA	98
Survey	NA	NA	NA	NA	NA	NA	NA	NA	NA	NA	NA	NA	NA

# Uzbekistan - RotaC



	1997	1998	1999	2000	2001	2002	2003	2004	2005	2006	2007	2008	2009
Estimate	NA	NA	NA	NA	NA	NA	NA	NA	NA	NA	NA	NA	NA
Reported	NA	NA	NA	NA	NA	NA	NA	NA	NA	NA	NA	NA	NA
Official	NA	NA	NA	NA	NA	NA	NA	NA	NA	NA	NA	NA	NA
Administrative	NA	NA	NA	NA	NA	NA	NA	NA	NA	NA	NA	NA	NA
Survey	NA	NA	NA	NA	NA	NA	NA	NA	NA	NA	NA	NA	NA

# Uzbekistan - PnV3



	1997	1998	1999	2000	2001	2002	2003	2004	2005	2006	2007	2008	2009
Estimate	NA	NA	NA	NA	NA	NA	NA	NA	NA	NA	NA	NA	NA
Reported	NA	NA	NA	NA	NA	NA	NA	NA	NA	NA	NA	NA	NA
Official	NA	NA	NA	NA	NA	NA	NA	NA	NA	NA	NA	NA	NA
Administrative	NA	NA	NA	NA	NA	NA	NA	NA	NA	NA	NA	NA	NA
Survey	NA	NA	NA	NA	NA	NA	NA	NA	NA	NA	NA	NA	NA

# Uzbekistan - survey details

## 2005 Uzbekistan Multiple Indicator Cluster Survey 2006

Vaccine	Confirmation method	Coverage	Age cohort	Sample	Cards seen
BCG	Card or History	100	15-26 m	1047	96
DTP1	Card or History	99	15-26 m	1047	96
DTP3	Card or History	93	15-26 m	1047	96
HepB1	Card or History	100	15-26 m	1047	96
HepB3	Card or History	90	15-26 m	1047	96
MCV	Card or History	97	15-26 m	1047	96
Pol1	Card or History	98	15-26 m	1047	96
Pol3	Card or History	90	15-26 m	1047	96

## 1999 Multiple Indicator Cluster Survey, Uzbekistan 2000

Vaccine	Confirmation method	Coverage	Age cohort	Sample	Cards seen
BCG	History	5	12-23 m	630	0

BCG	Card or History	99	12-23 m	630	0
BCG	Card	94	12-23 m	630	0
DTP1	History	3	12-23 m	630	0
DTP1	Card	95	12-23 m	630	0
DTP1	Card or History	98	12-23 m	630	0
DTP3	Card	93	12-23 m	630	0
DTP3	History	3	12-23 m	630	0
DTP3	Card or History	96	12-23 m	630	0
MCV	History	5	12-23 m	630	0
MCV	Card or History	97	12-23 m	630	0
MCV	Card	92	12-23 m	630	0
Pol1	Card or History	98	12-23 m	630	0
Pol1	History	3	12-23 m	630	0
Pol1	Card	95	12-23 m	630	0
Pol3	Card	94	12-23 m	630	0
Pol3	Card or History	96	12-23 m	630	0
Pol3	History	2	12-23 m	630	0

Further information and estimates for 1980-1996 are available at:

[http://www.childinfo.org/immunization\\_countryreports.html](http://www.childinfo.org/immunization_countryreports.html)

[http://www.who.int/immunization\\_monitoring/routine/immunization\\_coverage/en/index4.html](http://www.who.int/immunization_monitoring/routine/immunization_coverage/en/index4.html)