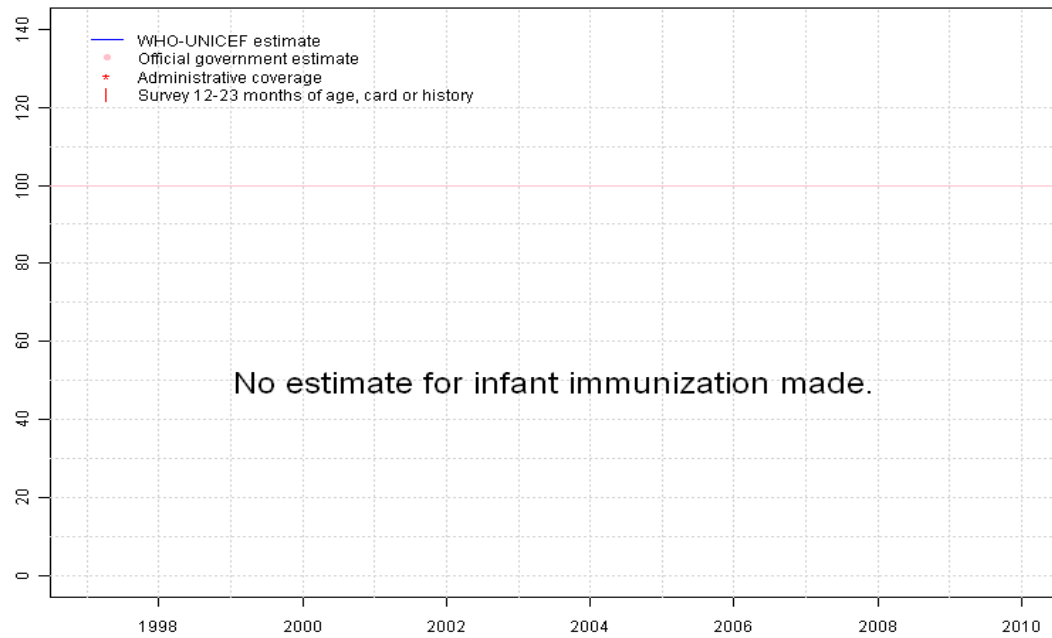


United States of America - BCG

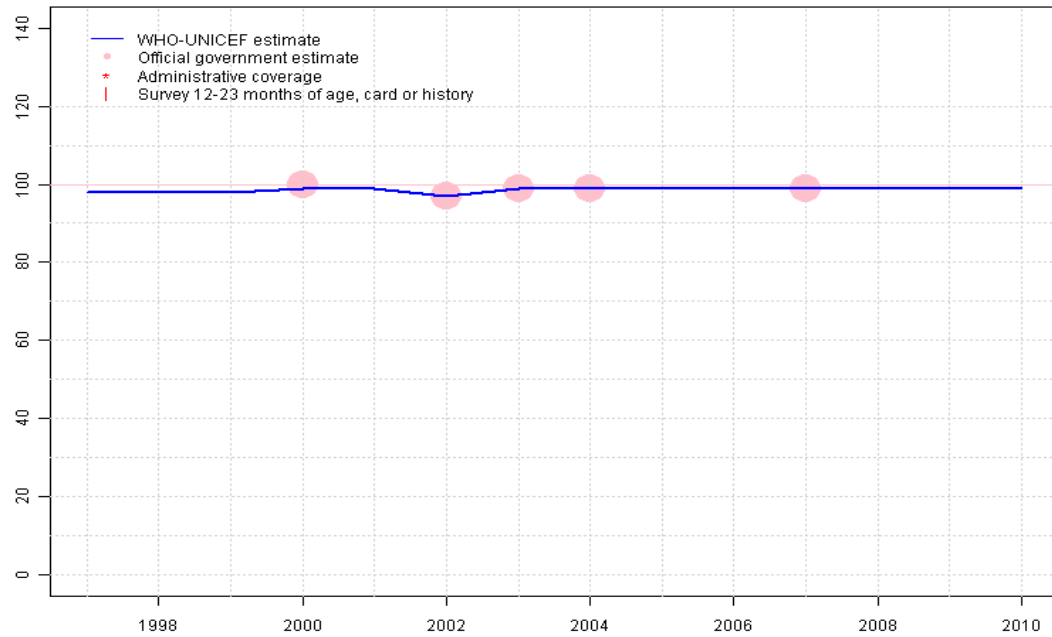
USA - BCG



	1997	1998	1999	2000	2001	2002	2003	2004	2005	2006	2007	2008	2009	2010
Estimate	NA	NA	NA	NA	NA	NA	NA	NA	NA	NA	NA	NA	NA	NA
Official	NA	NA	NA	NA	NA	NA	NA	NA	NA	NA	NA	NA	NA	NA
Administrative	NA	NA	NA	NA	NA	NA	NA	NA	NA	NA	NA	NA	NA	NA
Survey	NA	NA	NA	NA	NA	NA	NA	NA	NA	NA	NA	NA	NA	NA

United States of America - DTP1

USA - DTP1



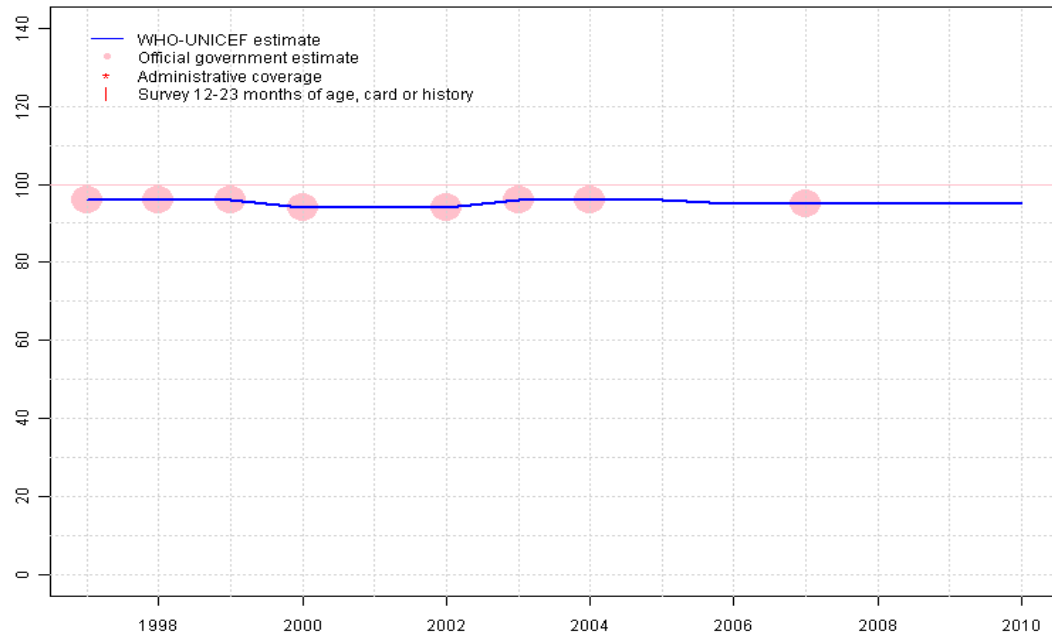
Description:

- 1997: Legacy estimate.
- 1998: No accepted DTP1 data. Estimate based on DTP3 coverage of 96.
- 1999: No accepted DTP1 data. Estimate based on DTP3 coverage of 96.
- 2000: Estimate is based on reported data. Current estimate of 99 percent changed from previous revision value of 98 percent.
- 2001: Estimate based on interpolation between 2000 and 2002. Current estimate of 99 percent changed from previous revision value of 98 percent.
- 2002: Estimate based on reported data. Current estimate of 97 percent changed from previous revision value of 96 percent.
- 2003: Estimate based on reported data. Current estimate of 99 percent changed from previous revision value of 98 percent.
- 2004: Estimate based on reported data. Current estimate of 99 percent changed from previous revision value of 98 percent.
- 2005: Estimate based on interpolation between 2004 and 2007. Current estimate of 99 percent changed from previous revision value of 98 percent.
- 2006: Estimate based on interpolation between 2004 and 2007. Current estimate of 99 percent changed from previous revision value of 98 percent.
- 2007: Estimate based on reported data. Current estimate of 99 percent changed from previous revision value of 98 percent.
- 2008: Estimate based on extrapolation from 2007 value of 99 percent. Current estimate of 99 percent changed from previous revision value of 98 percent.
- 2009: Estimate based on extrapolation from 2007 value of 99 percent. Current estimate of 99 percent changed from previous revision value of 98 percent.
- 2010: Estimate based on extrapolation from 2007 value of 99 percent.

	1997	1998	1999	2000	2001	2002	2003	2004	2005	2006	2007	2008	2009	2010
Estimate	98	98	98	99	99	97	99	99	99	99	99	99	99	99
Official	NA	NA	NA	100	NA	97	99	99	NA	NA	99	NA	NA	NA
Administrative	NA	NA	NA	NA	NA	NA	NA	NA	NA	NA	NA	NA	NA	NA
Survey	NA	NA	NA	NA	NA	NA	NA	NA	NA	NA	NA	NA	NA	NA

United States of America - DTP3

USA - DTP3



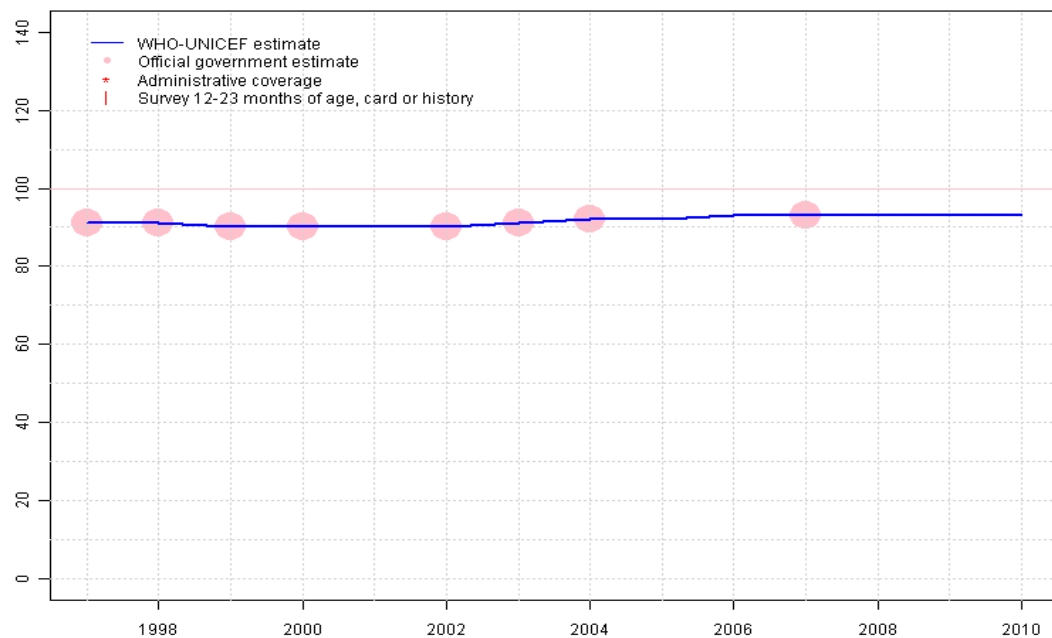
Description:

- 1997: Legacy estimate.
- 1998: Estimate based on reported data.
- 1999: Estimate based on reported data.
- 2000: Estimate based on reported data.
- 2001: Estimate based on interpolation between 2000 and 2002.
- 2002: Estimate based on reported data.
- 2003: Estimate based on reported data.
- 2004: Estimate based on reported data.
- 2005: Estimate based on interpolation between 2004 and 2007.
- 2006: Estimate based on interpolation between 2004 and 2007.
- 2007: Estimate based on reported data.
- 2008: Estimate based on extrapolation from 2007 value of 95 percent.
- 2009: Estimate based on extrapolation from 2007 value of 95 percent.
- 2010: Estimate based on extrapolation from 2007 value of 95 percent.

	1997	1998	1999	2000	2001	2002	2003	2004	2005	2006	2007	2008	2009	2010
Estimate	96	96	96	94	94	94	96	96	96	95	95	95	95	95
Official	96	96	96	94	NA	94	96	96	NA	NA	95	NA	NA	NA
Administrative	NA	NA	NA	NA	NA	NA	NA	NA	NA	NA	NA	NA	NA	NA
Survey	NA	NA	NA	NA	NA	NA	NA	NA	NA	NA	NA	NA	NA	NA

United States of America - Pol3

USA - Pol3



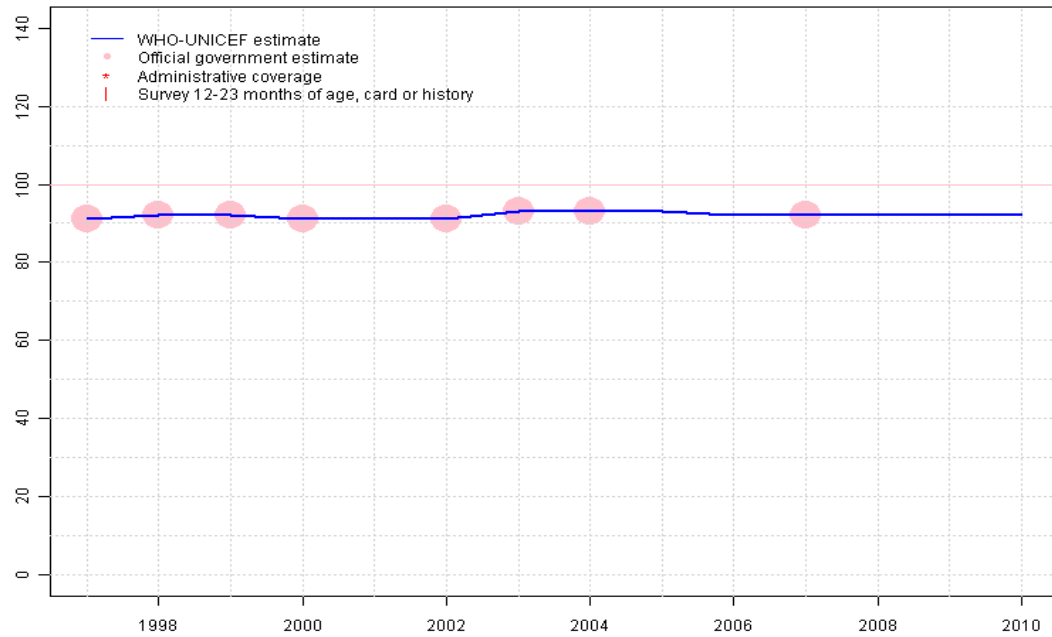
Description:

- 1997: Legacy estimate.
- 1998: Estimate based on reported data.
- 1999: Estimate based on reported data.
- 2000: Estimate based on reported data.
- 2001: Estimate based on interpolation between 2000 and 2002.
- 2002: Estimate based on reported data.
- 2003: Estimate based on reported data.
- 2004: Estimate based on reported data.
- 2005: Estimate based on interpolation between 2004 and 2007.
- 2006: Estimate based on interpolation between 2004 and 2007.
- 2007: Estimate based on reported data.
- 2008: Estimate based on extrapolation from 2007 value of 93 percent.
- 2009: Estimate based on extrapolation from 2007 value of 93 percent.
- 2010: Estimate based on extrapolation from 2007 value of 93 percent.

	1997	1998	1999	2000	2001	2002	2003	2004	2005	2006	2007	2008	2009	2010
Estimate	91	91	90	90	90	90	91	92	92	93	93	93	93	93
Official	91	91	90	90	NA	90	91	92	NA	NA	93	NA	NA	NA
Administrative	NA	NA	NA	NA	NA	NA	NA	NA	NA	NA	NA	NA	NA	NA
Survey	NA	NA	NA	NA	NA	NA	NA	NA	NA	NA	NA	NA	NA	NA

United States of America - MCV

USA - MCV



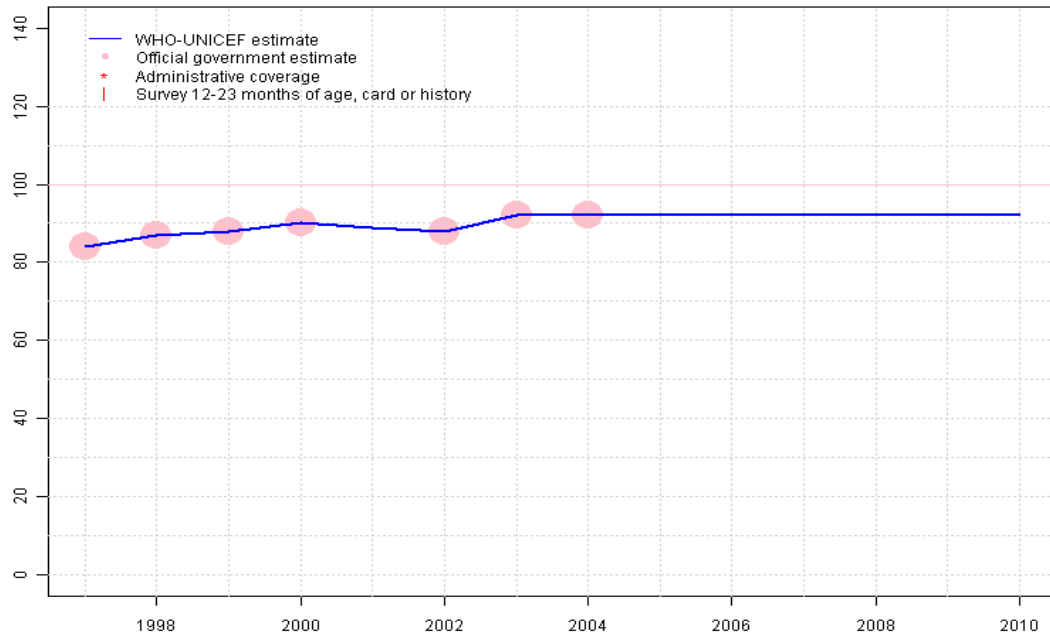
Description:

- 1997: Legacy estimate.
- 1998: Estimate based on reported data.
- 1999: Estimate based on reported data.
- 2000: Estimate based on reported data.
- 2001: Estimate based on interpolation between 2000 and 2002.
- 2002: Estimate based on reported data.
- 2003: Estimate based on reported data.
- 2004: Estimate based on reported data.
- 2005: Estimate based on interpolation between 2004 and 2007.
- 2006: Estimate based on interpolation between 2004 and 2007.
- 2007: Estimate based on reported data.
- 2008: Estimate based on extrapolation from 2007 value of 92 percent.
- 2009: Estimate based on extrapolation from 2007 value of 92 percent.
- 2010: Estimate based on extrapolation from 2007 value of 92 percent.

	1997	1998	1999	2000	2001	2002	2003	2004	2005	2006	2007	2008	2009	2010
Estimate	91	92	92	91	91	91	93	93	93	92	92	92	92	92
Official	91	92	92	91	NA	91	93	93	NA	NA	92	NA	NA	NA
Administrative	NA	NA	NA	NA	NA	NA	NA	NA	NA	NA	NA	NA	NA	NA
Survey	NA	NA	NA	NA	NA	NA	NA	NA	NA	NA	NA	NA	NA	NA

United States of America - HepB3

USA - HepB3



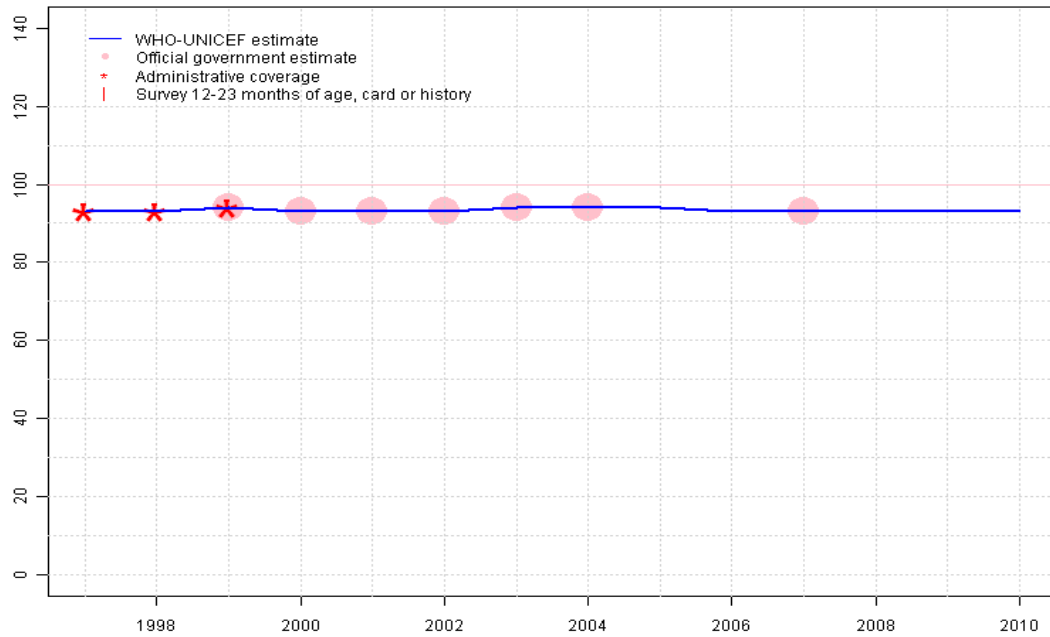
Description:

- 1997: Legacy estimate.
- 1998: Estimate based on reported data.
- 1999: Estimate based on reported data.
- 2000: Estimate based on reported data.
- 2001: Estimate based on interpolation between 2000 and 2002.
- 2002: Estimate based on reported data.
- 2003: Estimate based on reported data.
- 2004: Estimate based on reported data.
- 2005: Estimate based on extrapolation from 2004 value of 92 percent.
- 2006: Estimate based on extrapolation from 2004 value of 92 percent.
- 2007: Estimate based on extrapolation from 2004 value of 92 percent.
- 2008: Estimate based on extrapolation from 2004 value of 92 percent.
- 2009: Estimate based on extrapolation from 2004 value of 92 percent.
- 2010: Estimate based on extrapolation from 2004 value of 92 percent.

	1997	1998	1999	2000	2001	2002	2003	2004	2005	2006	2007	2008	2009	2010
Estimate	84	87	88	90	89	88	92	92	92	92	92	92	92	92
Official	84	87	88	90	NA	88	92	92	NA	NA	NA	NA	NA	NA
Administrative	NA	NA	NA	NA	NA	NA	NA	NA	NA	NA	NA	NA	NA	NA
Survey	NA	NA	NA	NA	NA	NA	NA	NA	NA	NA	NA	NA	NA	NA

United States of America - Hib3

USA - Hib3

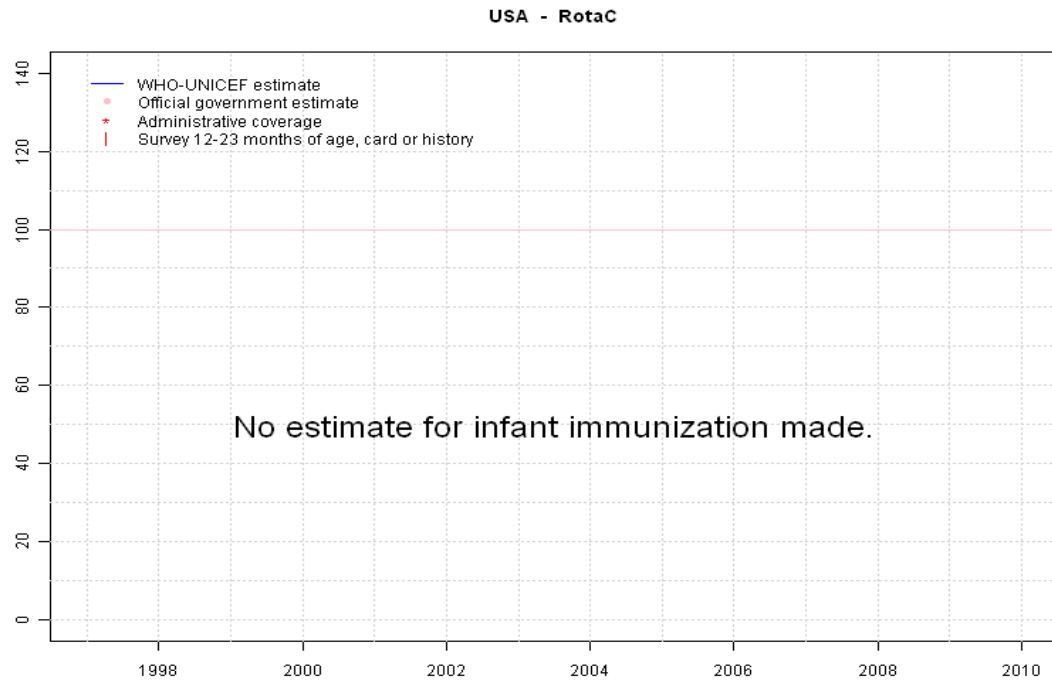


Description:

- 1997: Legacy estimate.
- 1998: Estimate based on reported data.
- 1999: Estimate based on reported data.
- 2000: Estimate based on reported data.
- 2001: Estimate based on reported data.
- 2002: Estimate based on reported data.
- 2003: Estimate based on reported data.
- 2004: Estimate based on reported data.
- 2005: Estimate based on interpolation between 2004 and 2007.
- 2006: Estimate based on interpolation between 2004 and 2007.
- 2007: Estimate based on reported data.
- 2008: Estimate based on extrapolation from 2007 value of 93 percent.
- 2009: Estimate based on extrapolation from 2007 value of 93 percent.
- 2010: Estimate based on extrapolation from 2007 value of 93 percent.

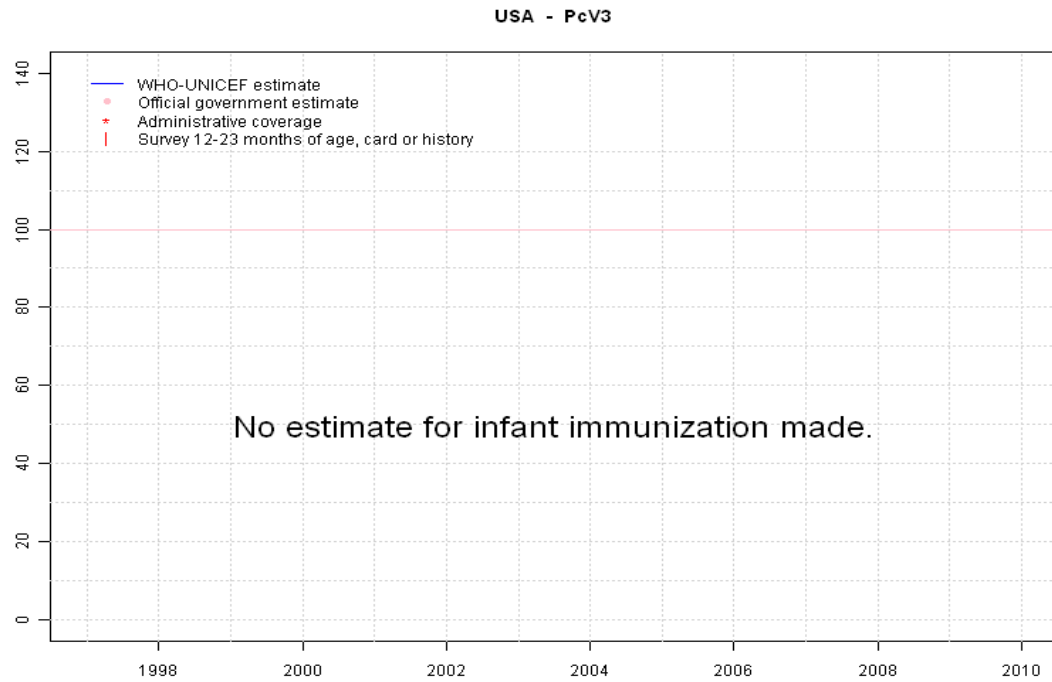
	1997	1998	1999	2000	2001	2002	2003	2004	2005	2006	2007	2008	2009	2010
Estimate	93	93	94	93	93	93	94	94	94	93	93	93	93	93
Official	NA	NA	94	93	93	93	94	94	NA	NA	93	NA	NA	NA
Administrative	93	93	94	NA	NA	NA	NA	NA	NA	NA	NA	NA	NA	NA
Survey	NA	NA	NA	NA	NA	NA	NA	NA	NA	NA	NA	NA	NA	NA

United States of America - RotaC



	1997	1998	1999	2000	2001	2002	2003	2004	2005	2006	2007	2008	2009	2010
Estimate	NA	NA	NA	NA	NA	NA	NA	NA	NA	NA	NA	NA	NA	NA
Official	NA	NA	NA	NA	NA	NA	NA	NA	NA	NA	NA	NA	NA	NA
Administrative	NA	NA	NA	NA	NA	NA	NA	NA	NA	NA	NA	NA	NA	NA
Survey	NA	NA	NA	NA	NA	NA	NA	NA	NA	NA	NA	NA	NA	NA

United States of America - PcV3



	1997	1998	1999	2000	2001	2002	2003	2004	2005	2006	2007	2008	2009	2010
Estimate	NA	NA	NA	NA	NA	NA	NA	NA	NA	NA	NA	NA	NA	NA
Official	NA	NA	NA	NA	NA	NA	NA	NA	NA	NA	NA	NA	NA	NA
Administrative	NA	NA	NA	NA	NA	NA	NA	NA	NA	NA	NA	NA	NA	NA
Survey	NA	NA	NA	NA	NA	NA	NA	NA	NA	NA	NA	NA	NA	NA

United States of America - survey details

2006 National Immunization Survey (NIS) 2008

Vaccine	Confirmation method	Coverage	Age cohort	Sample	Cards seen
DTP3	Card	96	19-35 m	18430	0
HepB3	Card	93	19-35 m	18430	0
Hib3	Card	90	19-35 m	18430	0
MCV	Card	90	19-35 m	18430	0
Pol3	Card	92	19-35 m	18430	0

2005 National Immunization Survey (NIS) 2007

Vaccine	Confirmation method	Coverage	Age cohort	Sample	Cards seen
DTP3	Card	96	19-35 m	17017	0
HepB3	Card	93	19-35 m	17017	0
Hib3	Card	93	19-35 m	17017	0
MCV	Card	92	19-35 m	17017	0
Pol3	Card	93	19-35 m	17017	0

2004 National Immunization Survey (NIS) 2007

Vaccine	Confirmation method	Coverage	Age cohort	Sample	Cards seen
DTP3	Card	96	19-35 m	0	0
HepB3	Card	93	19-35 m	0	0
Hib3	Card	93	19-35 m	0	0
MCV	Card	92	19-35 m	0	0
Pol3	Card	93	19-35 m	0	0

2003 National Immunization Survey (NIS) 2007

Vaccine	Confirmation method	Coverage	Age cohort	Sample	Cards seen
DTP3	Card	96	19-35 m	0	0

HepB3	Card	93	19-35 m	0	0
Hib3	Card	94	19-35 m	0	0
MCV	Card	92	19-35 m	0	0
Pol3	Card	92	19-35 m	0	0

2002 National Immunization Survey (NIS) 2007

Vaccine	Confirmation method	Coverage	Age cohort	Sample	Cards seen
DTP3	Card	96	19-35 m	0	0
HepB3	Card	92	19-35 m	0	0
Hib3	Card	94	19-35 m	0	0
MCV	Card	93	19-35 m	0	0
Pol3	Card	92	19-35 m	0	0

2001 National Immunization Survey (NIS) 2007

Vaccine	Confirmation method	Coverage	Age cohort	Sample	Cards seen
DTP3	Card	96	19-35 m	0	0
HepB3	Card	92	19-35 m	0	0
Hib3	Card	94	19-35 m	0	0
MCV	Card	93	19-35 m	0	0
Pol3	Card	92	19-35 m	0	0

2001 National Immunization Survey 2002

Vaccine	Confirmation method	Coverage	Age cohort	Sample	Cards seen
DTP3	Card or History	94	19-35 m	0	0
HepB3	Card or History	88	19-35 m	0	0
MCV	Card or History	91	19-35 m	0	0
Pol3	Card or History	90	19-35 m	0	0

Further information and estimates for 1980-1996 are available at:

United States of America - survey details

http://www.childinfo.org/immunization_countryreports.html

http://www.who.int/immunization_monitoring/routine/immunization_coverage/en/index4.html