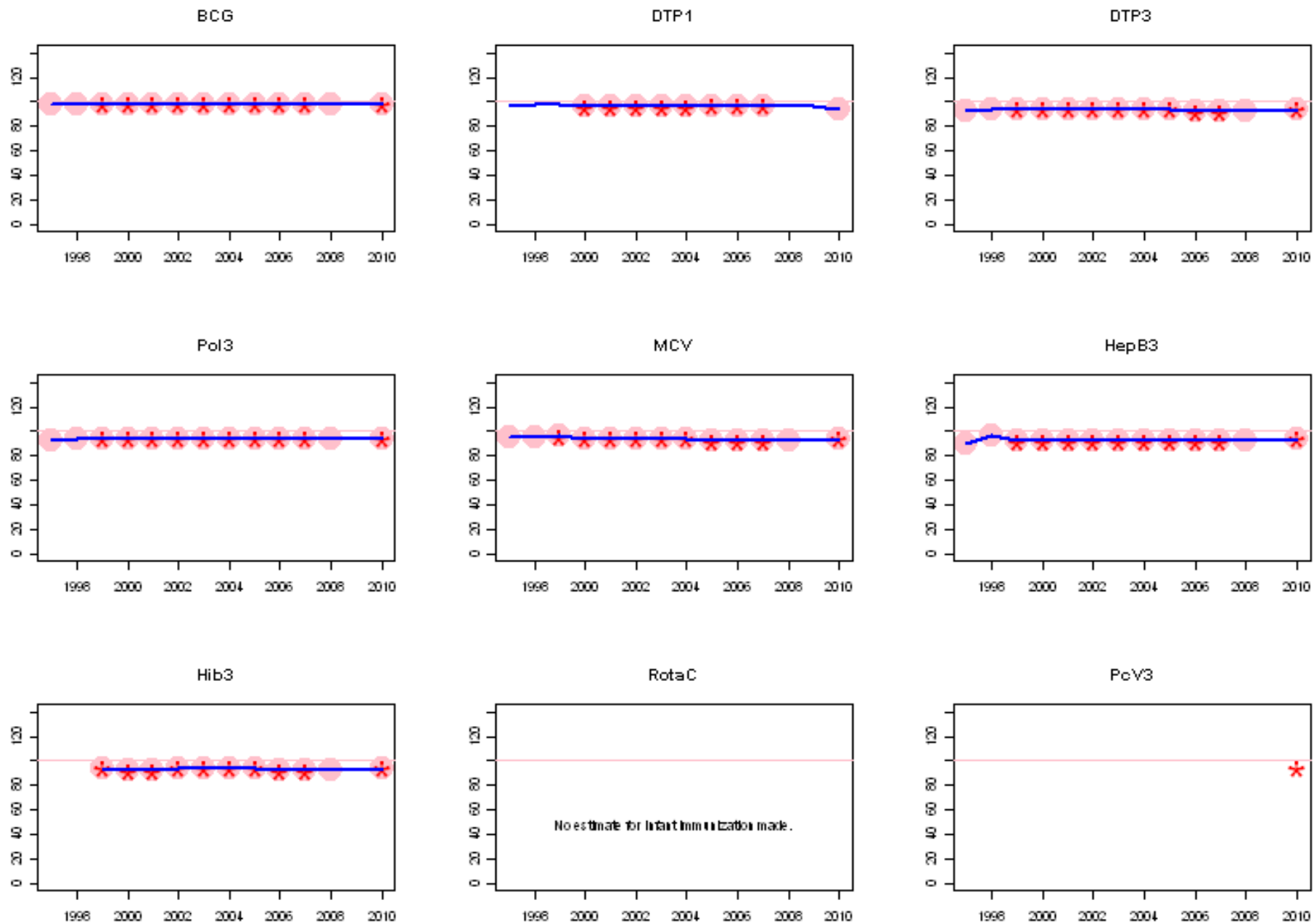
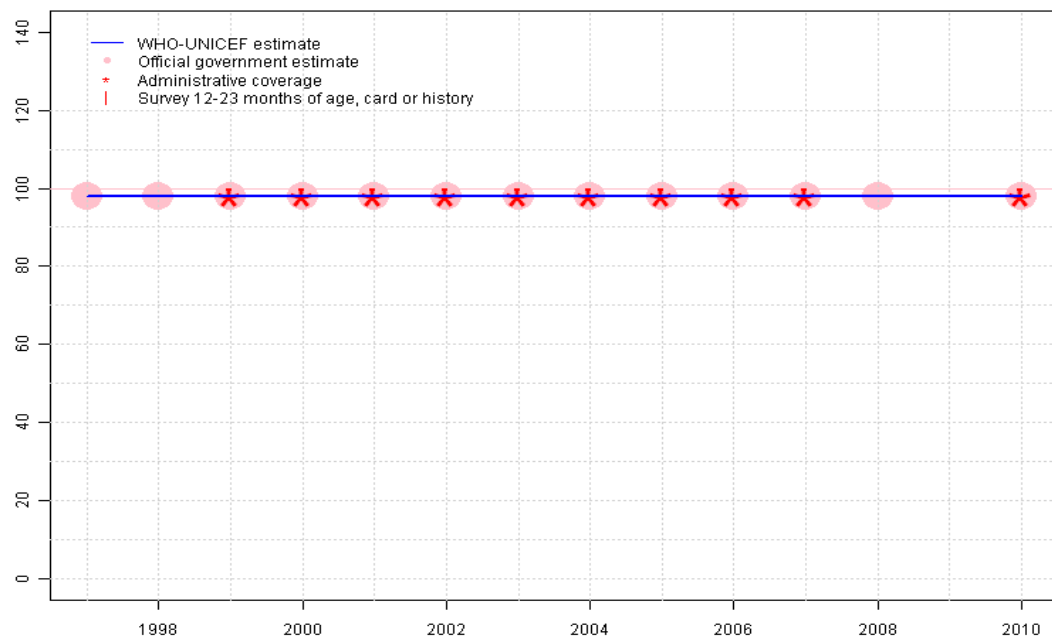


United Arab Emirates. WHO and UNICEF estimates of immunization coverage: 2010 revision



United Arab Emirates - BCG

ARE - BCG



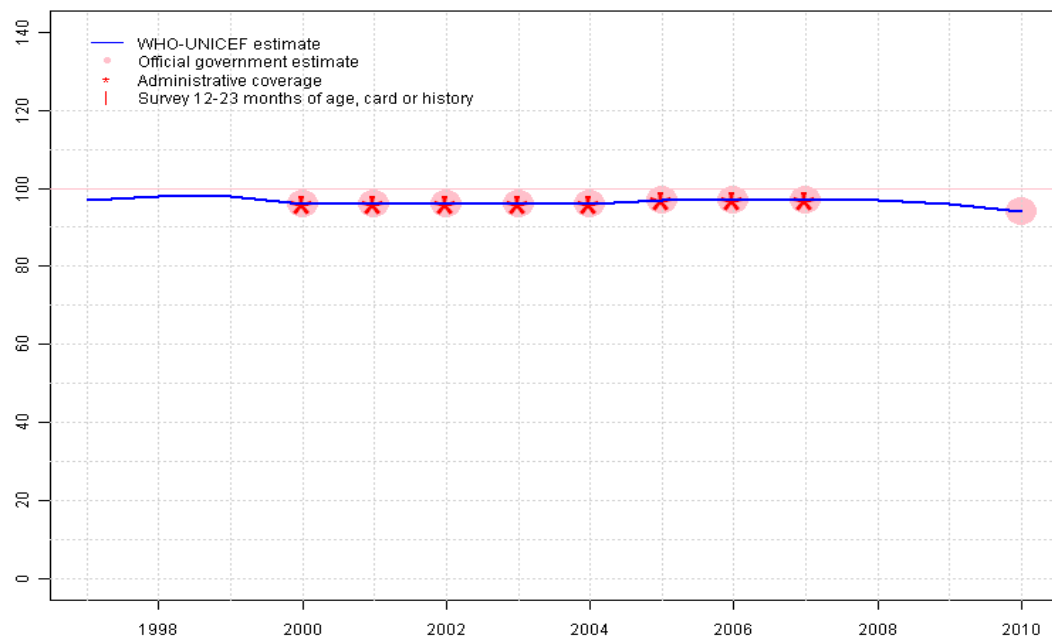
Description:

- 1997: Legacy estimate.
- 1998: Estimate based on reported data.
- 1999: Estimate based on reported data.
- 2000: Estimate based on reported data.
- 2001: Estimate based on reported data.
- 2002: Estimate based on reported data.
- 2003: Estimate based on reported data.
- 2004: Estimate based on reported data.
- 2005: Estimate based on reported data.
- 2006: Estimate based on reported data.
- 2007: Estimate based on reported data.
- 2008: Estimate based on reported data.
- 2009: Estimate based on interpolation between 2008 and 2010.
- 2010: Estimate based on reported data.

	1997	1998	1999	2000	2001	2002	2003	2004	2005	2006	2007	2008	2009	2010
Estimate	98	98	98	98	98	98	98	98	98	98	98	98	98	98
Official	98	98	98	98	98	98	98	98	98	98	98	98	NA	98
Administrative	NA	NA	98	98	98	98	98	98	98	98	98	NA	NA	98
Survey	NA	NA	NA	NA	NA	NA	NA	NA	NA	NA	NA	NA	NA	NA

United Arab Emirates - DTP1

ARE - DTP1



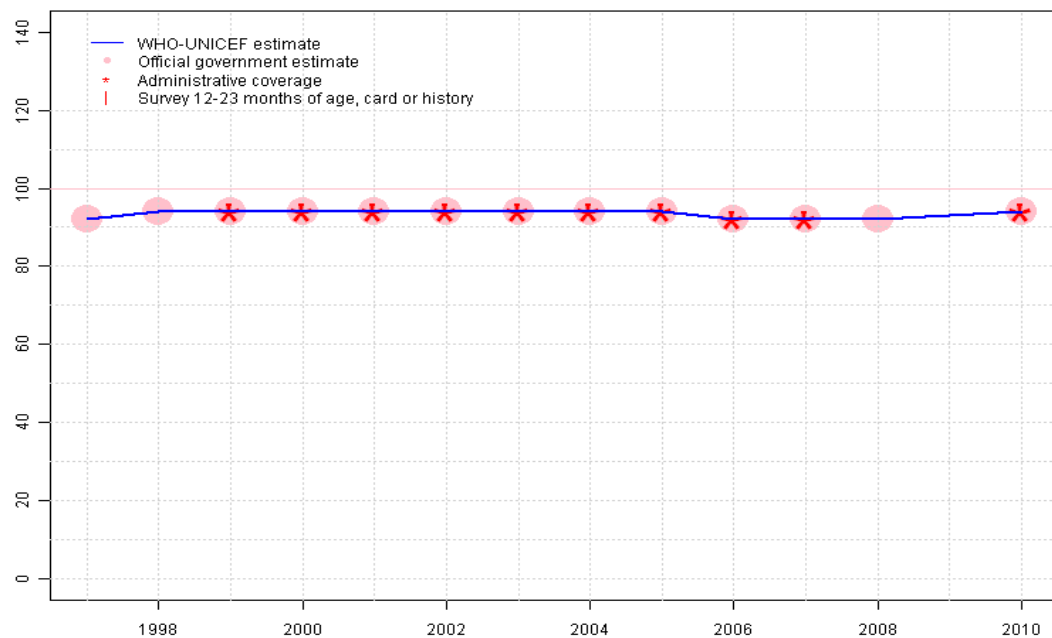
Description:

- 1997: Legacy estimate.
- 1998: No accepted DTP1 data. Estimate based on DTP3 coverage of 94. Current estimate of 98 percent changed from previous revision value of 97 percent.
- 1999: No accepted DTP1 data. Estimate based on DTP3 coverage of 94. Current estimate of 98 percent changed from previous revision value of 97 percent.
- 2000: Estimate based on reported data. Current estimate of 96 percent changed from previous revision value of 97 percent.
- 2001: Estimate based on reported data. Current estimate of 96 percent changed from previous revision value of 97 percent.
- 2002: Estimate based on reported data. Current estimate of 96 percent changed from previous revision value of 97 percent.
- 2003: Estimate based on reported data. Current estimate of 96 percent changed from previous revision value of 97 percent.
- 2004: Estimate based on reported data. Current estimate of 96 percent changed from previous revision value of 97 percent.
- 2005: Estimate based on reported data. Current estimate of 97 percent changed from previous revision value of 98 percent.
- 2006: Estimate based on reported data. Current estimate of 97 percent changed from previous revision value of 98 percent.
- 2007: Estimate based on reported data. Current estimate of 97 percent changed from previous revision value of 98 percent.
- 2008: No accepted DTP1 data. Estimate based on DTP3 coverage of 92. Current estimate of 97 percent changed from previous revision value of 98 percent.
- 2009: Estimate based on interpolation between 2008 and 2010. Current estimate of 96 percent changed from previous revision value of 98 percent.
- 2010: Estimate based on reported data.

	1997	1998	1999	2000	2001	2002	2003	2004	2005	2006	2007	2008	2009	2010
Estimate	97	98	98	96	96	96	96	96	97	97	97	97	96	94
Official	NA	NA	NA	96	96	96	96	96	97	97	97	NA	NA	94
Administrative	NA	NA	NA	96	96	96	96	96	97	97	97	NA	NA	NA
Survey	NA	NA	NA	NA	NA	NA	NA	NA	NA	NA	NA	NA	NA	NA

United Arab Emirates - DTP3

ARE - DTP3



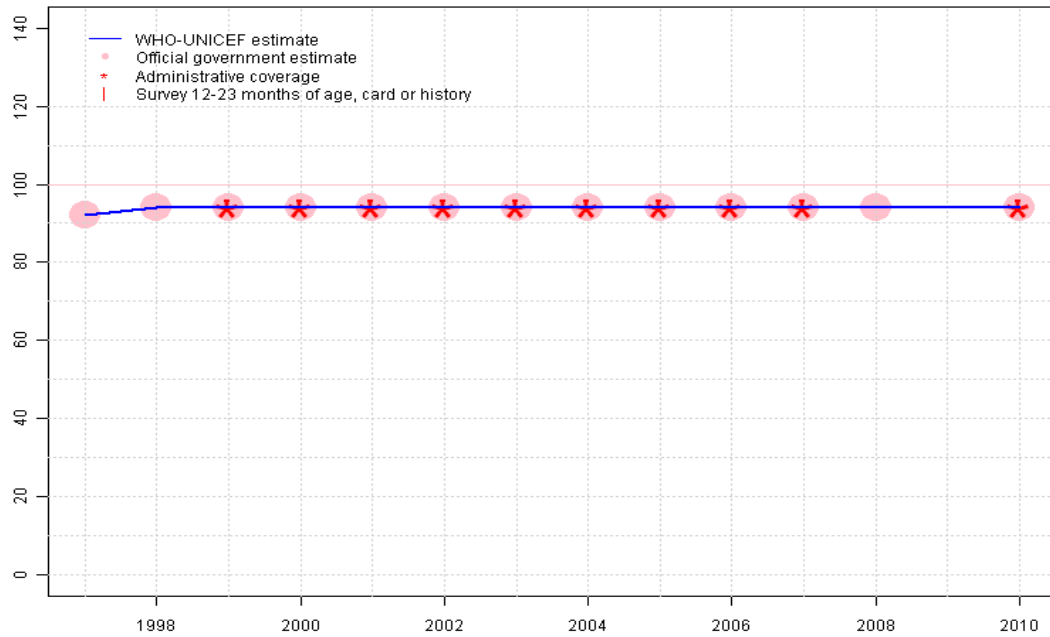
Description:

- 1997: Legacy estimate.
- 1998: Estimate based on reported data.
- 1999: Estimate based on reported data.
- 2000: Estimate based on reported data.
- 2001: Estimate based on reported data.
- 2002: Estimate based on reported data.
- 2003: Estimate based on reported data.
- 2004: Estimate based on reported data.
- 2005: Estimate based on reported data.
- 2006: Estimate based on reported data.
- 2007: Estimate based on reported data.
- 2008: Estimate based on reported data.
- 2009: Estimate based on interpolation between 2008 and 2010. Current estimate of 93 percent changed from previous revision value of 92 percent.
- 2010: Estimate based on reported data.

	1997	1998	1999	2000	2001	2002	2003	2004	2005	2006	2007	2008	2009	2010
Estimate	92	94	94	94	94	94	94	94	94	92	92	92	93	94
Official	92	94	94	94	94	94	94	94	94	92	92	92	NA	94
Administrative	NA	NA	94	94	94	94	94	94	94	92	92	NA	NA	94
Survey	NA	NA	NA	NA	NA	NA	NA	NA	NA	NA	NA	NA	NA	NA

United Arab Emirates - Pol3

ARE - Pol3



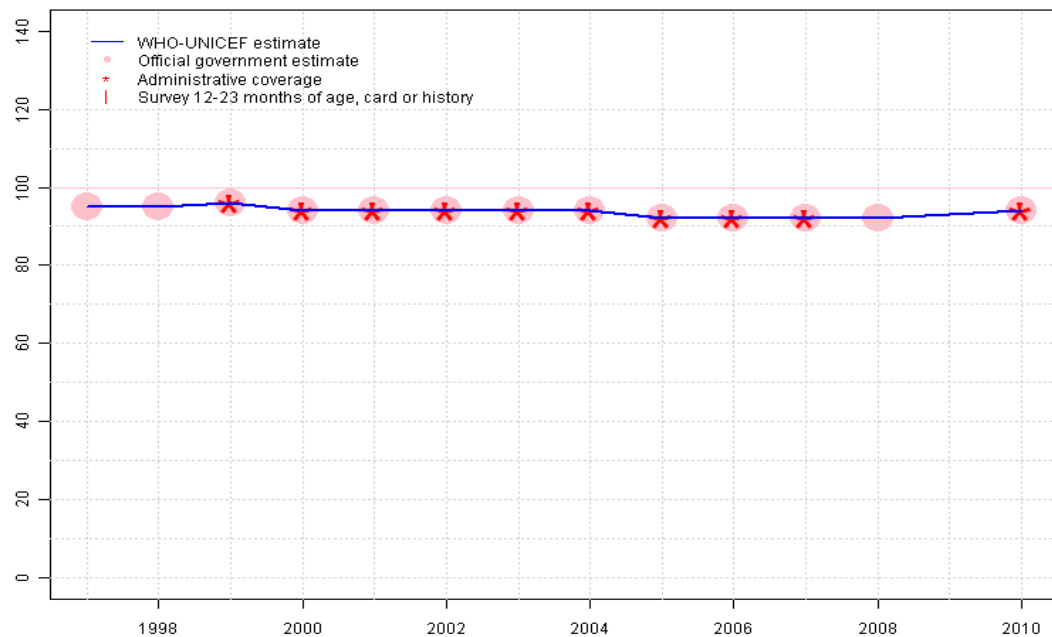
Description:

- 1997: Legacy estimate.
- 1998: Estimate based on reported data.
- 1999: Estimate based on reported data.
- 2000: Estimate based on reported data.
- 2001: Estimate based on reported data.
- 2002: Estimate based on reported data.
- 2003: Estimate based on reported data.
- 2004: Estimate based on reported data.
- 2005: Estimate based on reported data.
- 2006: Estimate based on reported data.
- 2007: Estimate based on reported data.
- 2008: Estimate based on reported data.
- 2009: Estimate based on interpolation between 2008 and 2010.
- 2010: Estimate based on reported data.

	1997	1998	1999	2000	2001	2002	2003	2004	2005	2006	2007	2008	2009	2010
Estimate	92	94	94	94	94	94	94	94	94	94	94	94	94	94
Official	92	94	94	94	94	94	94	94	94	94	94	94	NA	94
Administrative	NA	NA	94	94	94	94	94	94	94	94	94	94	NA	94
Survey	NA	NA	NA	NA	NA	NA	NA	NA	NA	NA	NA	NA	NA	NA

United Arab Emirates - MCV

ARE - MCV



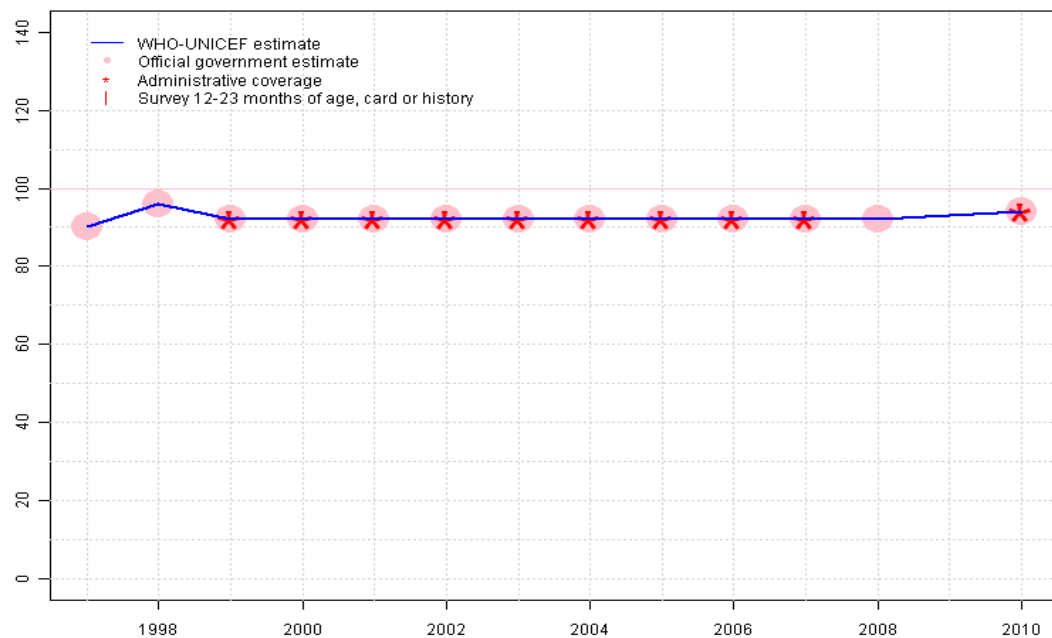
Description:

- 1997: Legacy estimate.
- 1998: Estimate based on reported data.
- 1999: Estimate based on reported data.
- 2000: Estimate based on reported data.
- 2001: Estimate based on reported data.
- 2002: Estimate based on reported data.
- 2003: Estimate based on reported data.
- 2004: Estimate based on reported data.
- 2005: Estimate based on reported data.
- 2006: Estimate based on reported data.
- 2007: Estimate based on reported data.
- 2008: Estimate based on reported data.
- 2009: Estimate based on interpolation between 2008 and 2010. Current estimate of 93 percent changed from previous revision value of 92 percent.
- 2010: Estimate based on reported data.

	1997	1998	1999	2000	2001	2002	2003	2004	2005	2006	2007	2008	2009	2010
Estimate	95	95	96	94	94	94	94	94	92	92	92	92	93	94
Official	95	95	96	94	94	94	94	94	92	92	92	92	NA	94
Administrative	NA	NA	96	94	94	94	94	94	92	92	92	NA	NA	94
Survey	NA	NA	NA	NA	NA	NA	NA	NA	NA	NA	NA	NA	NA	NA

United Arab Emirates - HepB3

ARE - HepB3



Description:

1997: Legacy estimate.

1998: Estimate based on reported data.

1999: Estimate based on reported data.

2000: Estimate based on reported data.

2001: Estimate based on reported data.

2002: Estimate based on reported data.

2003: Estimate based on reported data.

2004: Estimate based on reported data.

2005: Estimate based on reported data.

2006: Estimate based on reported data.

2007: Estimate based on reported data.

2008: Estimate based on reported data.

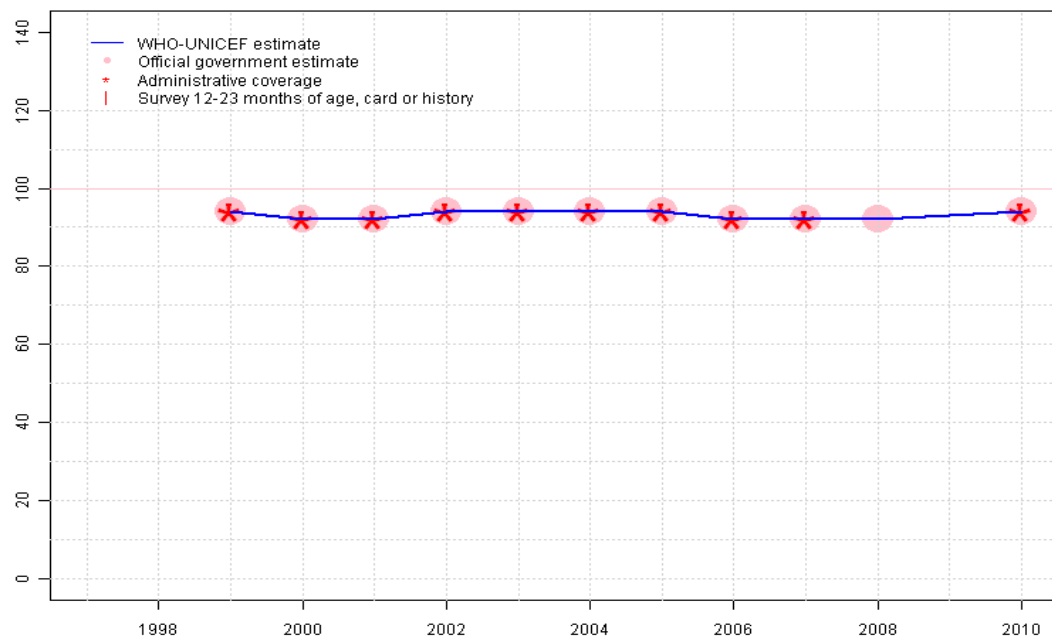
2009: Estimate based on interpolation between 2008 and 2010. Current estimate of 93 percent changed from previous revision value of 92 percent.

2010: Estimate based on reported data.

	1997	1998	1999	2000	2001	2002	2003	2004	2005	2006	2007	2008	2009	2010
Estimate	90	96	92	92	92	92	92	92	92	92	92	92	93	94
Official	90	96	92	92	92	92	92	92	92	92	92	92	NA	94
Administrative	NA	NA	92	92	92	92	92	92	92	92	92	NA	NA	94
Survey	NA	NA	NA	NA	NA	NA	NA	NA	NA	NA	NA	NA	NA	NA

United Arab Emirates - Hib3

ARE - Hib3



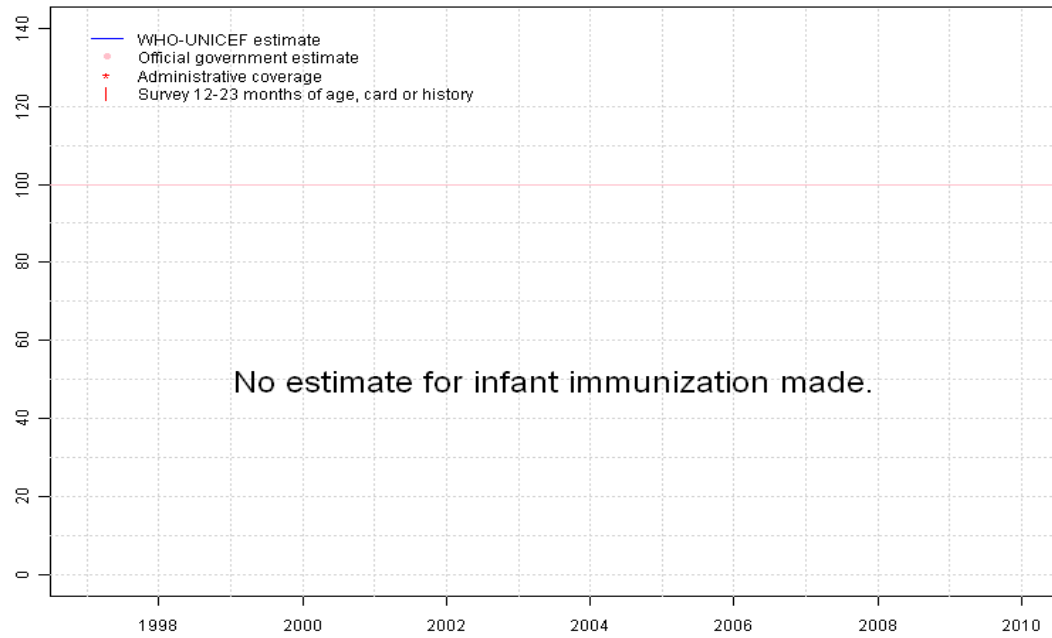
Description:

- 1999: Estimate based on reported data. Hib introduced in 1999
- 2000: Estimate based on reported data.
- 2001: Estimate based on reported data.
- 2002: Estimate based on reported data.
- 2003: Estimate based on reported data.
- 2004: Estimate based on reported data.
- 2005: Estimate based on reported data.
- 2006: Estimate based on reported data.
- 2007: Estimate based on reported data.
- 2008: Estimate based on reported data.
- 2009: Estimate based on interpolation between 2008 and 2010. Current estimate of 93 percent changed from previous revision value of 92 percent.
- 2010: Estimate based on reported data.

	1997	1998	1999	2000	2001	2002	2003	2004	2005	2006	2007	2008	2009	2010
Estimate	NA	NA	94	92	92	94	94	94	94	92	92	92	93	94
Official	NA	NA	94	92	92	94	94	94	94	92	92	92	NA	94
Administrative	NA	NA	94	92	92	94	94	94	94	92	92	NA	NA	94
Survey	NA	NA	NA	NA	NA	NA	NA	NA	NA	NA	NA	NA	NA	NA

United Arab Emirates - RotaC

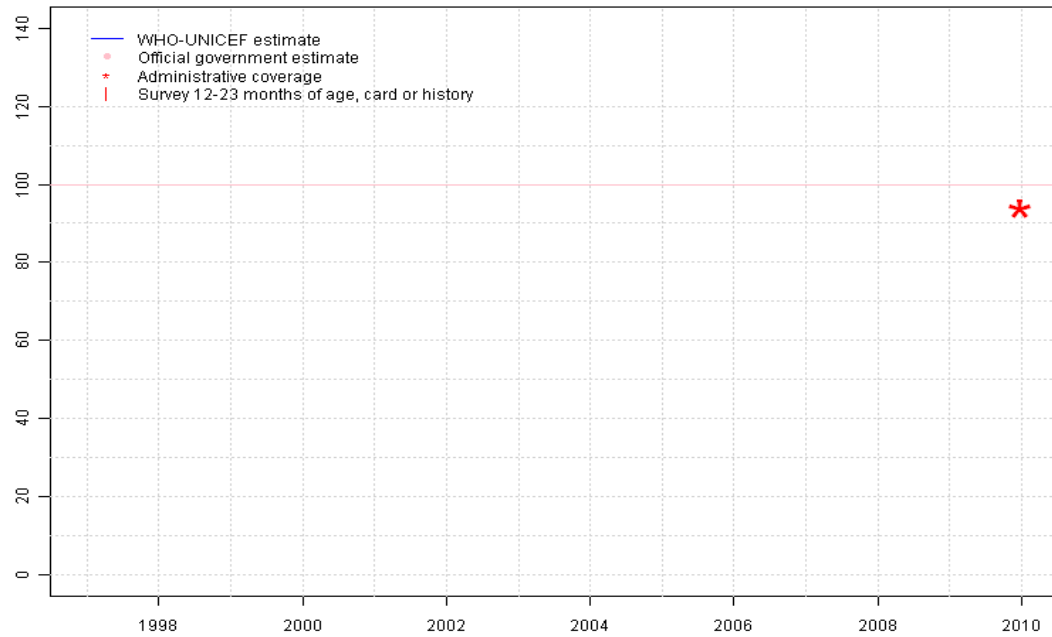
ARE - RotaC



	1997	1998	1999	2000	2001	2002	2003	2004	2005	2006	2007	2008	2009	2010
Estimate	NA	NA	NA	NA	NA	NA	NA	NA	NA	NA	NA	NA	NA	NA
Official	NA	NA	NA	NA	NA	NA	NA	NA	NA	NA	NA	NA	NA	NA
Administrative	NA	NA	NA	NA	NA	NA	NA	NA	NA	NA	NA	NA	NA	NA
Survey	NA	NA	NA	NA	NA	NA	NA	NA	NA	NA	NA	NA	NA	NA

United Arab Emirates - PcV3

ARE - PcV3



Description:

2010: Estimate based on reported data.

	1997	1998	1999	2000	2001	2002	2003	2004	2005	2006	2007	2008	2009	2010
Estimate	NA	NA	NA	NA	NA	NA	NA	NA	NA	NA	NA	NA	NA	94
Official	NA	NA	NA	NA	NA	NA	NA	NA	NA	NA	NA	NA	NA	NA
Administrative	NA	NA	NA	NA	NA	NA	NA	NA	NA	NA	NA	NA	NA	94
Survey	NA	NA	NA	NA	NA	NA	NA	NA	NA	NA	NA	NA	NA	NA

Further information and estimates for 1980-1996 are available at:

http://www.childinfo.org/immunization_countryreports.html

http://www.who.int/immunization_monitoring/routine/immunization_coverage/en/index4.html