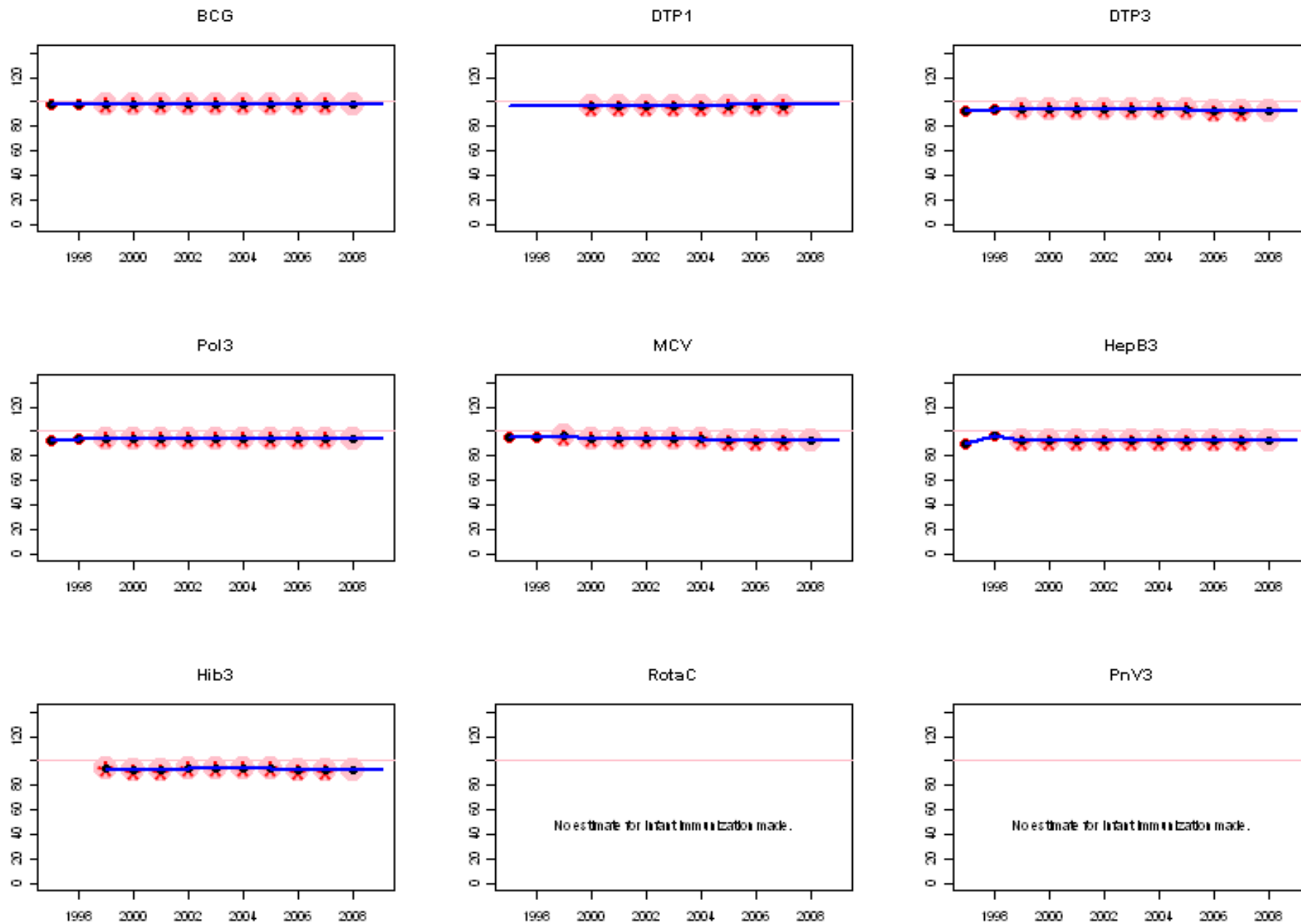
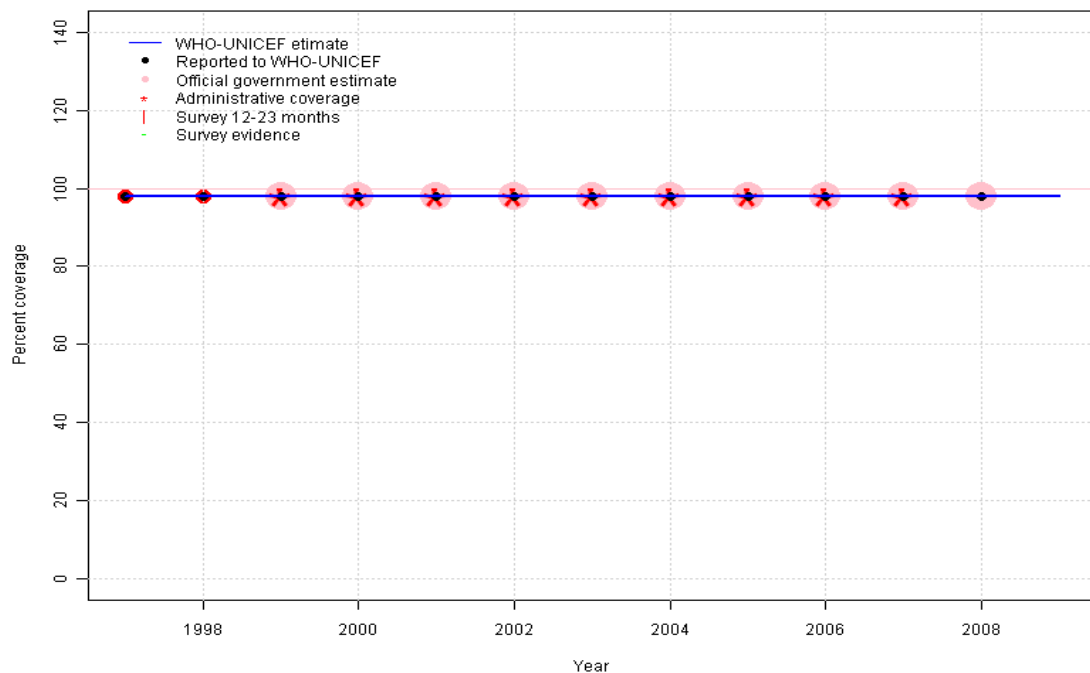


United Arab Emirates: WHO and UNICEF estimates of immunization coverage, 1997 - 2009



United Arab Emirates - BCG

ARE - BCG



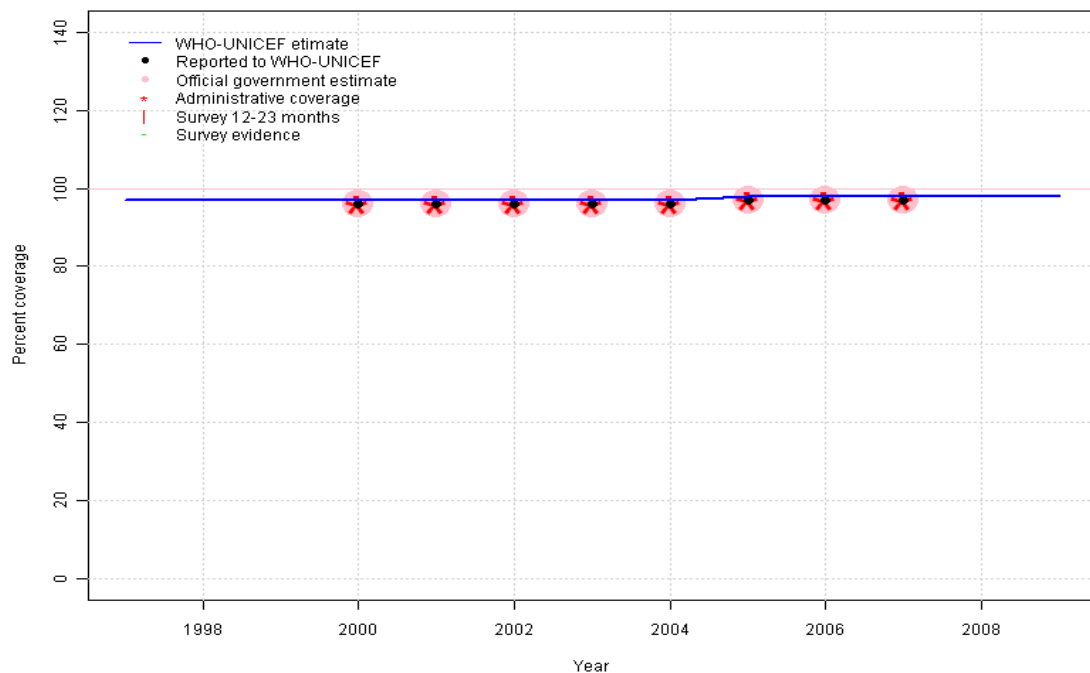
Description:

- 1997: Legacy estimate.
- 1998: Estimate based on reported data.
- 1999: Estimate based on reported data.
- 2000: Estimate based on reported data.
- 2001: Estimate based on reported data.
- 2002: Estimate based on reported data.
- 2003: Estimate based on reported data.
- 2004: Estimate based on reported data.
- 2005: Estimate based on reported data.
- 2006: Estimate based on reported data.
- 2007: Estimate based on reported data.
- 2008: Estimate based on reported data.
- 2009: Estimate based on trend in reported data. Missing or ignored reported value estimated by extrapolation from 2008 reported value of 98 percent.

	1997	1998	1999	2000	2001	2002	2003	2004	2005	2006	2007	2008	2009
Estimate	98	98	98	98	98	98	98	98	98	98	98	98	98
Reported	98	98	98	98	98	98	98	98	98	98	98	98	NA
Official	NA	NA	98	98	98	98	98	98	98	98	98	98	NA
Administrative	NA	NA	98	98	98	98	98	98	98	98	98	NA	NA
Survey	NA	NA	NA	NA	NA	NA	NA	NA	NA	NA	NA	NA	NA

United Arab Emirates - DTP1

ARE - DTP1



	1997	1998	1999	2000	2001	2002	2003	2004	2005	2006	2007	2008	2009
Estimate	97	97	97	97	97	97	97	97	98	98	98	98	98
Reported	NA	NA	NA	96	96	96	96	96	97	97	97	NA	NA
Official	NA	NA	NA	96	96	96	96	96	97	97	97	NA	NA
Administrative	NA	NA	NA	96	96	96	96	96	97	97	97	NA	NA
Survey	NA	NA	NA	NA	NA	NA	NA	NA	NA	NA	NA	NA	NA

Description:

1997: Legacy estimate.

1998: Estimate calibrated to 1997 level (97 percent) and reported coverage (96 percent).

1999: Estimate calibrated to 1997 level (97 percent) and reported coverage (96 percent).

2000: Estimate calibrated to 1997 level (97 percent) and reported coverage (96 percent).

2001: Estimate calibrated to 1997 level (97 percent) and reported coverage (96 percent).

2002: Estimate calibrated to 1997 level (97 percent) and reported coverage (96 percent).

2003: Estimate calibrated to 1997 level (97 percent) and reported coverage (96 percent).

2004: Estimate calibrated to 1997 level (97 percent) and reported coverage (96 percent).

2005: Estimate calibrated to 1997 level (97 percent) and reported coverage (97 percent).

2006: Estimate calibrated to 1997 level (97 percent) and reported coverage (97 percent).

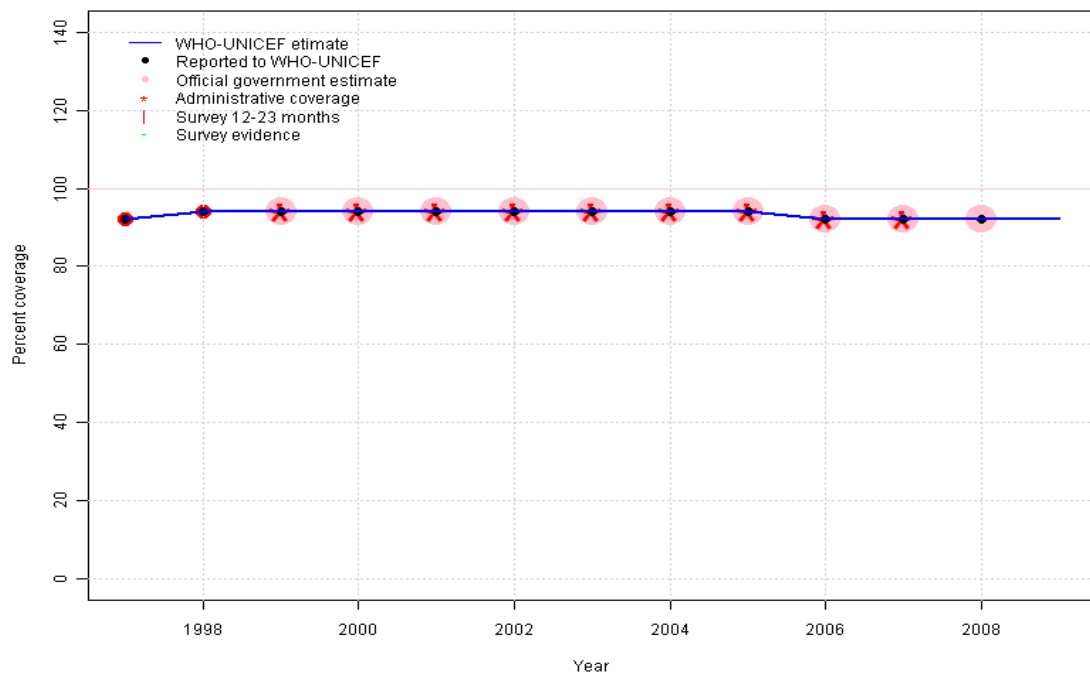
2007: Estimate calibrated to 1997 level (97 percent) and reported coverage (97 percent).

2008: Estimate calibrated to 1997 level (97 percent) and reported coverage (97 percent).

2009: Estimate calibrated to 1997 level (97 percent) and reported coverage (97 percent).

United Arab Emirates - DTP3

ARE - DTP3



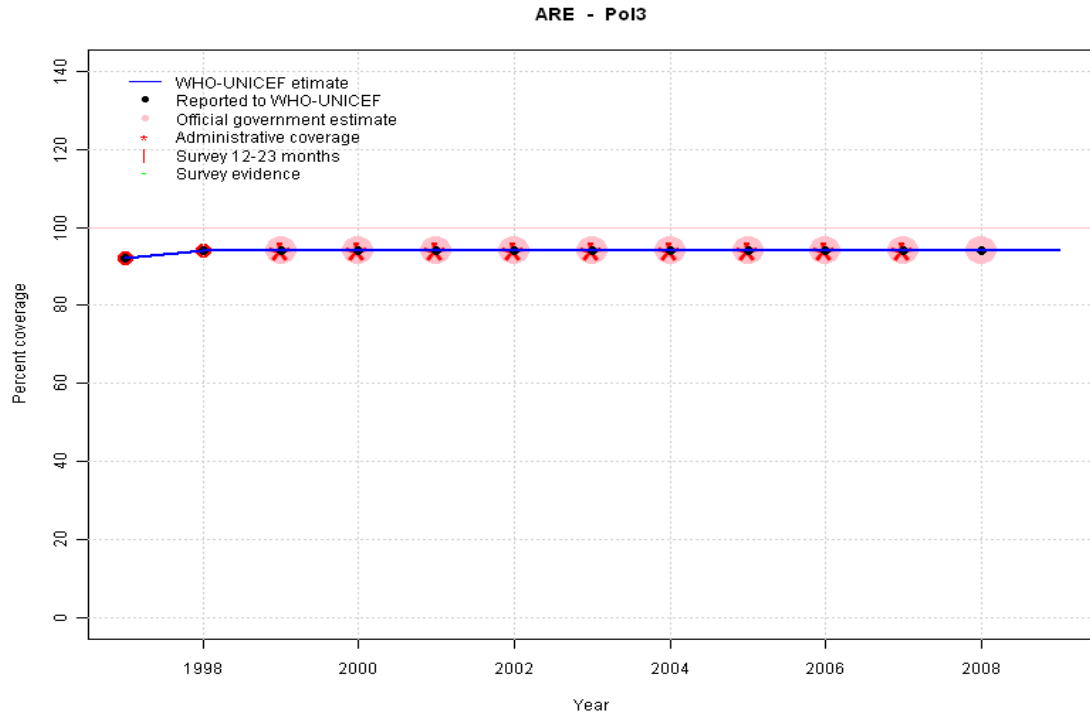
Description:

- 1997: Legacy estimate.
- 1998: Estimate based on reported data.
- 1999: Estimate based on reported data.
- 2000: Estimate based on reported data.
- 2001: Estimate based on reported data.
- 2002: Estimate based on reported data.
- 2003: Estimate based on reported data.
- 2004: Estimate based on reported data.
- 2005: Estimate based on reported data.
- 2006: Estimate based on reported data.
- 2007: Estimate based on reported data.
- 2008: Estimate based on reported data.
- 2009: Estimate based on trend in reported data. Missing or ignored reported value estimated by extrapolation from 2008 reported value of 92 percent.

	1997	1998	1999	2000	2001	2002	2003	2004	2005	2006	2007	2008	2009
Estimate	92	94	94	94	94	94	94	94	94	92	92	92	92
Reported	92	94	94	94	94	94	94	94	94	92	92	92	NA
Official	NA	NA	94	94	94	94	94	94	94	92	92	92	NA
Administrative	NA	NA	94	94	94	94	94	94	94	92	92	NA	NA
Survey	NA	NA	NA	NA	NA	NA	NA	NA	NA	NA	NA	NA	NA

United Arab Emirates - Pol3

Description:

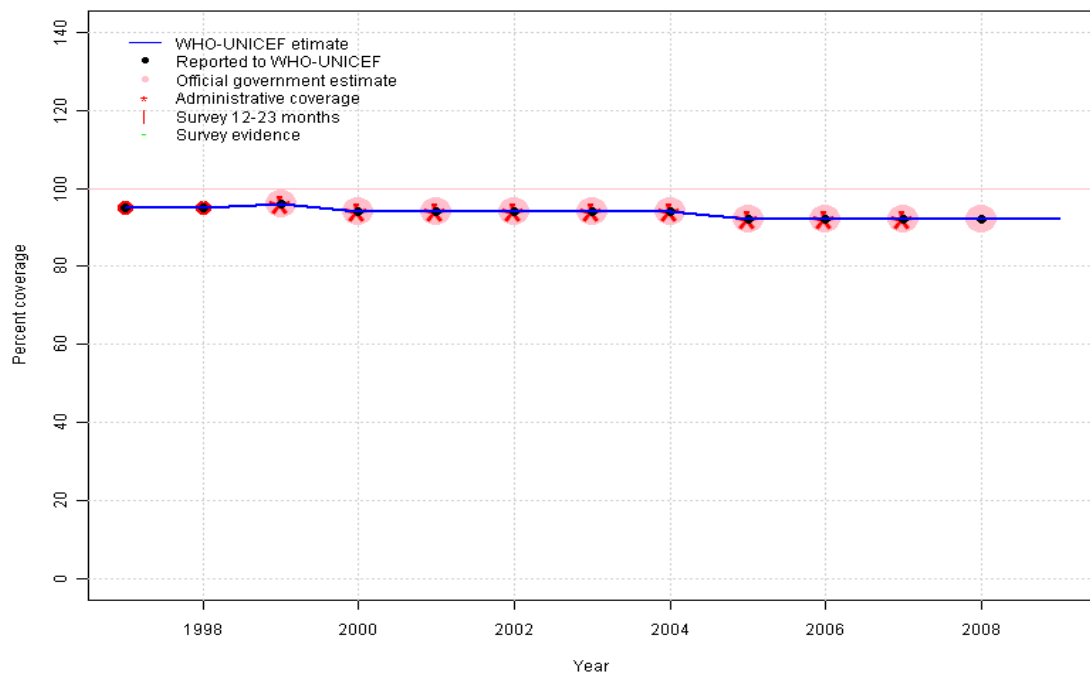


- 1997: Legacy estimate.
- 1998: Estimate based on reported data.
- 1999: Estimate based on reported data.
- 2000: Estimate based on reported data.
- 2001: Estimate based on reported data.
- 2002: Estimate based on reported data.
- 2003: Estimate based on reported data.
- 2004: Estimate based on reported data.
- 2005: Estimate based on reported data.
- 2006: Estimate based on reported data.
- 2007: Estimate based on reported data.
- 2008: Estimate based on reported data.
- 2009: Estimate based on trend in reported data. Missing or ignored reported value estimated by extrapolation from 2008 reported value of 94 percent.

	1997	1998	1999	2000	2001	2002	2003	2004	2005	2006	2007	2008	2009
Estimate	92	94	94	94	94	94	94	94	94	94	94	94	94
Reported	92	94	94	94	94	94	94	94	94	94	94	94	NA
Official	NA	NA	94	94	94	94	94	94	94	94	94	94	NA
Administrative	NA	NA	94	94	94	94	94	94	94	94	94	NA	NA
Survey	NA	NA	NA	NA	NA	NA	NA	NA	NA	NA	NA	NA	NA

United Arab Emirates - MCV

ARE - MCV



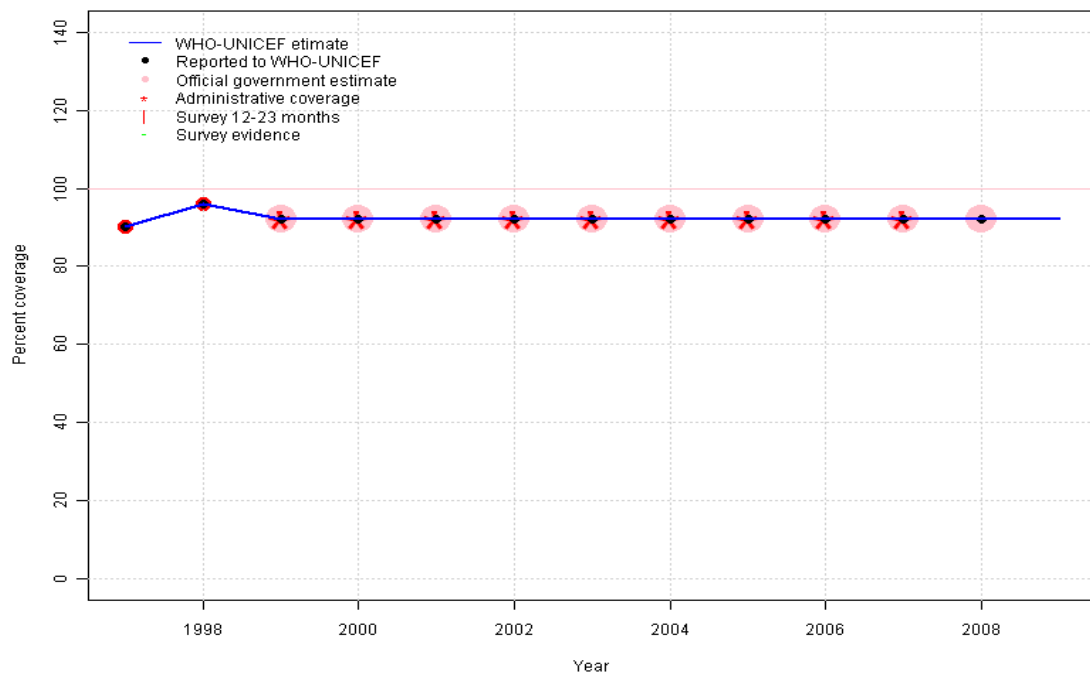
Description:

- 1997: Legacy estimate.
- 1998: Estimate based on reported data.
- 1999: Estimate based on reported data.
- 2000: Estimate based on reported data.
- 2001: Estimate based on reported data.
- 2002: Estimate based on reported data.
- 2003: Estimate based on reported data.
- 2004: Estimate based on reported data.
- 2005: Estimate based on reported data.
- 2006: Estimate based on reported data.
- 2007: Estimate based on reported data.
- 2008: Estimate based on reported data.
- 2009: Estimate based on trend in reported data. Missing or ignored reported value estimated by extrapolation from 2008 reported value of 92 percent.

	1997	1998	1999	2000	2001	2002	2003	2004	2005	2006	2007	2008	2009
Estimate	95	95	96	94	94	94	94	94	92	92	92	92	92
Reported	95	95	96	94	94	94	94	94	92	92	92	92	NA
Official	NA	NA	96	94	94	94	94	94	92	92	92	92	NA
Administrative	NA	NA	96	94	94	94	94	94	92	92	92	NA	NA
Survey	NA	NA	NA	NA	NA	NA	NA	NA	NA	NA	NA	NA	NA

United Arab Emirates - HepB3

ARE - HepB3



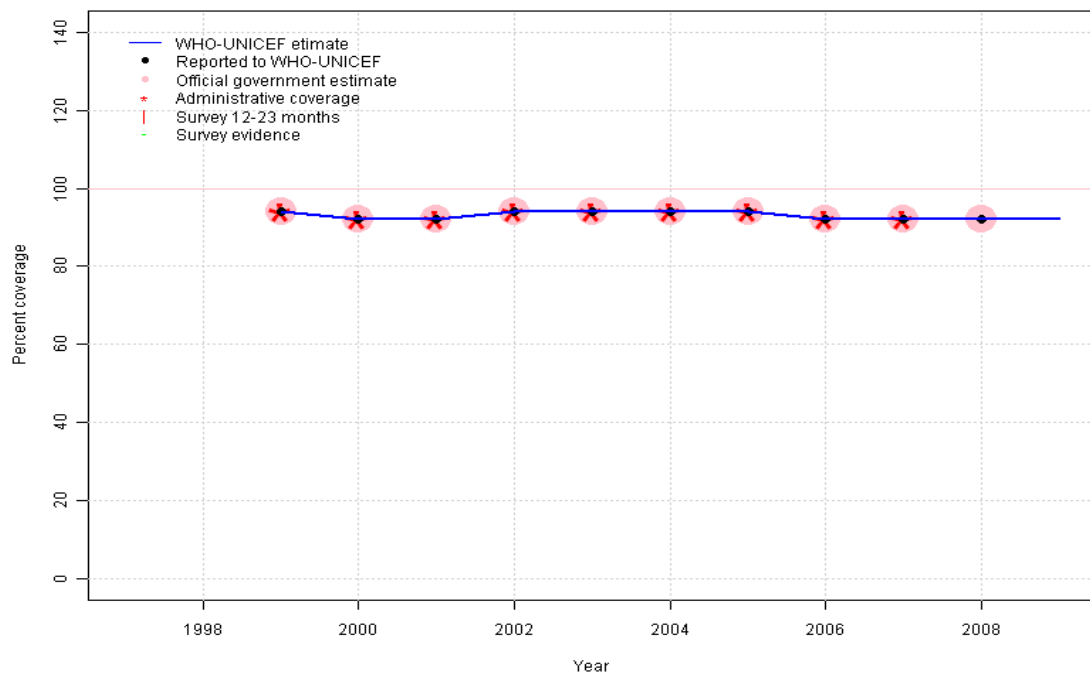
Description:

- 1997: Legacy estimate.
- 1998: Estimate based on reported data.
- 1999: Estimate based on reported data.
- 2000: Estimate based on reported data.
- 2001: Estimate based on reported data.
- 2002: Estimate based on reported data.
- 2003: Estimate based on reported data.
- 2004: Estimate based on reported data.
- 2005: Estimate based on reported data.
- 2006: Estimate based on reported data.
- 2007: Estimate based on reported data.
- 2008: Estimate based on reported data.
- 2009: Estimate based on trend in reported data. Missing or ignored reported value estimated by extrapolation from 2008 reported value of 92 percent.

	1997	1998	1999	2000	2001	2002	2003	2004	2005	2006	2007	2008	2009
Estimate	90	96	92	92	92	92	92	92	92	92	92	92	92
Reported	90	96	92	92	92	92	92	92	92	92	92	92	NA
Official	NA	NA	92	92	92	92	92	92	92	92	92	92	NA
Administrative	NA	NA	92	92	92	92	92	92	92	92	92	NA	NA
Survey	NA	NA	NA	NA	NA	NA	NA	NA	NA	NA	NA	NA	NA

United Arab Emirates - Hib3

ARE - Hib3

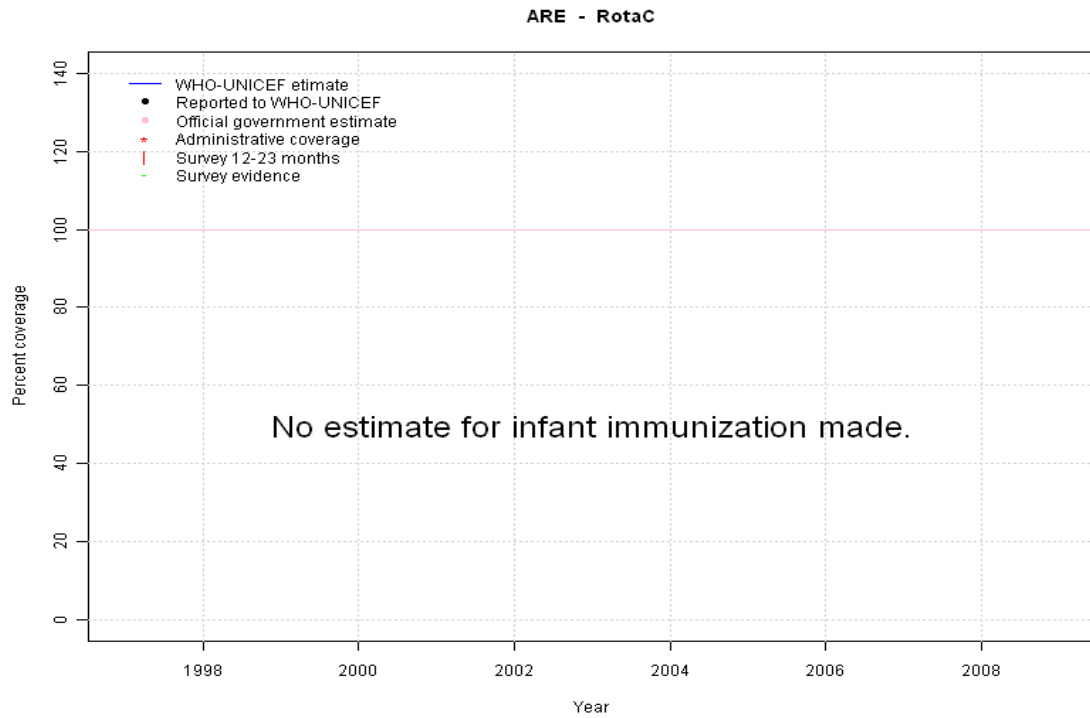


	1997	1998	1999	2000	2001	2002	2003	2004	2005	2006	2007	2008	2009
Estimate	NA	NA	94	92	92	94	94	94	94	92	92	92	92
Reported	NA	NA	94	92	92	94	94	94	94	92	92	92	NA
Official	NA	NA	94	92	92	94	94	94	94	92	92	92	NA
Administrative	NA	NA	94	92	92	94	94	94	94	92	92	NA	NA
Survey	NA	NA	NA	NA	NA	NA	NA	NA	NA	NA	NA	NA	NA

Description:

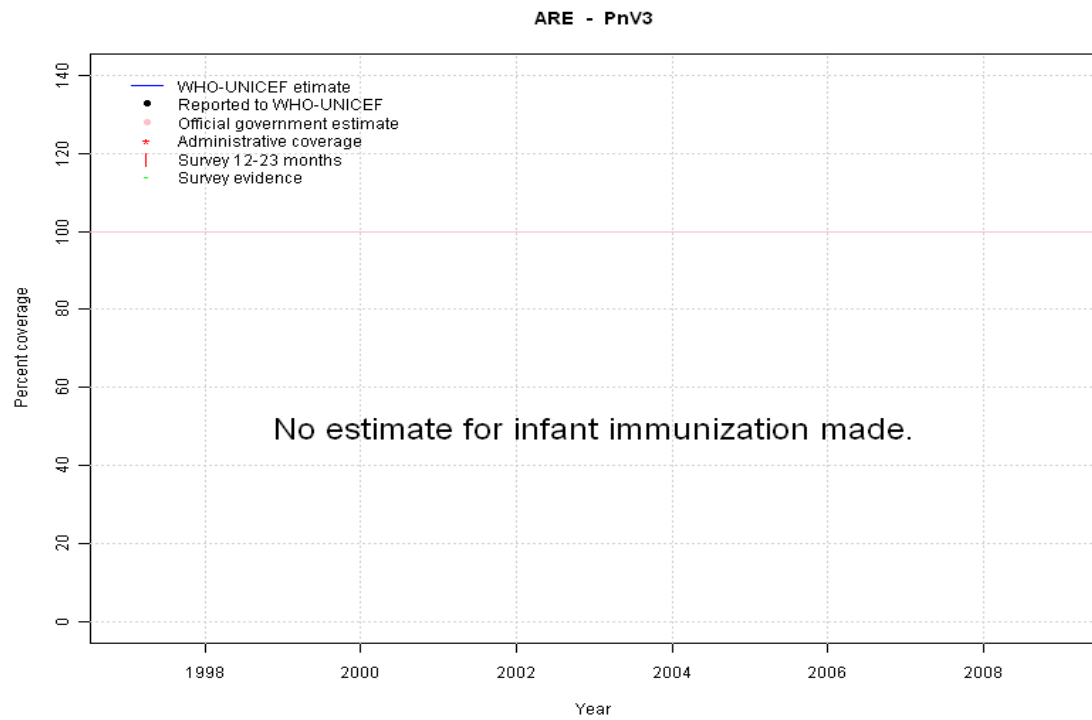
- 1999: Estimate based on reported data. Hib introduced in 1999
- 2000: Estimate based on reported data.
- 2001: Estimate based on reported data.
- 2002: Estimate based on reported data.
- 2003: Estimate based on reported data.
- 2004: Estimate based on reported data.
- 2005: Estimate based on reported data.
- 2006: Estimate based on reported data.
- 2007: Estimate based on reported data.
- 2008: Estimate based on reported data.
- 2009: Estimate based on reported data. Missing or ignored reported value estimated by extrapolation from 2008 reported value of 92 percent.

United Arab Emirates - RotaC



	1997	1998	1999	2000	2001	2002	2003	2004	2005	2006	2007	2008	2009
Estimate	NA	NA	NA	NA	NA	NA	NA	NA	NA	NA	NA	NA	NA
Reported	NA	NA	NA	NA	NA	NA	NA	NA	NA	NA	NA	NA	NA
Official	NA	NA	NA	NA	NA	NA	NA	NA	NA	NA	NA	NA	NA
Administrative	NA	NA	NA	NA	NA	NA	NA	NA	NA	NA	NA	NA	NA
Survey	NA	NA	NA	NA	NA	NA	NA	NA	NA	NA	NA	NA	NA

United Arab Emirates - PnV3



	1997	1998	1999	2000	2001	2002	2003	2004	2005	2006	2007	2008	2009
Estimate	NA	NA	NA	NA	NA	NA	NA	NA	NA	NA	NA	NA	NA
Reported	NA	NA	NA	NA	NA	NA	NA	NA	NA	NA	NA	NA	NA
Official	NA	NA	NA	NA	NA	NA	NA	NA	NA	NA	NA	NA	NA
Administrative	NA	NA	NA	NA	NA	NA	NA	NA	NA	NA	NA	NA	NA
Survey	NA	NA	NA	NA	NA	NA	NA	NA	NA	NA	NA	NA	NA

Further information and estimates for 1980-1996 are available at:

http://www.childinfo.org/immunization_countryreports.html

http://www.who.int/immunization_monitoring/routine/immunization_coverage/en/index4.html