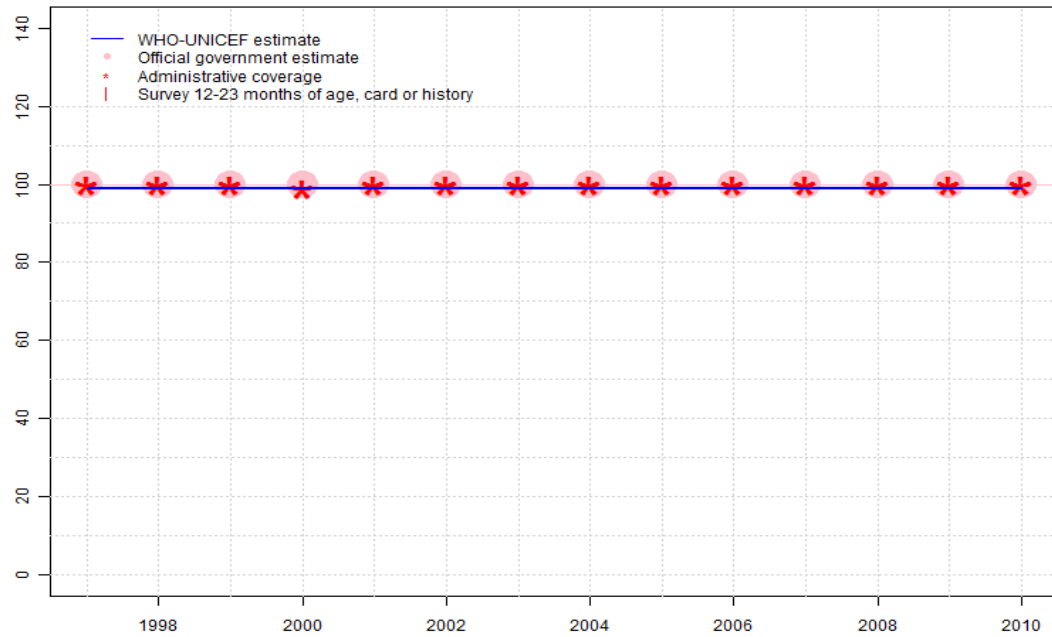


Tuvalu - BCG

TUV - BCG



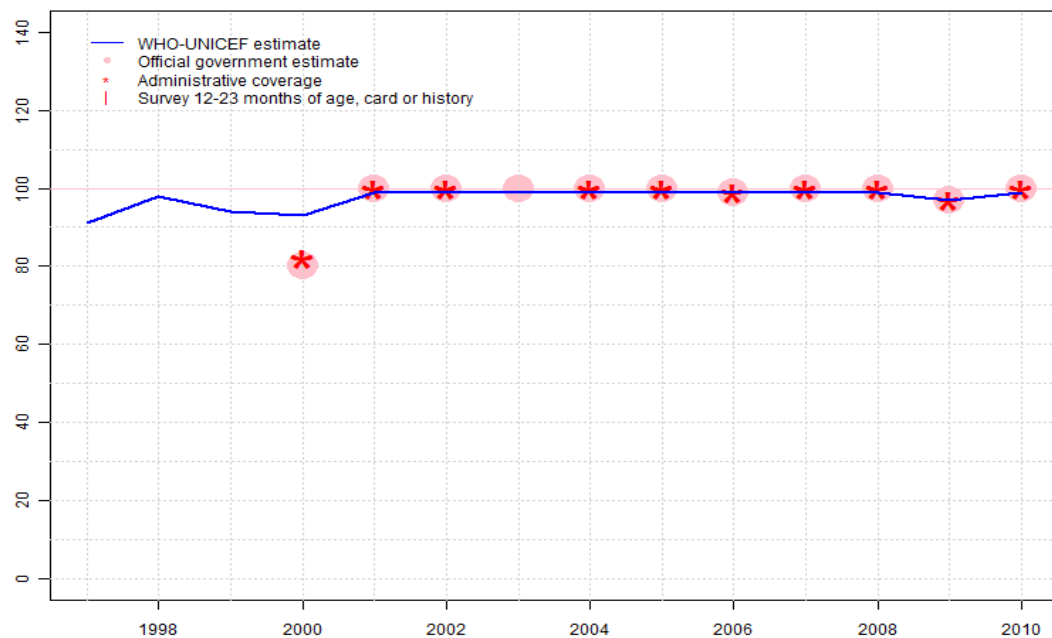
Description:

1997: Legacy estimate.
 1998: Reported data 100 percent calibrated to 1997 levels.
 1999: Reported data 100 percent calibrated to 1997 levels.
 2000: Reported data 100 percent calibrated to 1997 levels.
 2001: Reported data 100 percent calibrated to 1997 levels.
 2002: Reported data 100 percent calibrated to 1997 levels.
 2003: Reported data 100 percent calibrated to 1997 levels.
 2004: Reported data 100 percent calibrated to 1997 levels.
 2005: Reported data 100 percent calibrated to 1997 levels.
 2006: Reported data 100 percent calibrated to 1997 levels.
 2007: Reported data 100 percent calibrated to 1997 levels.
 2008: Reported data 100 percent calibrated to 1997 levels.
 2009: Reported data 100 percent calibrated to 1997 levels.
 2010: Reported data 100 percent calibrated to 1997 levels.

	1997	1998	1999	2000	2001	2002	2003	2004	2005	2006	2007	2008	2009	2010
Estimate	99	99	99	99	99	99	99	99	99	99	99	99	99	99
Official	100	100	100	100	100	100	100	100	100	100	100	100	100	100
Administrative	100	100	100	99	100	100	100	100	100	100	100	100	100	100
Survey	NA	NA	NA	NA	NA	NA	NA	NA	NA	NA	NA	NA	NA	NA

Tuvalu - DTP1

TUV - DTP1



	1997	1998	1999	2000	2001	2002	2003	2004	2005	2006	2007	2008	2009	2010
Estimate	91	98	94	93	99	99	99	99	99	99	99	99	97	99
Official	NA	NA	NA	80	100	100	100	100	100	99	100	100	97	100
Administrative	NA	NA	NA	82	100	100	NA	100	100	99	100	100	97	100
Survey	NA	NA	NA	NA	NA	NA	NA	NA	NA	NA	NA	NA	NA	NA

Description:

1997: Legacy estimate.

1998: No DTP1 data. Estimate based on DTP3 coverage of 94. Current estimate of 98 percent changed from previous revision value of 97 percent.

1999: No DTP1 data. Estimate based on DTP3 coverage of 83. Current estimate of 94 percent changed from previous revision value of 91 percent.

2000: DTP1 coverage estimated based on DTP3 coverage of 82. Current estimate of 93 percent changed from previous revision value of 91 percent.

2001: Estimate based on reported data.

2002: Estimate based on reported data.

2003: Estimate based on reported data.

2004: Estimate based on reported data.

2005: Estimate based on reported data.

2006: Estimate based on reported data.

2007: Estimate based on reported data.

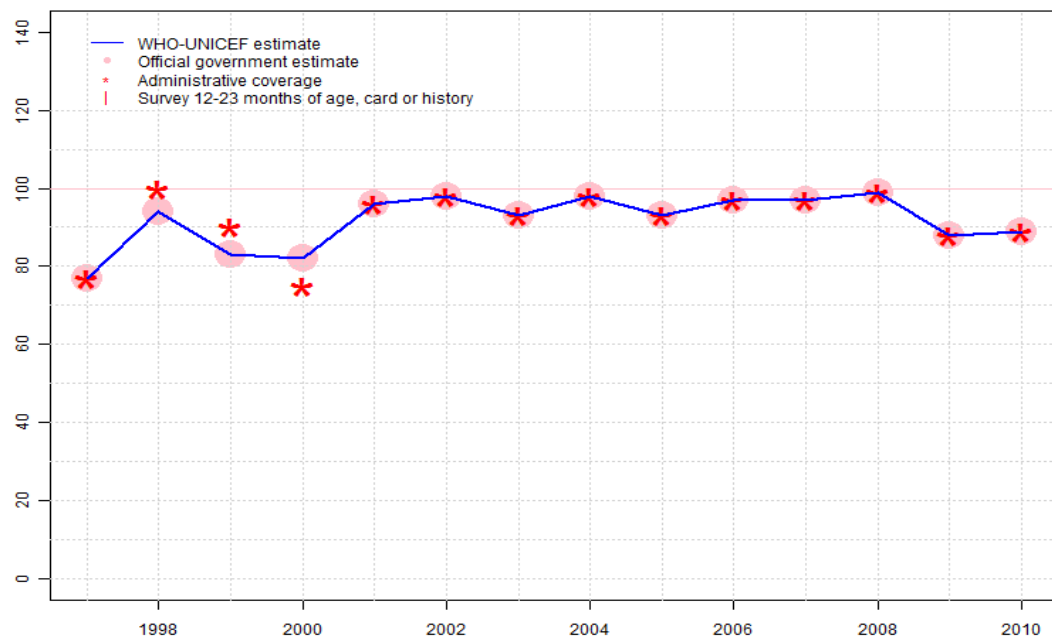
2008: Estimate based on reported data.

2009: Estimate based on reported data. Current estimate of 97 percent changed from previous revision value of 99 percent.

2010: Estimate based on reported data.

Tuvalu - DTP3

TUV - DTP3



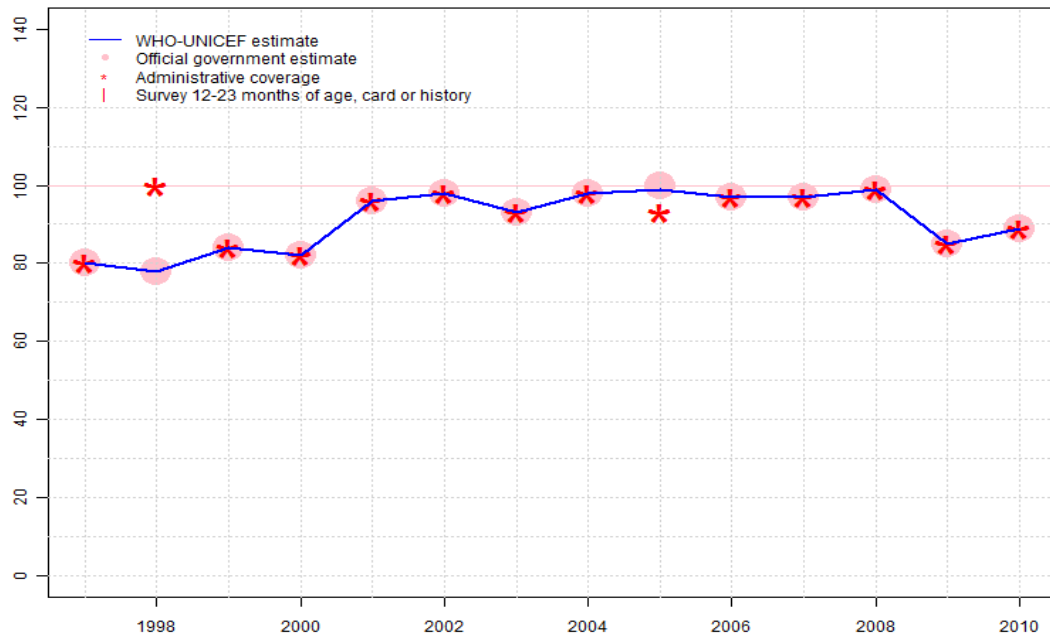
Description:

- 1997: Legacy estimate.
- 1998: Estimate based on reported data.
- 1999: Estimate based on reported data.
- 2000: Estimate based on reported data.
- 2001: Estimate based on reported data.
- 2002: Estimate based on reported data.
- 2003: Estimate based on reported data.
- 2004: Estimate based on reported data.
- 2005: Estimate based on reported data.
- 2006: Estimate based on reported data.
- 2007: Estimate based on reported data.
- 2008: na
- 2009: Estimate based on reported data. Current estimate of 88 percent changed from previous revision value of 89 percent.
- 2010: Estimate based on reported data.

	1997	1998	1999	2000	2001	2002	2003	2004	2005	2006	2007	2008	2009	2010
Estimate	77	94	83	82	96	98	93	98	93	97	97	99	88	89
Official	77	94	83	82	96	98	93	98	93	97	97	99	88	89
Administrative	77	100	90	75	96	98	93	98	93	97	97	99	88	89
Survey	NA	NA	NA	NA	NA	NA	NA	NA	NA	NA	NA	NA	NA	NA

Tuvalu - Pol3

TUV - Pol3



Description:

1997: Legacy estimate.

1998: Estimate based on reported data.

1999: Estimate based on reported data.

2000: Estimate based on reported data.

2001: Estimate based on reported data.

2002: Estimate based on reported data.

2003: Estimate based on reported data.

2004: Estimate based on reported data.

2005: Estimate based on reported data.

2006: Estimate based on reported data.

2007: Estimate based on reported data.

2008: Estimate based on reported data.

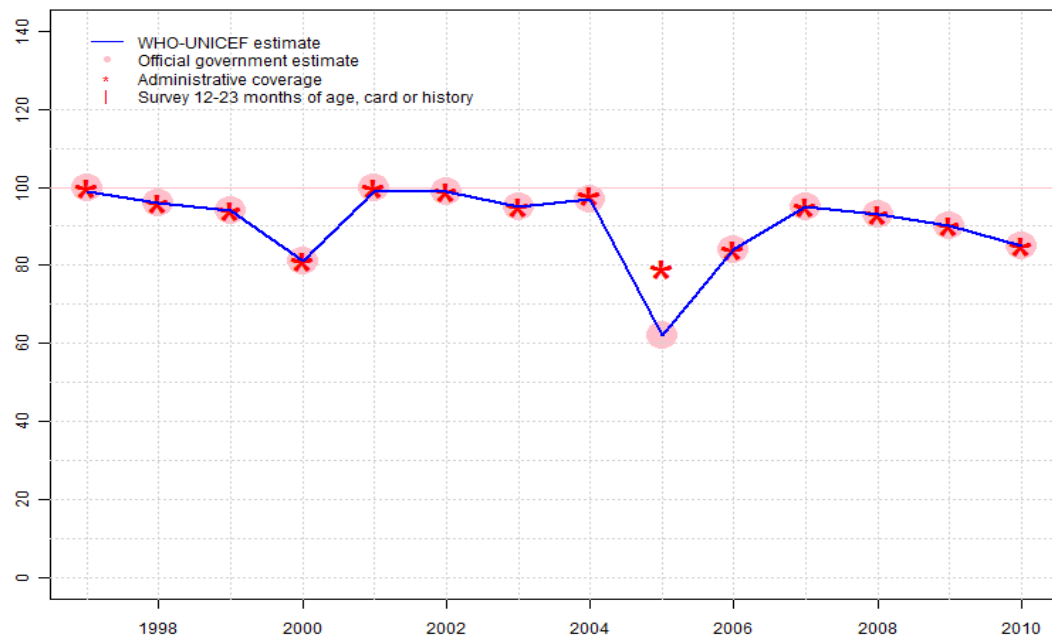
2009: Estimate based on reported data. Current estimate of 85 percent changed from previous revision value of 99 percent.

2010: Estimate based on reported data.

	1997	1998	1999	2000	2001	2002	2003	2004	2005	2006	2007	2008	2009	2010
Estimate	80	78	84	82	96	98	93	98	99	97	97	99	85	89
Official	80	78	84	82	96	98	93	98	100	97	97	99	85	89
Administrative	80	100	84	82	96	98	93	98	93	97	97	99	85	89
Survey	NA	NA	NA	NA	NA	NA	NA	NA	NA	NA	NA	NA	NA	NA

Tuvalu - MCV

TUV - MCV



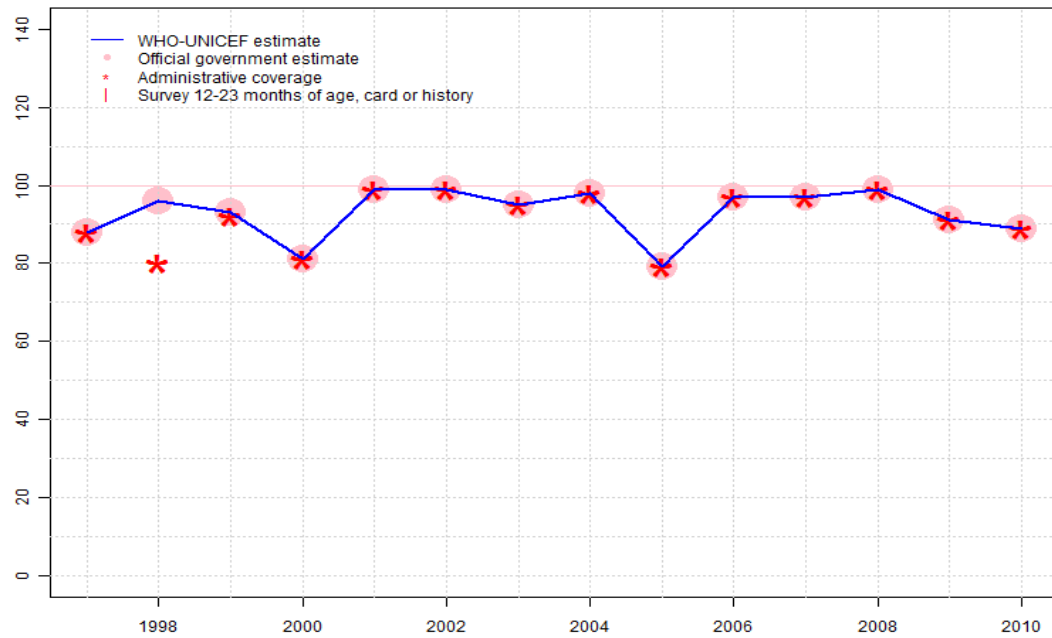
Description:

- 1997: Legacy estimate.
- 1998: Estimate based on reported data.
- 1999: Estimate based on reported data.
- 2000: Estimate based on reported data.
- 2001: Estimate based on reported data.
- 2002: Estimate based on reported data.
- 2003: Estimate based on reported data.
- 2004: Estimate based on reported data.
- 2005: Estimate based on reported data.
- 2006: Estimate based on reported data.
- 2007: Estimate based on reported data.
- 2008: Estimate based on reported data.
- 2009: Estimate based on reported data.
- 2010: Estimate based on reported data.

	1997	1998	1999	2000	2001	2002	2003	2004	2005	2006	2007	2008	2009	2010
Estimate	99	96	94	81	99	99	95	97	62	84	95	93	90	85
Official	100	96	94	81	100	99	95	97	62	84	95	93	90	85
Administrative	100	96	94	81	100	99	95	98	79	84	95	93	90	85
Survey	NA	NA	NA	NA	NA	NA	NA	NA	NA	NA	NA	NA	NA	NA

Tuvalu - HepB3

TUV - HepB3



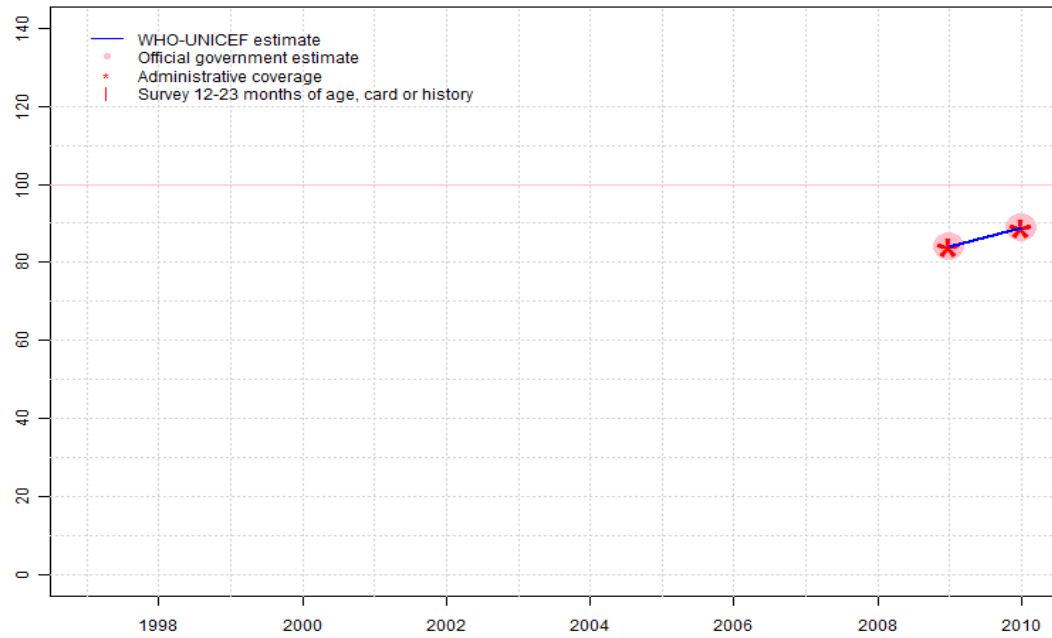
Description:

- 1997: Legacy estimate.
- 1998: Estimate based on reported data.
- 1999: Estimate based on reported data.
- 2000: Estimate based on reported data.
- 2001: Estimate based on reported data.
- 2002: Estimate based on reported data.
- 2003: Estimate based on reported data.
- 2004: Estimate based on reported data.
- 2005: Estimate based on reported data.
- 2006: Estimate based on reported data.
- 2007: Estimate based on reported data.
- 2008: na
- 2009: Estimate based on reported data. Current estimate of 91 percent changed from previous revision value of 92 percent.
- 2010: Estimate based on reported data.

	1997	1998	1999	2000	2001	2002	2003	2004	2005	2006	2007	2008	2009	2010
Estimate	88	96	93	81	99	99	95	98	79	97	97	99	91	89
Official	88	96	93	81	99	99	95	98	79	97	97	99	91	89
Administrative	88	80	92	81	99	99	95	98	79	97	97	99	91	89
Survey	NA	NA	NA	NA	NA	NA	NA	NA	NA	NA	NA	NA	NA	NA

Tuvalu - Hib3

TUV - Hib3



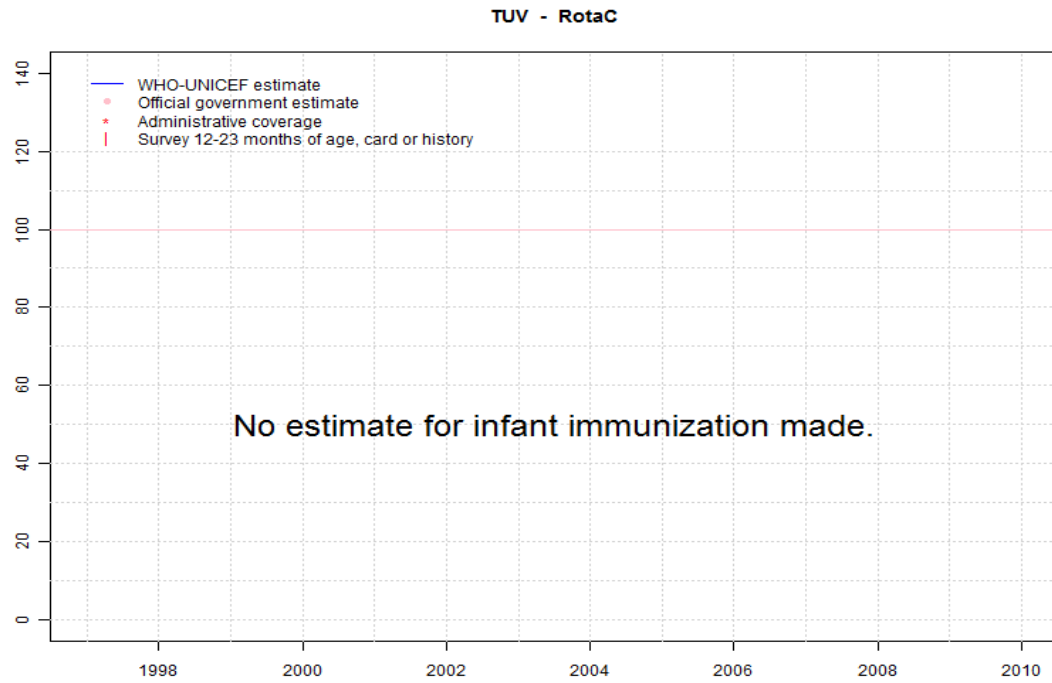
Description:

2009: Estimate based on reported data.

2010: Estimate based on reported data.

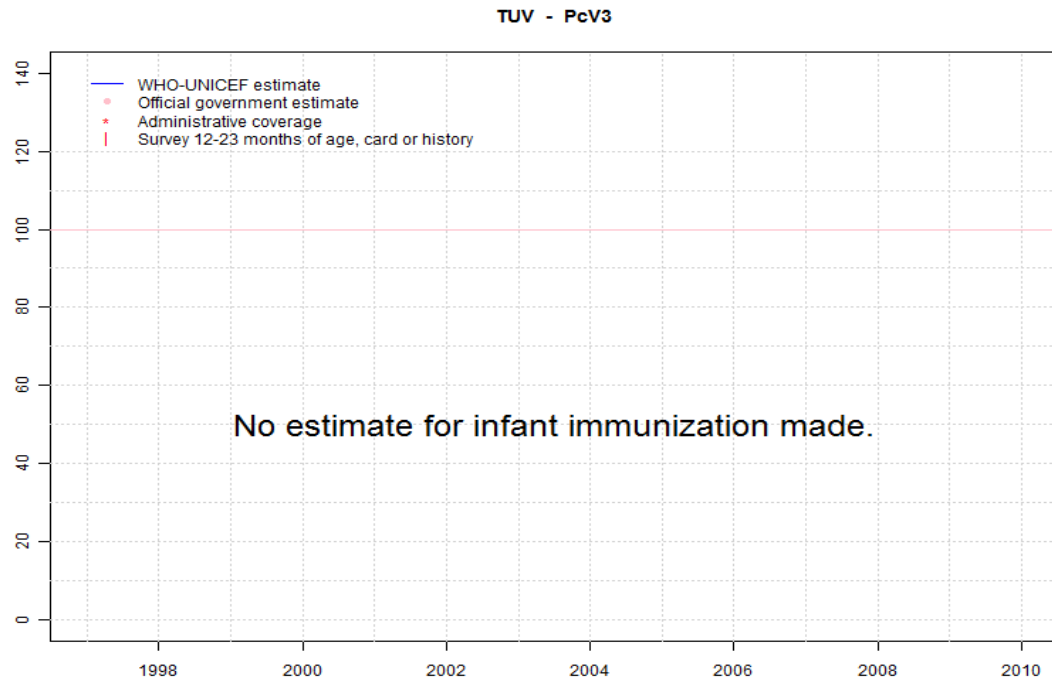
	1997	1998	1999	2000	2001	2002	2003	2004	2005	2006	2007	2008	2009	2010
Estimate	NA	NA	NA	NA	NA	NA	NA	NA	NA	NA	NA	NA	84	89
Official	NA	NA	NA	NA	NA	NA	NA	NA	NA	NA	NA	NA	84	89
Administrative	NA	NA	NA	NA	NA	NA	NA	NA	NA	NA	NA	NA	84	89
Survey	NA	NA	NA	NA	NA	NA	NA	NA	NA	NA	NA	NA	NA	NA

Tuvalu - RotaC



	1997	1998	1999	2000	2001	2002	2003	2004	2005	2006	2007	2008	2009	2010
Estimate	NA	NA	NA	NA	NA	NA	NA	NA	NA	NA	NA	NA	NA	NA
Official	NA	NA	NA	NA	NA	NA	NA	NA	NA	NA	NA	NA	NA	NA
Administrative	NA	NA	NA	NA	NA	NA	NA	NA	NA	NA	NA	NA	NA	NA
Survey	NA	NA	NA	NA	NA	NA	NA	NA	NA	NA	NA	NA	NA	NA

Tuvalu - PcV3



	1997	1998	1999	2000	2001	2002	2003	2004	2005	2006	2007	2008	2009	2010
Estimate	NA	NA	NA	NA	NA	NA	NA	NA	NA	NA	NA	NA	NA	NA
Official	NA	NA	NA	NA	NA	NA	NA	NA	NA	NA	NA	NA	NA	NA
Administrative	NA	NA	NA	NA	NA	NA	NA	NA	NA	NA	NA	NA	NA	NA
Survey	NA	NA	NA	NA	NA	NA	NA	NA	NA	NA	NA	NA	NA	NA

Further information and estimates for 1980-1996 are available at:

http://www.childinfo.org/immunization_countryreports.html

http://www.who.int/immunization_monitoring/routine/immunization_coverage/en/index4.html