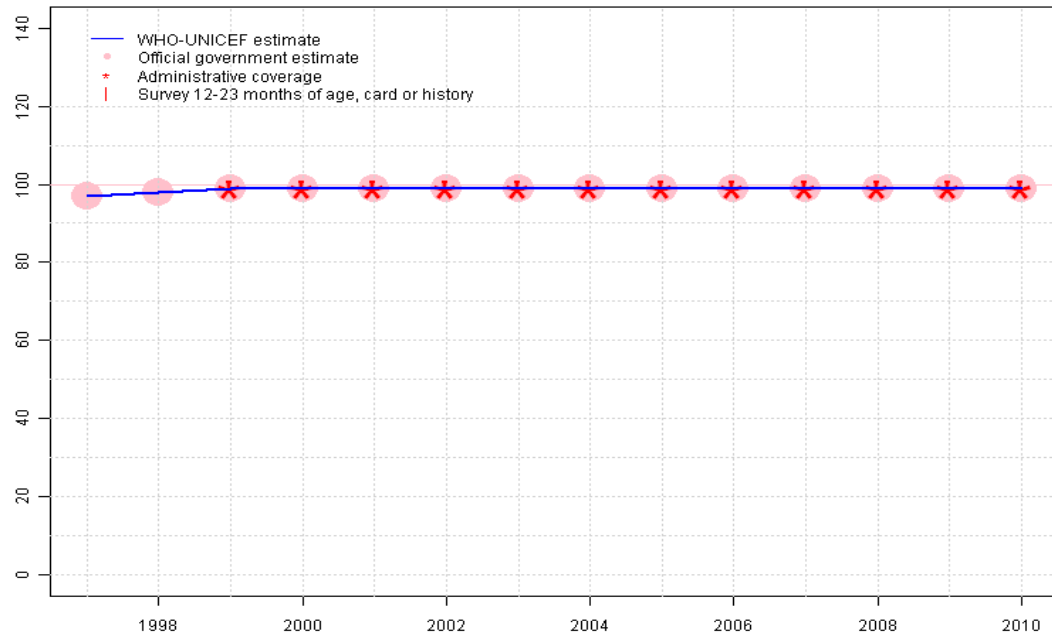


# Turkmenistan - BCG

TKM - BCG



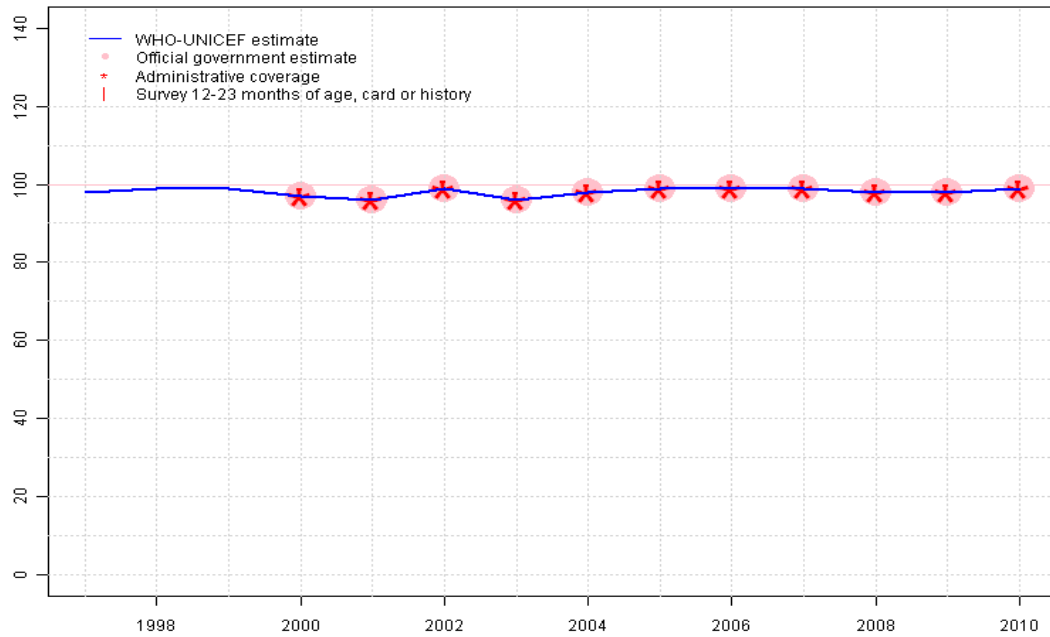
## Description:

1997: Legacy estimate.  
 1998: Estimate based on reported data.  
 1999: Estimate based on reported data.  
 2000: Estimate based on reported data.  
 2001: Estimate based on reported data.  
 2002: Estimate based on reported data.  
 2003: Estimate based on reported data.  
 2004: Estimate based on reported data.  
 2005: Estimate based on reported data.  
 2006: Estimate based on reported data.  
 2007: Estimate based on reported data.  
 2008: Estimate based on reported data.  
 2009: Estimate based on reported data.  
 2010: Estimate based on reported data.

	1997	1998	1999	2000	2001	2002	2003	2004	2005	2006	2007	2008	2009	2010
Estimate	97	98	99	99	99	99	99	99	99	99	99	99	99	99
Official	97	98	99	99	99	99	99	99	99	99	99	99	99	99
Administrative	NA	NA	99	99	99	99	99	99	99	99	99	99	99	99
Survey	NA	NA	NA	NA	NA	NA	NA	NA	NA	NA	NA	NA	NA	NA

# Turkmenistan - DTP1

TKM - DTP1



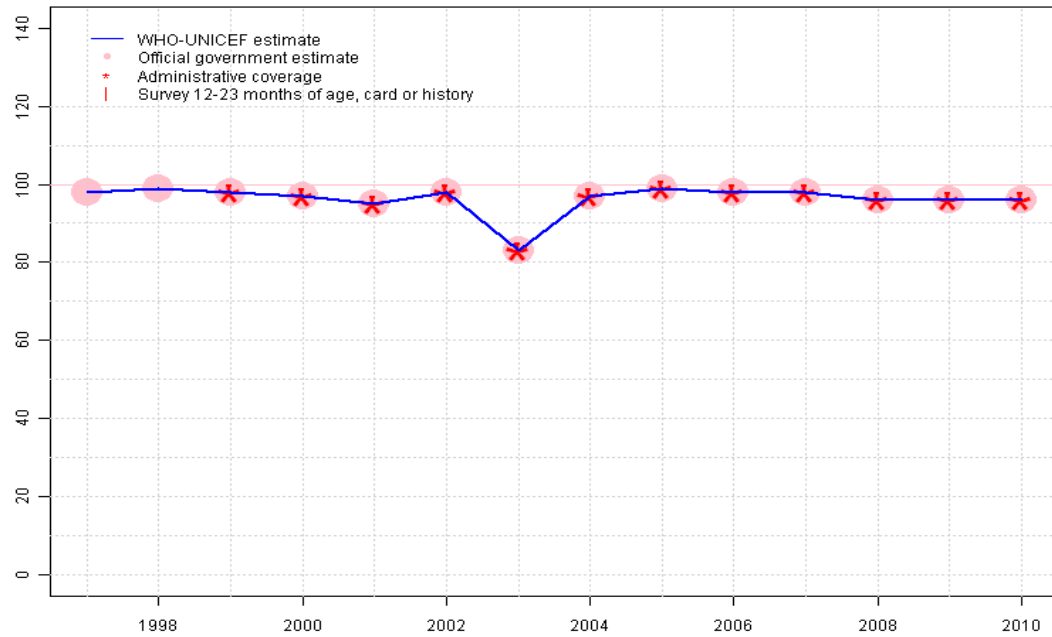
## Description:

- 1997: Legacy estimate.
- 1998: No DTP1 data. Estimate based on DTP3 coverage of 99. Current estimate of 99 percent changed from previous revision value of 98 percent.
- 1999: No DTP1 data. Estimate based on DTP3 coverage of 98. Current estimate of 99 percent changed from previous revision value of 98 percent.
- 2000: Estimate is based on reported data. Current estimate of 97 percent changed from previous revision value of 98 percent.
- 2001: Estimate based on reported data. Current estimate of 96 percent changed from previous revision value of 97 percent.
- 2002: Estimate based on reported data.
- 2003: Estimate based on reported data. Current estimate of 96 percent changed from previous revision value of 97 percent.
- 2004: Estimate based on reported data. Current estimate of 98 percent changed from previous revision value of 99 percent.
- 2005: Estimate based on reported data.
- 2006: Estimate based on reported data.
- 2007: Estimate based on reported data.
- 2008: Estimate based on reported data. Current estimate of 98 percent changed from previous revision value of 99 percent.
- 2009: Estimate based on reported data. Current estimate of 98 percent changed from previous revision value of 99 percent.
- 2010: Estimate based on reported data.

	1997	1998	1999	2000	2001	2002	2003	2004	2005	2006	2007	2008	2009	2010
Estimate	98	99	99	97	96	99	96	98	99	99	99	98	98	99
Official	NA	NA	NA	97	96	99	96	98	99	99	99	98	98	99
Administrative	NA	NA	NA	97	96	99	96	98	99	99	99	98	98	99
Survey	NA	NA	NA	NA	NA	NA	NA	NA	NA	NA	NA	NA	NA	NA

# Turkmenistan - DTP3

TKM - DTP3



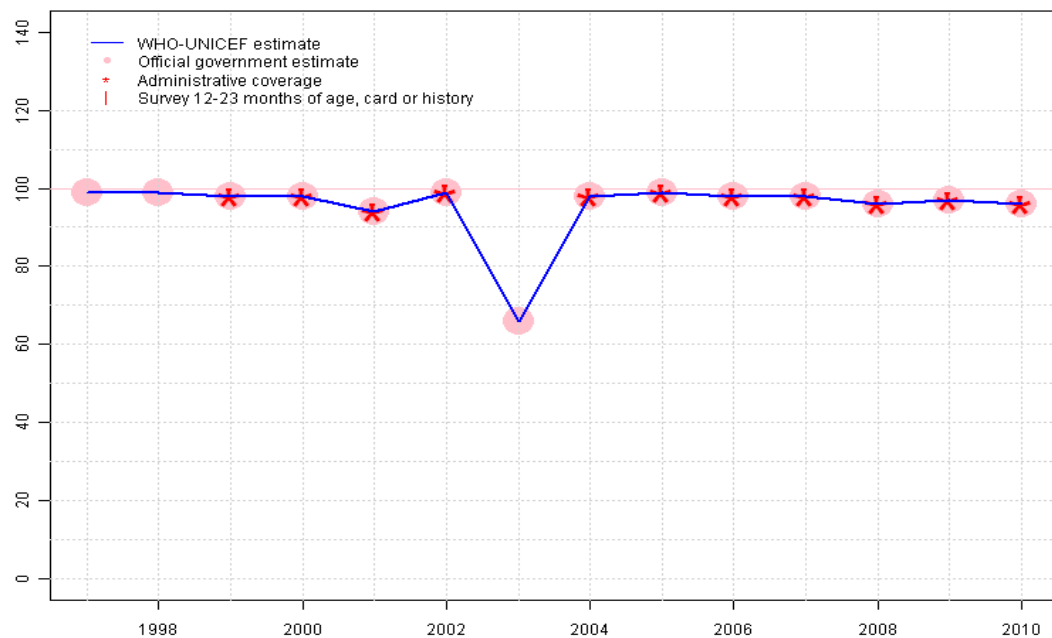
## Description:

- 1997: Legacy estimate.
- 1998: Estimate based on reported data.
- 1999: Estimate based on reported data.
- 2000: Estimate based on reported data.
- 2001: Estimate based on reported data.
- 2002: Estimate based on reported data.
- 2003: Estimate based on reported data. Decline attributed to interruption of vaccine supply.
- 2004: Estimate based on reported data.
- 2005: Estimate based on reported data.
- 2006: Estimate based on reported data.
- 2007: Estimate based on reported data.
- 2008: Estimate based on reported data.
- 2009: Estimate based on reported data.
- 2010: Estimate based on reported data.

	1997	1998	1999	2000	2001	2002	2003	2004	2005	2006	2007	2008	2009	2010
Estimate	98	99	98	97	95	98	83	97	99	98	98	96	96	96
Official	98	99	98	97	95	98	83	97	99	98	98	96	96	96
Administrative	NA	NA	98	97	95	98	83	97	99	98	98	96	96	96
Survey	NA	NA	NA	NA	NA	NA	NA	NA	NA	NA	NA	NA	NA	NA

# Turkmenistan - Pol3

TKM - Pol3



## Description:

1997: Legacy estimate.

1998: Estimate based on reported data.

1999: Estimate based on reported data.

2000: Estimate based on reported data.

2001: Estimate based on reported data.

2002: Estimate based on reported data.

2003: Estimate based on reported data. Decline attributed to interruption of vaccine supply.

2004: Estimate based on reported data.

2005: Estimate based on reported data.

2006: Estimate based on reported data.

2007: Estimate based on reported data.

2008: Estimate based on reported data.

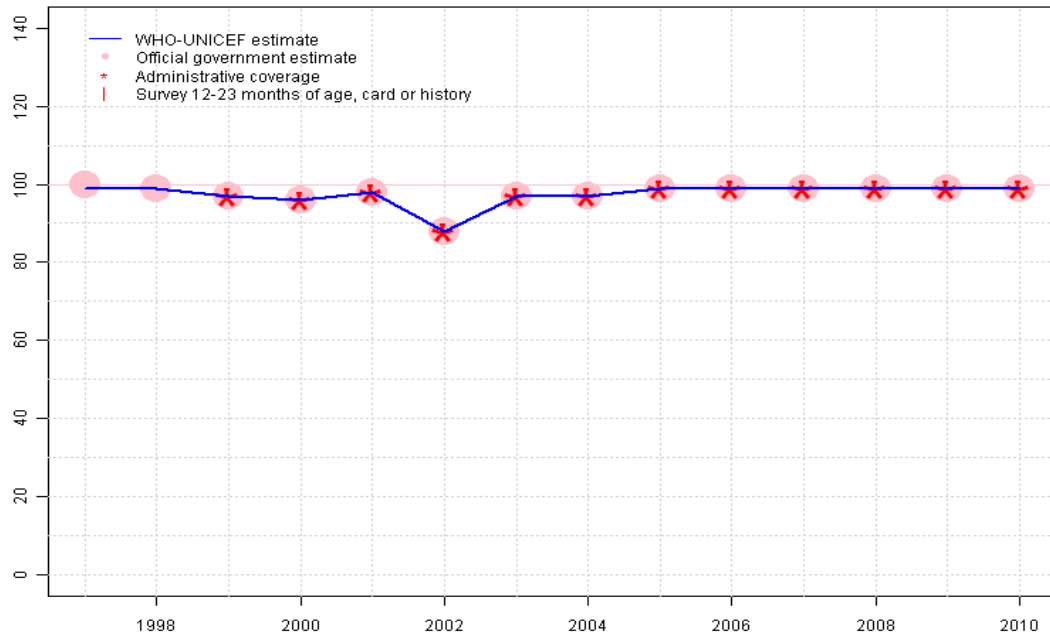
2009: Estimate based on reported data.

2010: Estimate based on reported data.

	1997	1998	1999	2000	2001	2002	2003	2004	2005	2006	2007	2008	2009	2010
Estimate	99	99	98	98	94	99	66	98	99	98	98	96	97	96
Official	99	99	98	98	94	99	66	98	99	98	98	96	97	96
Administrative	NA	NA	98	98	94	99	NA	98	99	98	98	96	97	96
Survey	NA	NA	NA	NA	NA	NA	NA	NA	NA	NA	NA	NA	NA	NA

# Turkmenistan - MCV

TKM - MCV



## Description:

1997: Legacy estimate.

1998: Estimate based on reported data.

1999: Estimate based on reported data.

2000: Estimate based on reported data. Current estimate of 96 percent changed from previous revision value of 97 percent.

2001: Estimate based on reported data.

2002: Estimate based on reported data.

2003: Estimate based on reported data.

2004: Estimate based on reported data.

2005: Estimate based on reported data.

2006: Estimate based on reported data.

2007: Estimate based on reported data.

2008: Estimate based on reported data.

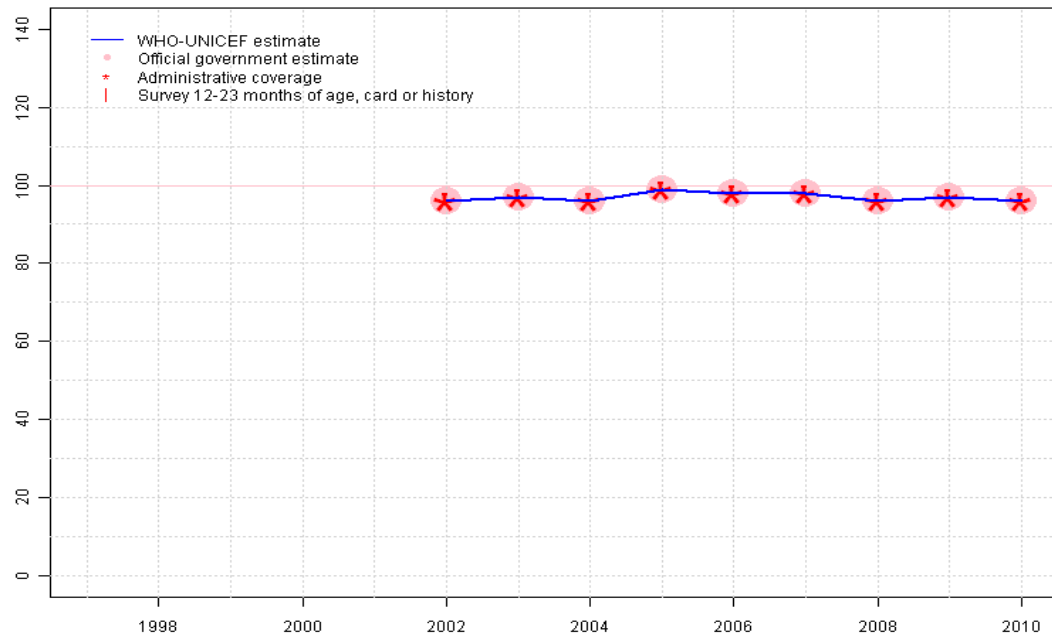
2009: Estimate based on reported data.

2010: Estimate based on reported data.

	1997	1998	1999	2000	2001	2002	2003	2004	2005	2006	2007	2008	2009	2010
Estimate	99	99	97	96	98	88	97	97	99	99	99	99	99	99
Official	100	99	97	96	98	88	97	97	99	99	99	99	99	99
Administrative	NA	NA	97	96	98	88	97	97	99	99	99	99	99	99
Survey	NA	NA	NA	NA	NA	NA	NA	NA	NA	NA	NA	NA	NA	NA

# Turkmenistan - HepB3

TKM - HepB3



## Description:

2002: Estimate based on reported data. HepB introduced in 2002 Vaccine presentation is HepB .

2003: Estimate based on reported data.

2004: Estimate based on reported data.

2005: Estimate based on reported data.

2006: Estimate based on reported data.

2007: Estimate based on reported data.

2008: Estimate based on reported data.

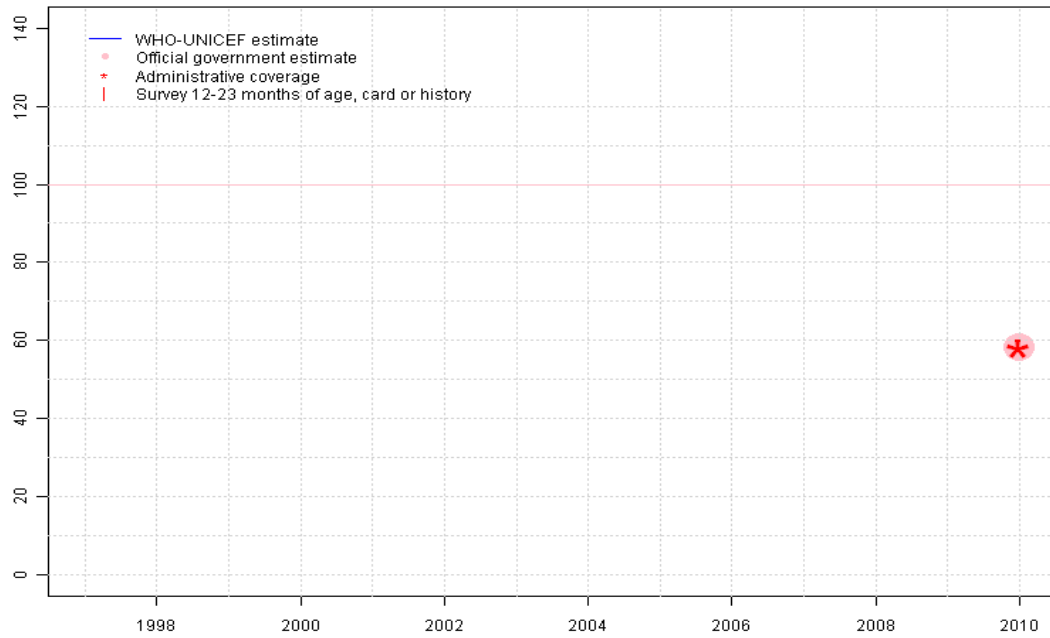
2009: Estimate based on reported data.

2010: Estimate based on reported data.

	1997	1998	1999	2000	2001	2002	2003	2004	2005	2006	2007	2008	2009	2010
Estimate	NA	NA	NA	NA	NA	96	97	96	99	98	98	96	97	96
Official	NA	NA	NA	NA	NA	96	97	96	99	98	98	96	97	96
Administrative	NA	NA	NA	NA	NA	96	97	96	99	98	98	96	97	96
Survey	NA	NA	NA	NA	NA	NA	NA	NA	NA	NA	NA	NA	NA	NA

# Turkmenistan - Hib3

TKM - Hib3

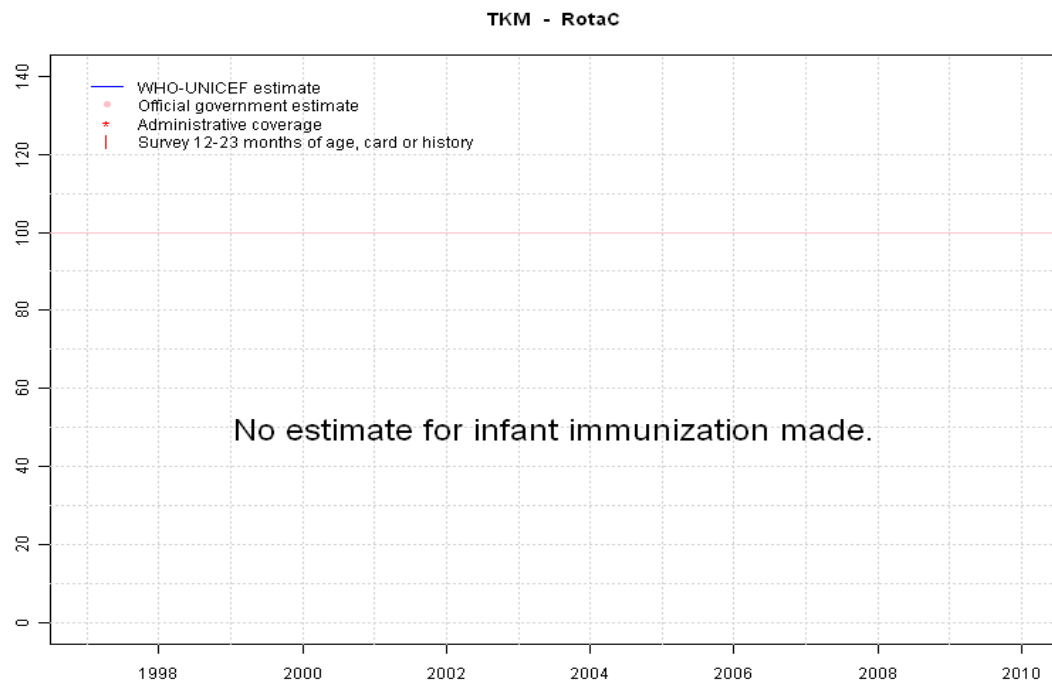


## Description:

2010: Estimate based on reported data. Hib introduced in 2010. Vaccine presentation is DTP-HepB-Hib.

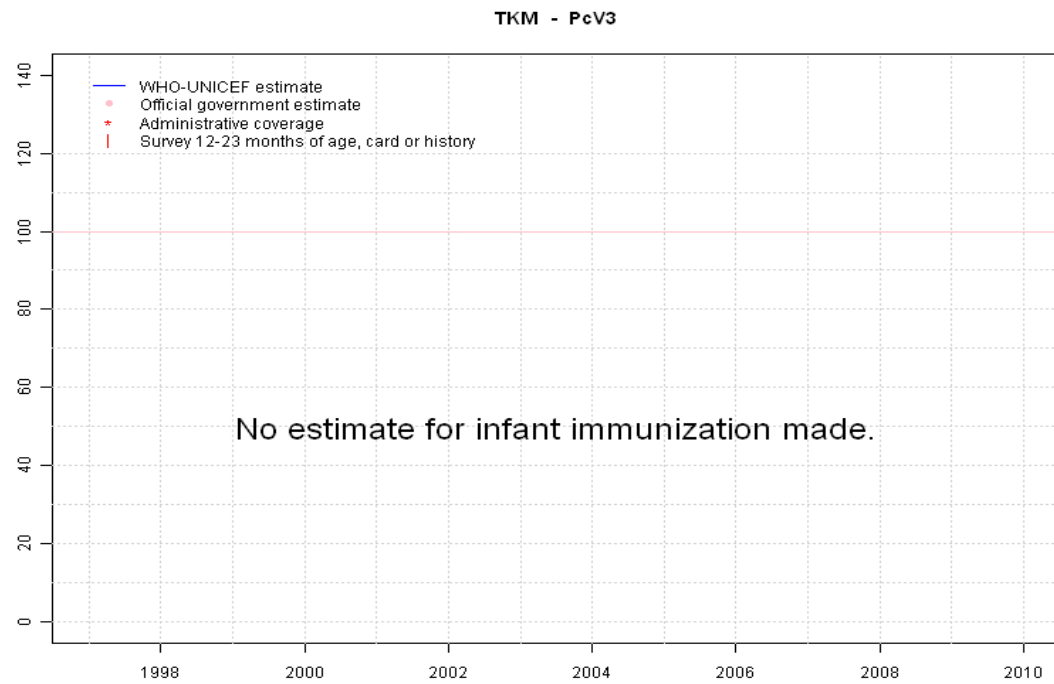
	1997	1998	1999	2000	2001	2002	2003	2004	2005	2006	2007	2008	2009	2010
Estimate	NA	NA	NA	NA	NA	NA	NA	NA	NA	NA	NA	NA	NA	58
Official	NA	NA	NA	NA	NA	NA	NA	NA	NA	NA	NA	NA	NA	58
Administrative	NA	NA	NA	NA	NA	NA	NA	NA	NA	NA	NA	NA	NA	58
Survey	NA	NA	NA	NA	NA	NA	NA	NA	NA	NA	NA	NA	NA	NA

# Turkmenistan - RotaC



	1997	1998	1999	2000	2001	2002	2003	2004	2005	2006	2007	2008	2009	2010
Estimate	NA	NA	NA	NA	NA	NA	NA	NA	NA	NA	NA	NA	NA	NA
Official	NA	NA	NA	NA	NA	NA	NA	NA	NA	NA	NA	NA	NA	NA
Administrative	NA	NA	NA	NA	NA	NA	NA	NA	NA	NA	NA	NA	NA	NA
Survey	NA	NA	NA	NA	NA	NA	NA	NA	NA	NA	NA	NA	NA	NA

# Turkmenistan - PcV3



	1997	1998	1999	2000	2001	2002	2003	2004	2005	2006	2007	2008	2009	2010
Estimate	NA	NA	NA	NA	NA	NA	NA	NA	NA	NA	NA	NA	NA	NA
Official	NA	NA	NA	NA	NA	NA	NA	NA	NA	NA	NA	NA	NA	NA
Administrative	NA	NA	NA	NA	NA	NA	NA	NA	NA	NA	NA	NA	NA	NA
Survey	NA	NA	NA	NA	NA	NA	NA	NA	NA	NA	NA	NA	NA	NA

# Turkmenistan - survey details

---

1999 Turkmenistan Demographic and Health Survey 2000, 2001

Vaccine	Confirmation method	Coverage	Age cohort	Sample	Cards seen
BCG	Card	93	12-23 m	646	94
DTP1	Card	94	12-23 m	646	94

DTP3	Card	92	12-23 m	646	94
MCV	Card	88	12-23 m	646	94
Pol1	Card	93	12-23 m	646	94
Pol3	Card	92	12-23 m	646	94

Further information and estimates for 1980-1996 are available at:

[http://www.childinfo.org/immunization\\_countryreports.html](http://www.childinfo.org/immunization_countryreports.html)

[http://www.who.int/immunization\\_monitoring/routine/immunization\\_coverage/en/index4.html](http://www.who.int/immunization_monitoring/routine/immunization_coverage/en/index4.html)