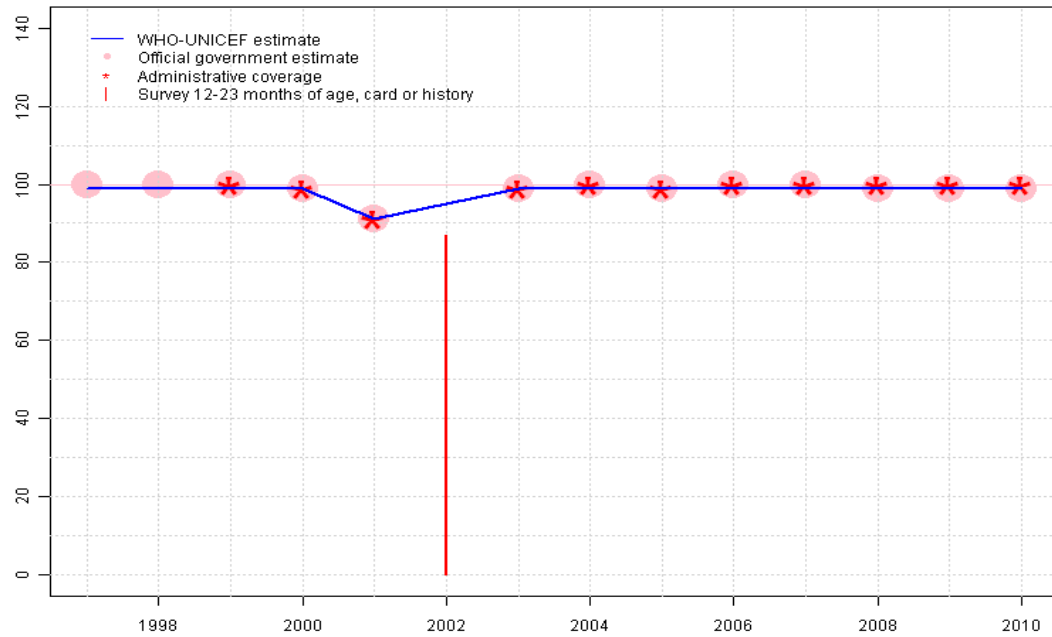


Tonga - BCG

TON - BCG



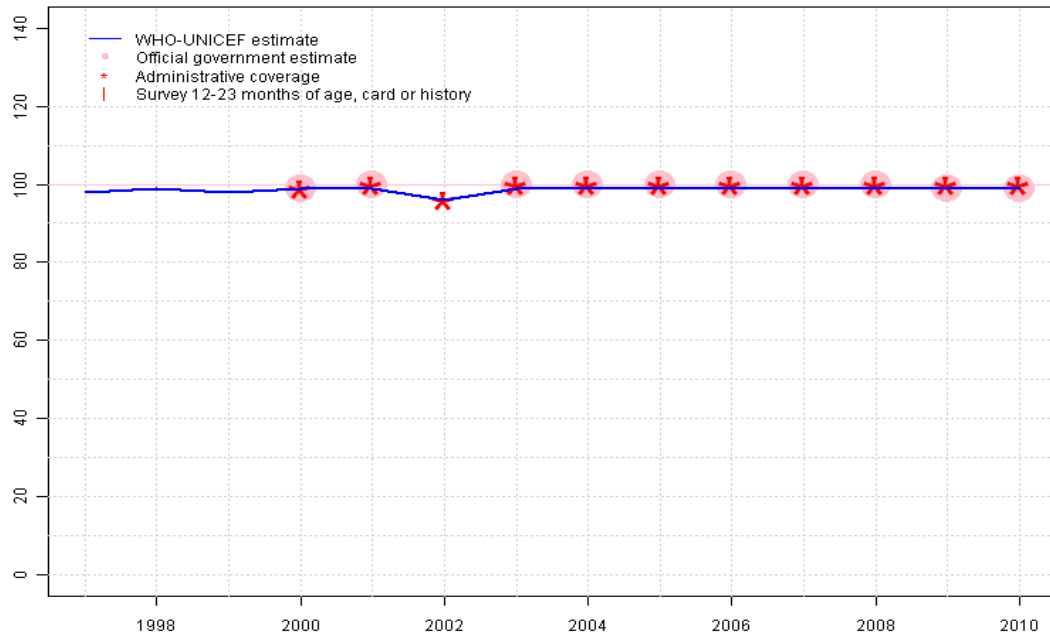
Description:

- 1997: Legacy estimate.
- 1998: Estimate is based on reported data.
- 1999: Estimate based on reported data.
- 2000: Estimate based on reported data.
- 2001: Estimate based on reported data.
- 2002: Estimate based on interpolation between 2001 and 2003. Survey results not accepted. Sample size 114 less than 300.
- 2003: Estimate based on reported data.
- 2004: Estimate based on reported data.
- 2005: Estimate based on reported data.
- 2006: Estimate based on reported data.
- 2007: Estimate based on reported data.
- 2008: Estimate based on reported data.
- 2009: Estimate based on reported data.
- 2010: Estimate based on reported data.

	1997	1998	1999	2000	2001	2002	2003	2004	2005	2006	2007	2008	2009	2010
Estimate	99	99	99	99	91	95	99	99	99	99	99	99	99	99
Official	100	100	100	99	91	NA	99	100	99	100	100	99	99	99
Administrative	NA	NA	100	99	91	NA	99	100	99	100	100	100	100	100
Survey	NA	NA	NA	NA	NA	87	NA	NA	NA	NA	NA	NA	NA	NA

Tonga - DTP1

TON - DTP1



Description:

1997: Legacy estimate.

1998: No DTP1 data. Estimate based on DTP3 coverage of 97. Current estimate of 99 percent changed from previous revision value of 98 percent.

1999: No DTP1 data. Estimate based on DTP3 coverage of 94.

2000: Estimate is based on reported data. Current estimate of 99 percent changed from previous revision value of 98 percent.

2001: Estimate based on reported data. Current estimate of 99 percent changed from previous revision value of 98 percent.

2002: Estimate based on reported data. Current estimate of 96 percent changed from previous revision value of 95 percent.

2003: Estimate based on reported data. Current estimate of 99 percent changed from previous revision value of 98 percent.

2004: Estimate based on reported data. Current estimate of 99 percent changed from previous revision value of 98 percent.

2005: Estimate based on reported data. Current estimate of 99 percent changed from previous revision value of 98 percent.

2006: Estimate based on reported data. Current estimate of 99 percent changed from previous revision value of 98 percent.

2007: Estimate based on reported data. Current estimate of 99 percent changed from previous revision value of 98 percent.

2008: Estimate based on reported data. Current estimate of 99 percent changed from previous revision value of 98 percent.

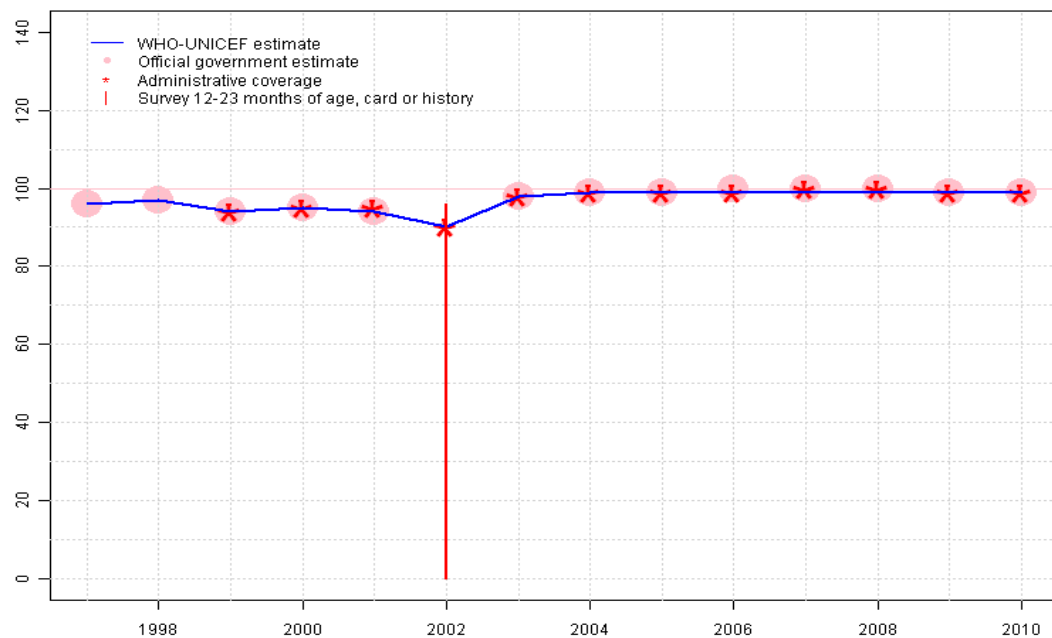
2009: Estimate based on reported data. Current estimate of 99 percent changed from previous revision value of 98 percent.

2010: Estimate based on reported data.

	1997	1998	1999	2000	2001	2002	2003	2004	2005	2006	2007	2008	2009	2010
Estimate	98	99	98	99	99	96	99	99	99	99	99	99	99	99
Official	NA	NA	NA	99	100	NA	100	100	100	100	100	100	99	99
Administrative	NA	NA	NA	99	100	96	100	100	100	100	100	100	100	100
Survey	NA	NA	NA	NA	NA	NA	NA	NA	NA	NA	NA	NA	NA	NA

Tonga - DTP3

TON - DTP3



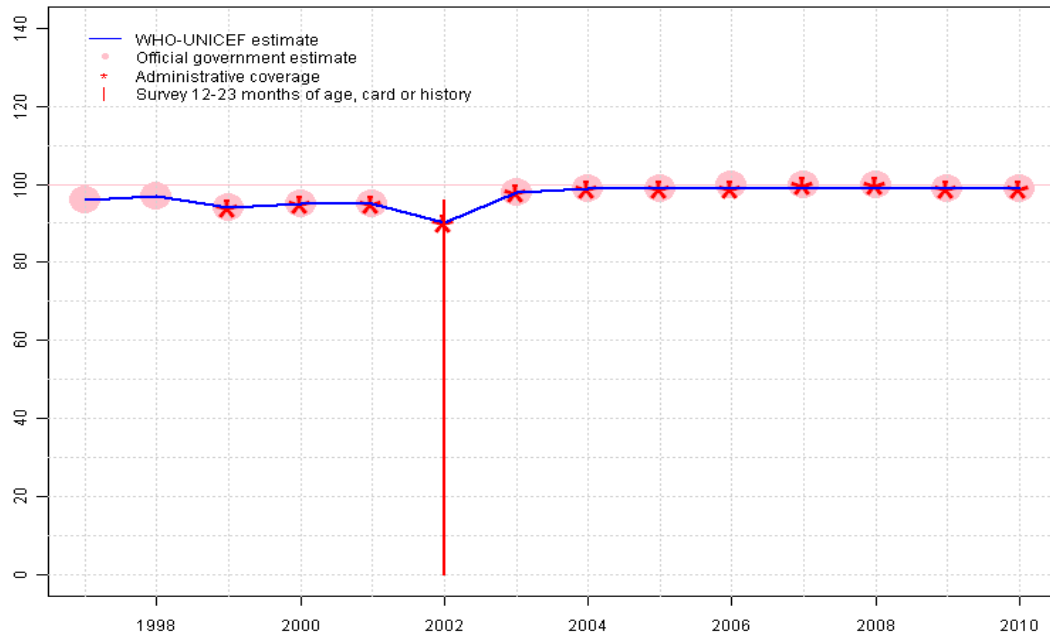
Description:

- 1997: Legacy estimate.
- 1998: Estimate based on reported data.
- 1999: Estimate based on reported data.
- 2000: Estimate based on reported data.
- 2001: Estimate based on reported data.
- 2002: Estimate based on reported data. Survey results not accepted. Sample size 114 less than 300.
- 2003: Estimate based on reported data.
- 2004: Estimate based on reported data.
- 2005: Estimate based on reported data.
- 2006: Estimate based on reported data.
- 2007: Estimate based on reported data.
- 2008: Estimate based on reported data.
- 2009: Estimate based on reported data.
- 2010: Estimate based on reported data.

	1997	1998	1999	2000	2001	2002	2003	2004	2005	2006	2007	2008	2009	2010
Estimate	96	97	94	95	94	90	98	99	99	99	99	99	99	99
Official	96	97	94	95	94	NA	98	99	99	100	100	100	99	99
Administrative	NA	NA	94	95	95	90	98	99	99	99	100	100	99	99
Survey	NA	NA	NA	NA	NA	96	NA	NA	NA	NA	NA	NA	NA	NA

Tonga - Pol3

TON - Pol3



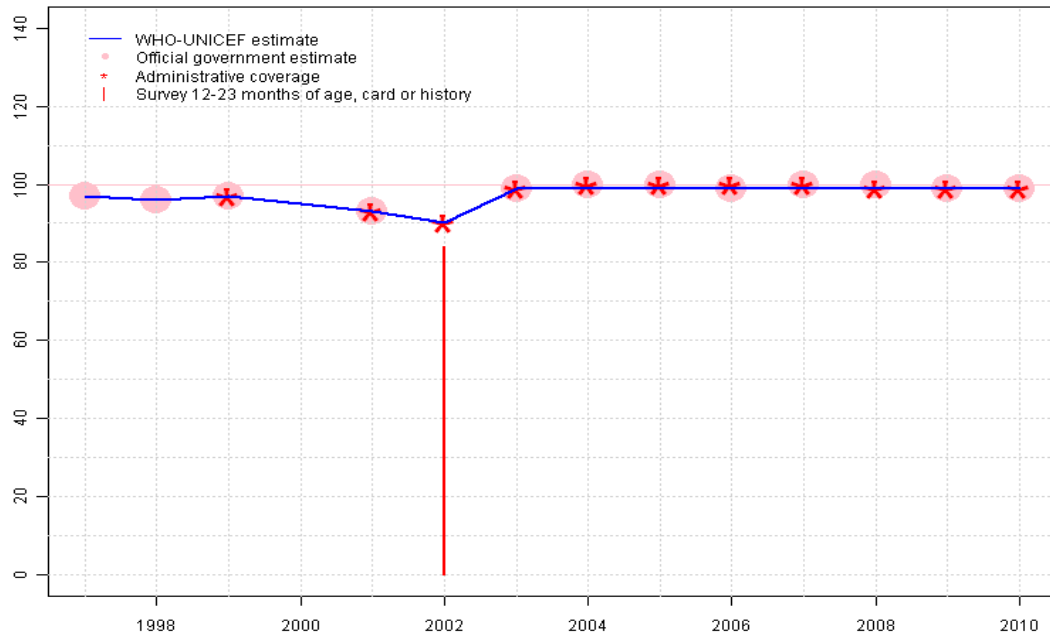
Description:

- 1997: Legacy estimate.
- 1998: Estimate based on reported data.
- 1999: Estimate based on reported data.
- 2000: Estimate based on reported data.
- 2001: Estimate based on reported data.
- 2002: Estimate based on reported data. Survey results not accepted. Sample size 114 less than 300.
- 2003: Estimate based on reported data.
- 2004: Estimate based on reported data.
- 2005: Estimate based on reported data.
- 2006: Estimate based on reported data.
- 2007: Estimate based on reported data.
- 2008: Estimate based on reported data.
- 2009: Estimate based on reported data.
- 2010: Estimate based on reported data.

	1997	1998	1999	2000	2001	2002	2003	2004	2005	2006	2007	2008	2009	2010
Estimate	96	97	94	95	95	90	98	99	99	99	99	99	99	99
Official	96	97	94	95	95	NA	98	99	99	100	100	100	99	99
Administrative	NA	NA	94	95	95	90	98	99	99	99	100	100	99	99
Survey	NA	NA	NA	NA	NA	96	NA	NA	NA	NA	NA	NA	NA	NA

Tonga - MCV

TON - MCV



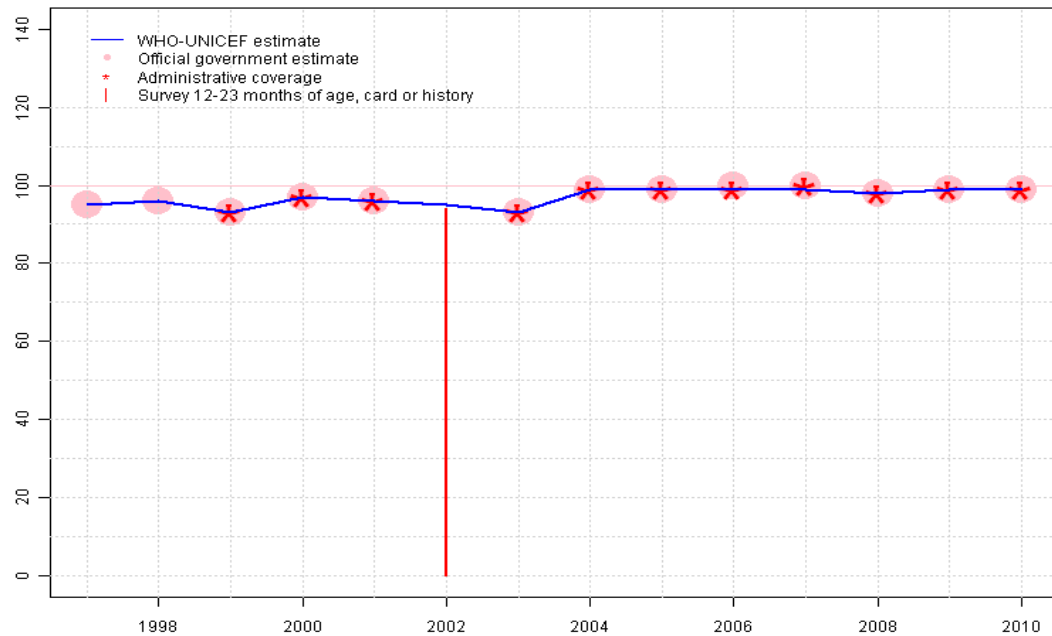
Description:

- 1997: Legacy estimate.
- 1998: Estimate based on reported data.
- 1999: Estimate based on reported data.
- 2000: Estimate based on interpolation between 1999 and 2001.
- 2001: Estimate based on reported data.
- 2002: Estimate based on reported data. Survey results not accepted. Sample size 114 less than 300.
- 2003: Estimate based on reported data.
- 2004: Estimate based on reported data.
- 2005: Estimate based on reported data.
- 2006: Estimate based on reported data.
- 2007: Estimate based on reported data.
- 2008: Estimate based on reported data.
- 2009: Estimate based on reported data.
- 2010: Estimate based on reported data.

	1997	1998	1999	2000	2001	2002	2003	2004	2005	2006	2007	2008	2009	2010
Estimate	97	96	97	95	93	90	99	99	99	99	99	99	99	99
Official	97	96	97	NA	93	NA	99	100	100	99	100	100	99	99
Administrative	NA	NA	97	NA	93	90	99	100	100	100	100	99	99	99
Survey	NA	NA	NA	NA	NA	84	NA	NA	NA	NA	NA	NA	NA	NA

Tonga - HepB3

TON - HepB3



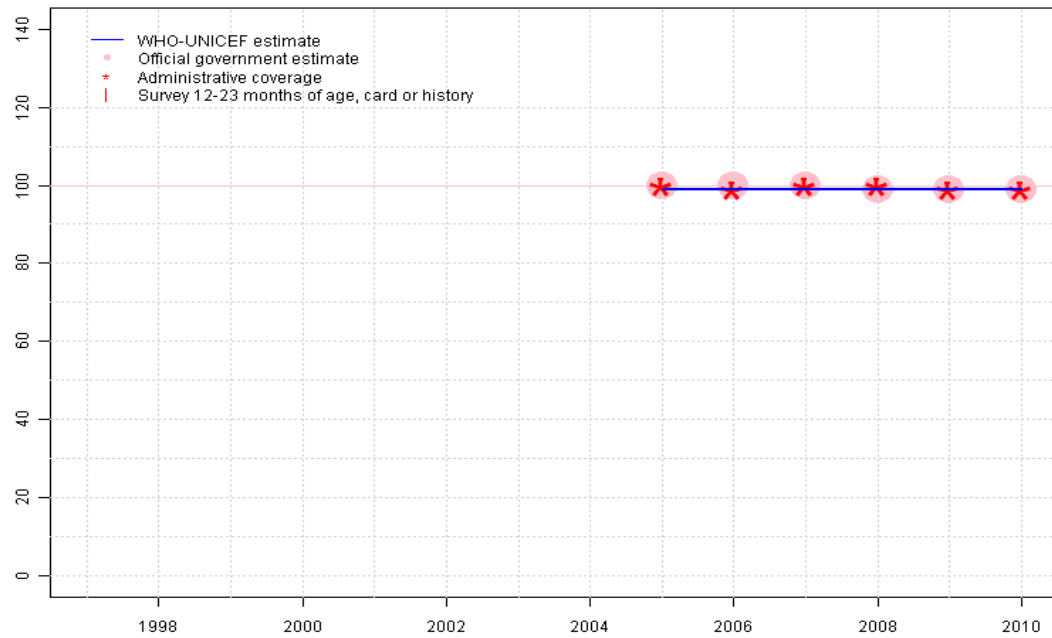
Description:

- 1997: Legacy estimate.
- 1998: Estimate based on reported data.
- 1999: Estimate based on reported data.
- 2000: Estimate based on reported data.
- 2001: Estimate based on reported data.
- 2002: Estimate based on interpolation between 2001 and 2003. Survey results not accepted. Sample size 114 less than 300.
- 2003: Estimate based on reported data.
- 2004: Estimate based on reported data.
- 2005: Estimate based on reported data.
- 2006: Estimate based on reported data.
- 2007: Estimate based on reported data.
- 2008: Estimate based on reported data.
- 2009: Estimate based on reported data.
- 2010: Estimate based on reported data.

	1997	1998	1999	2000	2001	2002	2003	2004	2005	2006	2007	2008	2009	2010
Estimate	95	96	93	97	96	95	93	99	99	99	99	98	99	99
Official	95	96	93	97	96	NA	93	99	99	100	100	98	99	99
Administrative	NA	NA	93	97	96	NA	93	99	99	99	100	98	99	99
Survey	NA	NA	NA	NA	NA	94	NA	NA	NA	NA	NA	NA	NA	NA

Tonga - Hib3

TON - Hib3



Description:

2005: Estimate based on reported data. Hib introduced in 2005 Vaccine presentation is DTB-Hib.

2006: Estimate based on reported data.

2007: Estimate based on reported data.

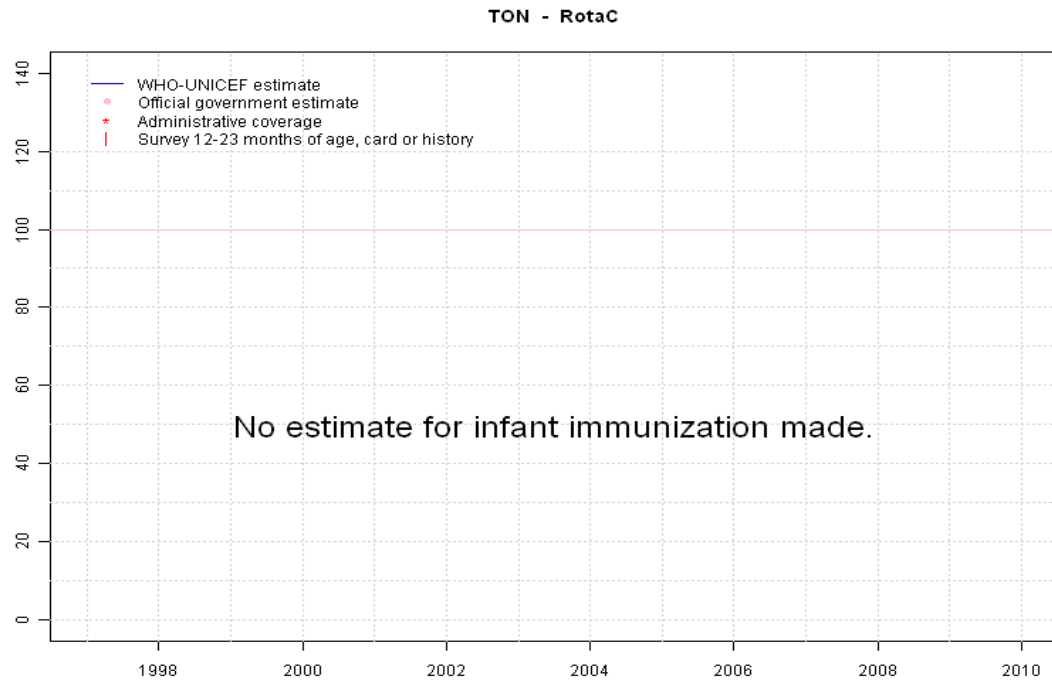
2008: Estimate based on reported data.

2009: Estimate based on reported data.

2010: Estimate based on reported data.

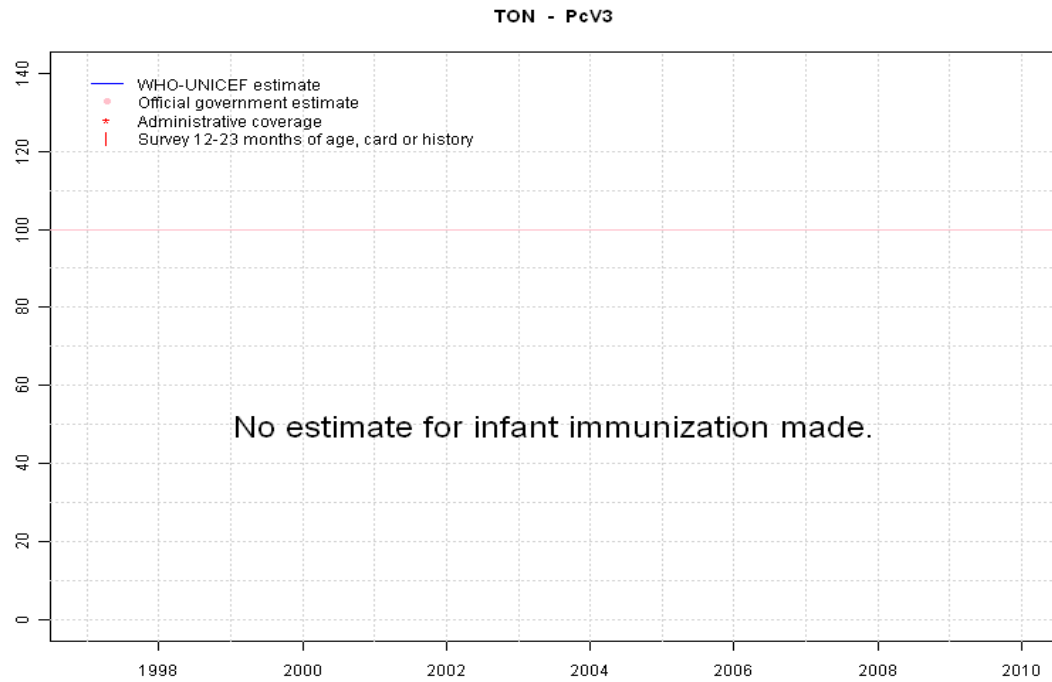
	1997	1998	1999	2000	2001	2002	2003	2004	2005	2006	2007	2008	2009	2010
Estimate	NA	NA	NA	NA	NA	NA	NA	NA	99	99	99	99	99	99
Official	NA	NA	NA	NA	NA	NA	NA	NA	100	100	100	99	99	99
Administrative	NA	NA	NA	NA	NA	NA	NA	NA	100	99	100	100	99	99
Survey	NA	NA	NA	NA	NA	NA	NA	NA	NA	NA	NA	NA	NA	NA

Tonga - RotaC



	1997	1998	1999	2000	2001	2002	2003	2004	2005	2006	2007	2008	2009	2010
Estimate	NA	NA	NA	NA	NA	NA	NA	NA	NA	NA	NA	NA	NA	NA
Official	NA	NA	NA	NA	NA	NA	NA	NA	NA	NA	NA	NA	NA	NA
Administrative	NA	NA	NA	NA	NA	NA	NA	NA	NA	NA	NA	NA	NA	NA
Survey	NA	NA	NA	NA	NA	NA	NA	NA	NA	NA	NA	NA	NA	NA

Tonga - PcV3



	1997	1998	1999	2000	2001	2002	2003	2004	2005	2006	2007	2008	2009	2010
Estimate	NA	NA	NA	NA	NA	NA	NA	NA	NA	NA	NA	NA	NA	NA
Official	NA	NA	NA	NA	NA	NA	NA	NA	NA	NA	NA	NA	NA	NA
Administrative	NA	NA	NA	NA	NA	NA	NA	NA	NA	NA	NA	NA	NA	NA
Survey	NA	NA	NA	NA	NA	NA	NA	NA	NA	NA	NA	NA	NA	NA

Tonga - survey details

2002 Evaluation of Immunization Program of the Kingdom of
Tonga, 2003

Vaccine	Confirmation method	Coverage	Age cohort	Sample	Cards seen
BCG	Card or History	87	12-23 m	114	0

DTP3	Card or History	96	12-23 m	114	0
HepB3	Card or History	94	12-23 m	114	0
MCV	Card or History	84	12-23 m	114	0
Pol3	Card or History	96	12-23 m	114	0

Further information and estimates for 1980-1996 are available at:

http://www.childinfo.org/immunization_countryreports.html

http://www.who.int/immunization_monitoring/routine/immunization_coverage/en/index4.html