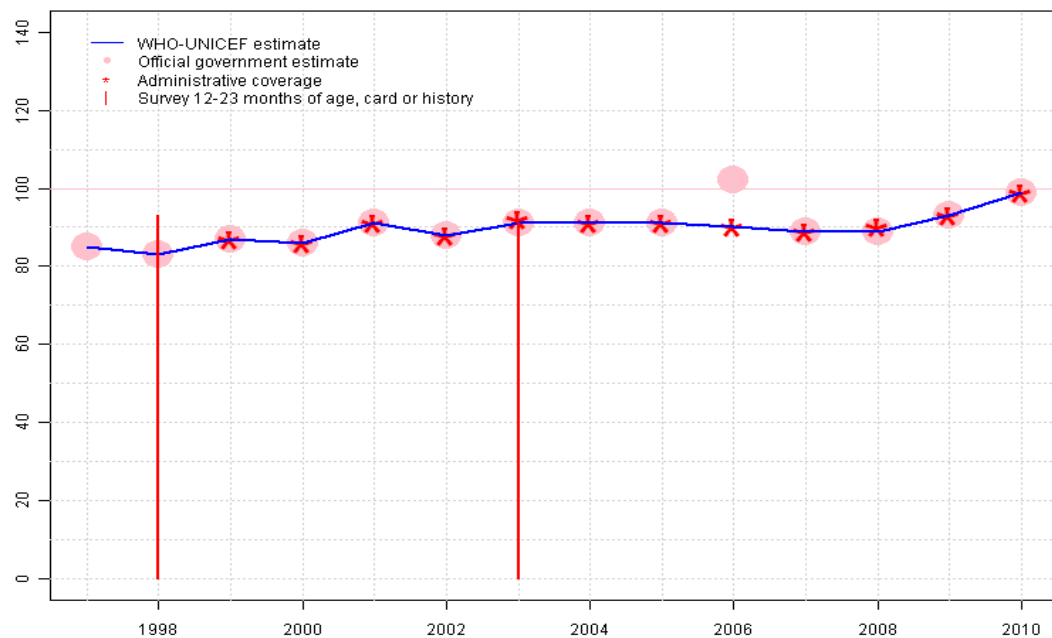


United Republic of Tanzania - BCG

TZA - BCG



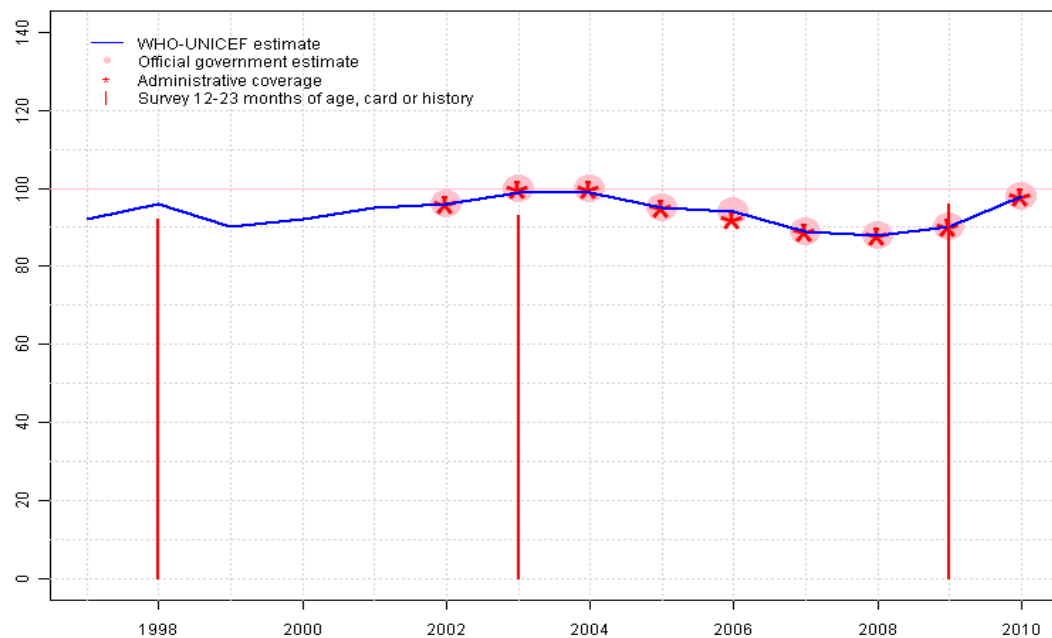
Description:

- 1997: Legacy estimate.
- 1998: Estimate based on reported data. 93 percent survey results supports reported data of 83 percent.
- 1999: Estimate based on reported data.
- 2000: Estimate based on reported data.
- 2001: Estimate based on reported data. Current estimate of 91 percent changed from previous revision value of 89 percent.
- 2002: Estimate based on reported data.
- 2003: Estimate based on reported data. 91 percent survey results supports reported data of 91 percent.
- 2004: Estimate based on reported data.
- 2005: Estimate based on reported data.
- 2006: Estimate based on interpolation between 2005 and 2007. Reported data of 102 percent greater than 100 percent. Reported data not accepted due to an increase from 91 percent to 102 percent with a subsequent decrease to 89 percent.
- 2007: Estimate based on reported data.
- 2008: Estimate based on reported data.
- 2009: Estimate based on reported data.
- 2010: Estimate based on reported data.

	1997	1998	1999	2000	2001	2002	2003	2004	2005	2006	2007	2008	2009	2010
Estimate	85	83	87	86	91	88	91	91	91	90	89	89	93	99
Official	85	83	87	86	91	88	91	91	91	102	89	89	93	99
Administrative	NA	NA	87	86	91	88	92	91	91	90	89	90	93	99
Survey	NA	93	NA	NA	NA	NA	91	NA	NA	NA	NA	NA	NA	NA

United Republic of Tanzania - DTP1

TZA - DTP1



Description:

1997: Legacy estimate.

1998: No accepted reported data. Reported data of 96 percent estimated by extrapolating from 2002 supports trend in reported data. 92 percent survey results

1999: No DTP1 data. Estimate based on DTP3 coverage of 76. Current estimate of 90 percent changed from previous revision value of 96 percent.

2000: No DTP1 data. Estimate based on DTP3 coverage of 79. Current estimate of 92 percent changed from previous revision value of 96 percent.

2001: No DTP1 data. Estimate based on DTP3 coverage of 87. Current estimate of 95 percent changed from previous revision value of 96 percent.

2002: Estimate based on reported data.

2003: Estimate based on reported data. 93 percent survey results supports reported data of 100 percent.

2004: Estimate based on reported data.

2005: Estimate based on reported data.

2006: Estimate based on reported data.

2007: Estimate based on reported data.

2008: Estimate based on reported data.

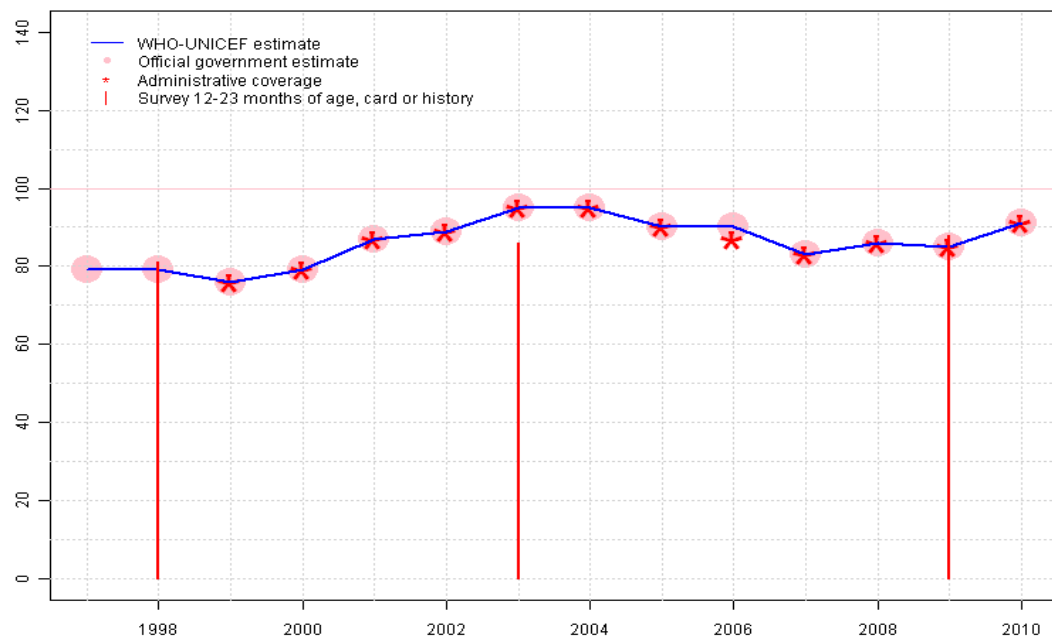
2009: Estimate based on reported data. 96 percent survey results supports reported data of 90 percent.

2010: Estimate based on reported data.

	1997	1998	1999	2000	2001	2002	2003	2004	2005	2006	2007	2008	2009	2010
Estimate	92	96	90	92	95	96	99	99	95	94	89	88	90	98
Official	NA	NA	NA	NA	NA	96	100	100	95	94	89	88	90	98
Administrative	NA	NA	NA	NA	NA	96	100	100	95	92	89	88	90	98
Survey	NA	92	NA	NA	NA	NA	93	NA	NA	NA	NA	NA	96	NA

United Republic of Tanzania - DTP3

TZA - DTP3



	1997	1998	1999	2000	2001	2002	2003	2004	2005	2006	2007	2008	2009	2010
Estimate	79	79	76	79	87	89	95	95	90	90	83	86	85	91
Official	79	79	76	79	87	89	95	95	90	90	83	86	85	91
Administrative	NA	NA	76	79	87	89	95	95	90	87	83	86	85	91
Survey	NA	81	NA	NA	NA	NA	86	NA	NA	NA	NA	NA	88	NA

Description:

1997: Legacy estimate.

1998: Estimate based on reported data. 87 percent survey results supports reported data of 79 percent. Survey results of 81 percent modified for recall bias to 87 percent based on 1st dose card or history coverage of 92 percent, 1st dose card only coverage of 73 percent and 3d dose card only coverage of 69 percent.

1999: Estimate based on reported data.

2000: Estimate based on reported data.

2001: Estimate based on reported data. Current estimate of 87 percent changed from previous revision value of 85 percent.

2002: Estimate based on reported data.

2003: Estimate based on reported data. 88 percent survey results supports reported data of 95 percent. Survey results of 86 percent modified for recall bias to 88 percent based on 1st dose card or history coverage of 93 percent, 1st dose card only coverage of 77 percent and 3d dose card only coverage of 73 percent.

2004: Estimate based on reported data.

2005: Estimate based on reported data.

2006: Estimate based on reported data.

2007: Estimate based on reported data.

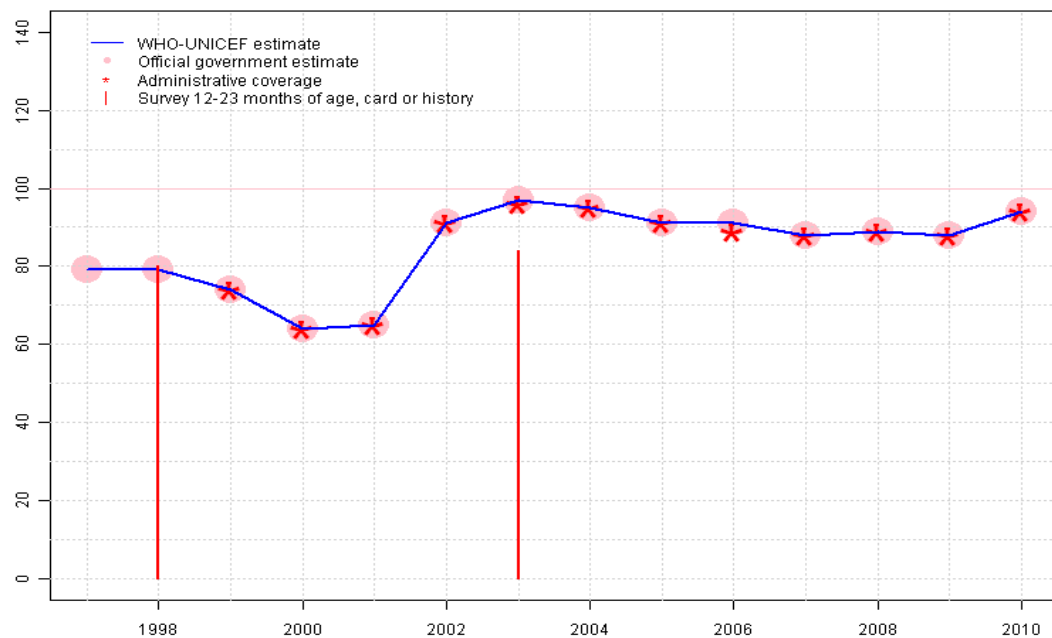
2008: Estimate based on reported data.

2009: Estimate based on reported data. 88 percent survey results supports reported data of 85 percent.

2010: Estimate based on reported data.

United Republic of Tanzania - Pol3

TZA - Pol3



Description:

1997: Legacy estimate.

1998: Estimate based on reported data. 87 percent survey results supports reported data of 79 percent. Survey results of 80 percent modified for recall bias to 87 percent based on 1st dose card or history coverage of 93 percent, 1st dose card only coverage of 73 percent and 3d dose card only coverage of 68 percent.

1999: Estimate based on reported data.

2000: Estimate based on reported data.

2001: Estimate based on reported data. Current estimate of 65 percent changed from previous revision value of 62 percent.

2002: Estimate based on reported data.

2003: Estimate based on reported data. 87 percent survey results supports reported data of 97 percent. Survey results of 84 percent modified for recall bias to 87 percent based on 1st dose card or history coverage of 94 percent, 1st dose card only coverage of 78 percent and 3d dose card only coverage of 72 percent.

2004: Estimate based on reported data.

2005: Estimate based on reported data.

2006: Estimate based on reported data.

2007: Estimate based on reported data.

2008: Estimate based on reported data.

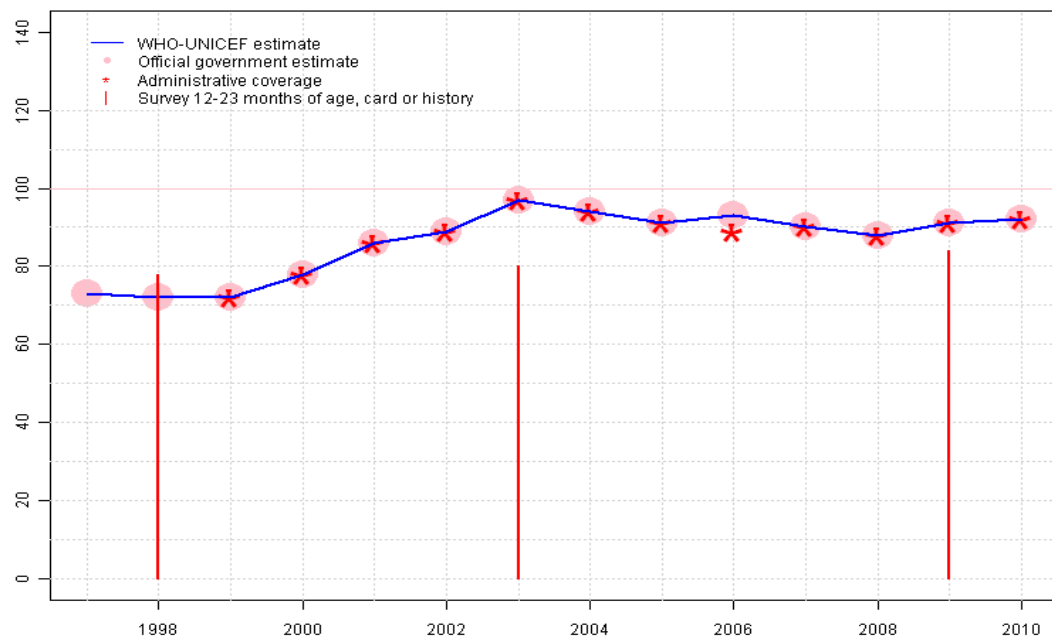
2009: Estimate based on reported data.

2010: Estimate based on reported data.

	1997	1998	1999	2000	2001	2002	2003	2004	2005	2006	2007	2008	2009	2010
Estimate	79	79	74	64	65	91	97	95	91	91	88	89	88	94
Official	79	79	74	64	65	91	97	95	91	91	88	89	88	94
Administrative	NA	NA	74	64	65	91	96	95	91	89	88	89	88	94
Survey	NA	80	NA	NA	NA	NA	84	NA	NA	NA	NA	NA	NA	NA

United Republic of Tanzania - MCV

TZA - MCV



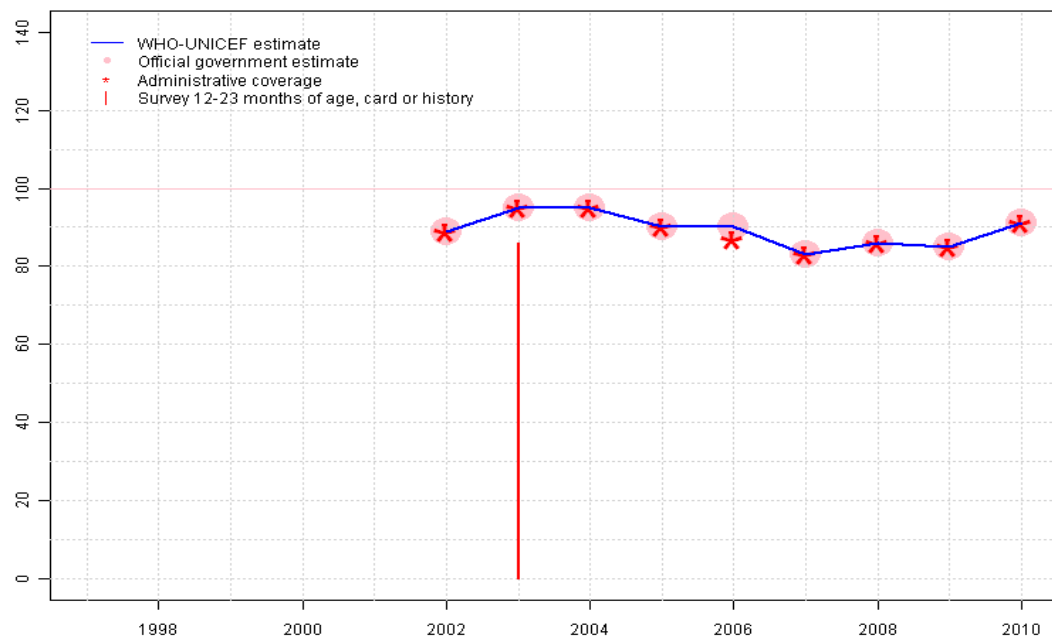
Description:

- 1997: Legacy estimate.
- 1998: Estimate based on reported data. 78 percent survey results supports reported data of 72 percent.
- 1999: Estimate based on reported data.
- 2000: Estimate based on reported data.
- 2001: Estimate based on reported data. Current estimate of 86 percent changed from previous revision value of 83 percent.
- 2002: Estimate based on reported data.
- 2003: Estimate based on reported data. Survey not accepted. Survey results not consistent with reported data and survey results for other vaccines.
- 2004: Estimate based on reported data.
- 2005: Estimate based on reported data.
- 2006: Estimate based on reported data.
- 2007: Estimate based on reported data.
- 2008: Estimate based on reported data.
- 2009: Estimate based on reported data. 84 percent survey results supports reported data of 91 percent.
- 2010: Estimate based on reported data.

	1997	1998	1999	2000	2001	2002	2003	2004	2005	2006	2007	2008	2009	2010
Estimate	73	72	72	78	86	89	97	94	91	93	90	88	91	92
Official	73	72	72	78	86	89	97	94	91	93	90	88	91	92
Administrative	NA	NA	72	78	86	89	97	94	91	89	90	88	91	92
Survey	NA	78	NA	NA	NA	NA	80	NA	NA	NA	NA	NA	84	NA

United Republic of Tanzania - HepB3

TZA - HepB3



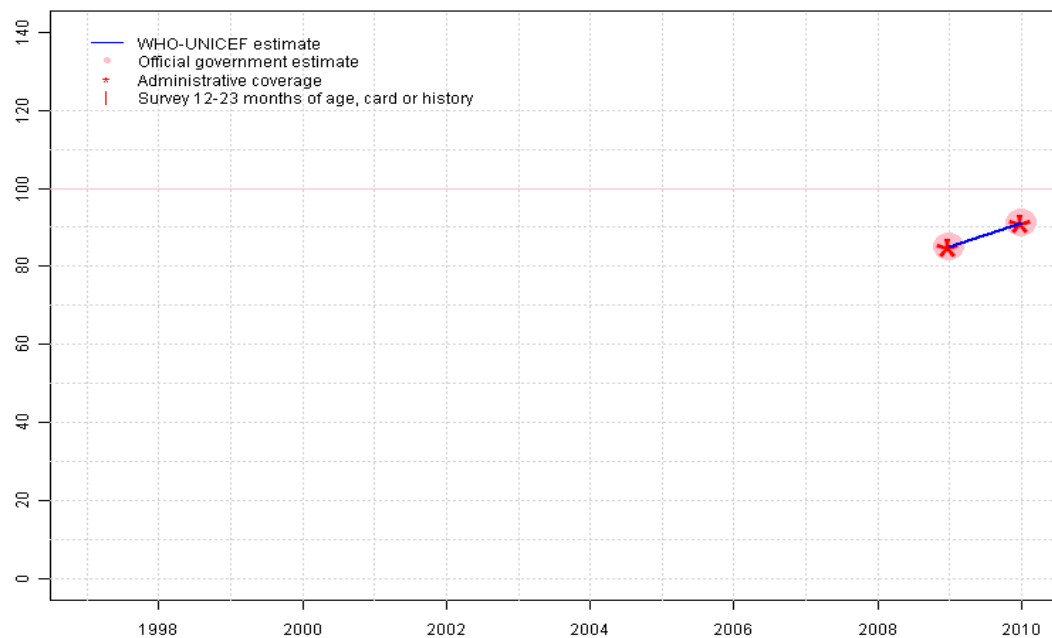
Description:

- 2002: Estimate based on reported data. HepB introduced in 2002
- 2003: Estimate based on reported data. 88 percent survey results supports reported data of 95 percent. Survey results of 86 percent modified for recall bias to 88 percent based on 1st dose card or history coverage of 93 percent, 1st dose card only coverage of 77 percent and 3d dose card only coverage of 73 percent.
- 2004: Estimate based on reported data.
- 2005: Estimate based on reported data.
- 2006: Estimate based on reported data.
- 2007: Estimate based on reported data.
- 2008: Estimate based on reported data.
- 2009: Estimate based on reported data.
- 2010: Estimate based on reported data.

	1997	1998	1999	2000	2001	2002	2003	2004	2005	2006	2007	2008	2009	2010
Estimate	NA	NA	NA	NA	NA	89	95	95	90	90	83	86	85	91
Official	NA	NA	NA	NA	NA	89	95	95	90	90	83	86	85	91
Administrative	NA	NA	NA	NA	NA	89	95	95	90	87	83	86	85	91
Survey	NA	NA	NA	NA	NA	NA	86	NA	NA	NA	NA	NA	NA	NA

United Republic of Tanzania - Hib3

TZA - Hib3



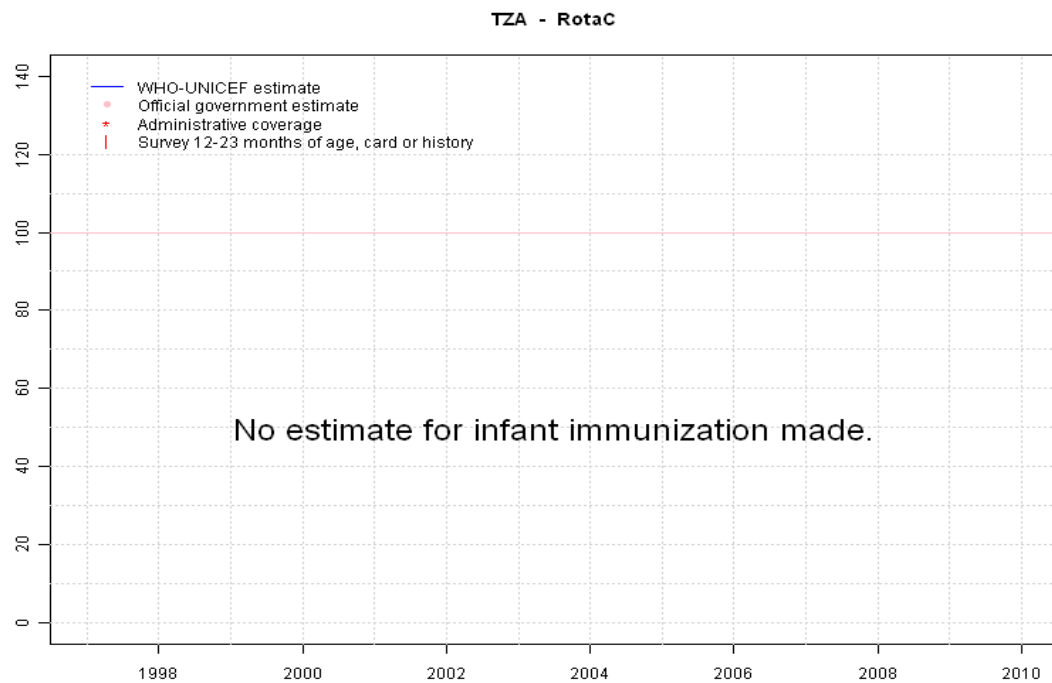
Description:

2009: Estimate based on reported data. Hib introduced in 2009 Vaccine presentation is DTP-HepB-Hib.

2010: Estimate based on reported data.

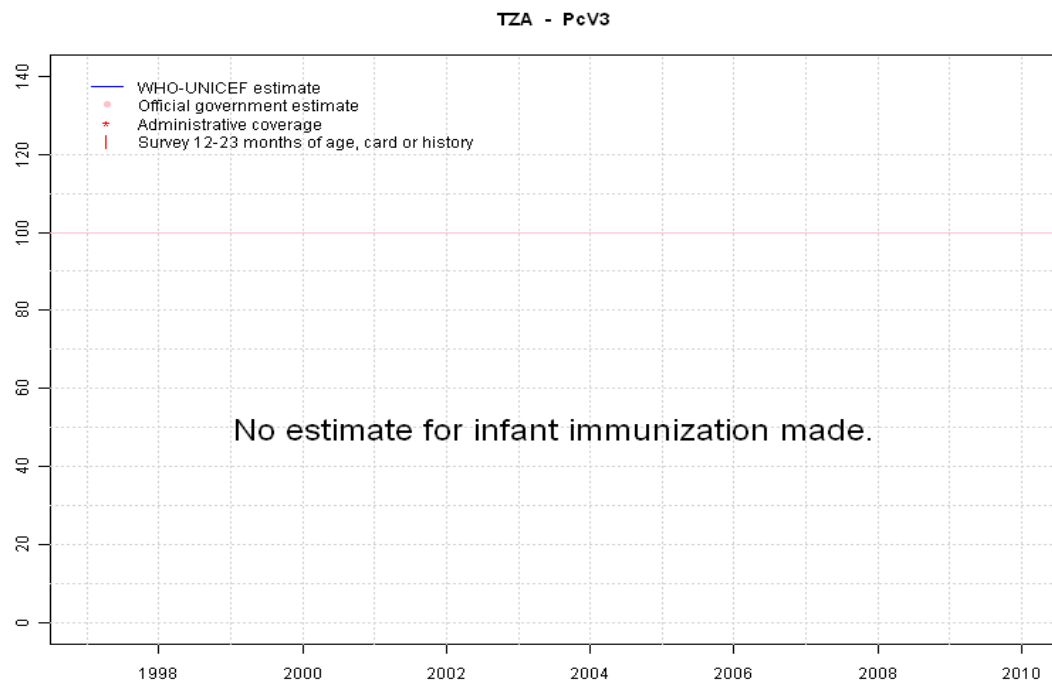
	1997	1998	1999	2000	2001	2002	2003	2004	2005	2006	2007	2008	2009	2010
Estimate	NA	NA	NA	NA	NA	NA	NA	NA	NA	NA	NA	NA	85	91
Official	NA	NA	NA	NA	NA	NA	NA	NA	NA	NA	NA	NA	85	91
Administrative	NA	NA	NA	NA	NA	NA	NA	NA	NA	NA	NA	NA	85	91
Survey	NA	NA	NA	NA	NA	NA	NA	NA	NA	NA	NA	NA	NA	NA

United Republic of Tanzania - RotaC



	1997	1998	1999	2000	2001	2002	2003	2004	2005	2006	2007	2008	2009	2010
Estimate	NA	NA	NA	NA	NA	NA	NA	NA	NA	NA	NA	NA	NA	NA
Official	NA	NA	NA	NA	NA	NA	NA	NA	NA	NA	NA	NA	NA	NA
Administrative	NA	NA	NA	NA	NA	NA	NA	NA	NA	NA	NA	NA	NA	NA
Survey	NA	NA	NA	NA	NA	NA	NA	NA	NA	NA	NA	NA	NA	NA

United Republic of Tanzania - PcV3



	1997	1998	1999	2000	2001	2002	2003	2004	2005	2006	2007	2008	2009	2010
Estimate	NA	NA	NA	NA	NA	NA	NA	NA	NA	NA	NA	NA	NA	NA
Official	NA	NA	NA	NA	NA	NA	NA	NA	NA	NA	NA	NA	NA	NA
Administrative	NA	NA	NA	NA	NA	NA	NA	NA	NA	NA	NA	NA	NA	NA
Survey	NA	NA	NA	NA	NA	NA	NA	NA	NA	NA	NA	NA	NA	NA

United Republic of Tanzania - survey details

2009 Tanzania Demographic and Health Survey 2010, Preliminary Report

Vaccine	Confirmation method	Coverage	Age cohort	Sample	Cards seen
DTP1	Card or History	96	12-23 m	1576	84
DTP3	Card or History	88	12-23 m	1576	84
MCV	Card or History	84	12-23 m	1576	84
Pol1	Card or History	97	12-23 m	1576	84

Pol1	C or H <12 months	94	12-23 m	1658	79
Pol1	Card	78	12-23 m	1658	79
Pol1	Card or history	94	12-23 m	1658	79
Pol1	History	17	12-23 m	1658	79
Pol3	Card or history	84	12-23 m	1658	79
Pol3	History	12	12-23 m	1658	79
Pol3	C or H <12 months	82	12-23 m	1658	79
Pol3	Card	72	12-23 m	1658	79

2003 Tanzania Demographic and Health Survey 2004-2005

Vaccine	Confirmation method	Coverage	Age cohort	Sample	Cards seen
BCG	C or H <12 months	91	12-23 m	1658	79
BCG	Card	75	12-23 m	1658	79
BCG	Card or history	91	12-23 m	1658	79
BCG	History	16	12-23 m	1658	79
DTP1	Card or history	93	12-23 m	1658	79
DTP1	Card	77	12-23 m	1658	79
DTP1	History	16	12-23 m	1658	79
DTP1	C or H <12 months	93	12-23 m	1658	79
DTP3	C or H <12 months	84	12-23 m	1658	79
DTP3	Card	73	12-23 m	1658	79
DTP3	Card or history	86	12-23 m	1658	79
DTP3	History	13	12-23 m	1658	79
HepB1	Card or history	93	12-23 m	1658	79
HepB1	Card	77	12-23 m	1658	79
HepB1	History	16	12-23 m	1658	79
HepB1	C or H <12 months	93	12-23 m	1658	79
HepB3	C or H <12 months	84	12-23 m	1658	79
HepB3	Card	73	12-23 m	1658	79
HepB3	Card or history	86	12-23 m	1658	79
HepB3	History	13	12-23 m	1658	79
MCV	C or H <12 months	70	12-23 m	1658	79
MCV	Card	66	12-23 m	1658	79
MCV	Card or history	80	12-23 m	1658	79
MCV	History	14	12-23 m	1658	79

1998 Tanzania Reproductive and Child Health Survey 1999, 2000

Vaccine	Confirmation method	Coverage	Age cohort	Sample	Cards seen
BCG	C or H <12 months	92	12-23 m	593	74
BCG	Card	73	12-23 m	593	74
BCG	Card or History	93	12-23 m	593	74
BCG	History	20	12-23 m	593	74
DTP1	C or H <12 months	91	12-23 m	593	74
DTP1	Card	73	12-23 m	593	74
DTP1	Card or History	92	12-23 m	593	74
DTP1	History	19	12-23 m	593	74
DTP3	History	12	12-23 m	593	74
DTP3	C or H <12 months	77	12-23 m	593	74
DTP3	Card	69	12-23 m	593	74
DTP3	Card or History	81	12-23 m	593	74
MCV	Card	64	12-23 m	593	74
MCV	Card or History	78	12-23 m	593	74
MCV	History	14	12-23 m	593	74
MCV	C or H <12 months	69	12-23 m	593	74
Pol1	C or H <12 months	93	12-23 m	593	74
Pol1	Card	73	12-23 m	593	74
Pol1	Card or History	93	12-23 m	593	74
Pol1	History	20	12-23 m	593	74
Pol3	History	12	12-23 m	593	74
Pol3	C or H <12 months	77	12-23 m	593	74
Pol3	Card	68	12-23 m	593	74
Pol3	Card or History	80	12-23 m	593	74

United Republic of Tanzania - survey details

Further information and estimates for 1980-1996 are available at:

http://www.childinfo.org/immunization_countryreports.html

http://www.who.int/immunization_monitoring/routine/immunization_coverage/en/index4.html

United Republic of Tanzania

WHO/UNICEF Estimates of Protection at Birth (PAB) against tetanus

In countries where tetanus is recommended for girls and women coverage is usually reported as "TT2+", i.e. the proportion of (pregnant) women who have received their second or superior TT dose in a given year. TT2 + coverage, however, can under-represent the actual proportion of births that are protected against tetanus as it does not include women who have previously received protective doses, women who received one dose without documentation of previous doses, and women who received doses in TT (or Td) supplemental immunization activities (SIA). In addition, girls who have received DTP in their childhood and are entering childbearing age, may be protected with TT booster doses.

WHO and UNICEF have developed a model that takes into account the above scenarios, and calculates the proportion of births in a given year that can be considered as having been protected against tetanus - "Protection at Birth".

In this model, annual cohorts of women are followed from infancy through their life. A proportion receive DTP in infancy (estimated based on the WHO-UNICEF estimates of DTP3 coverage). In addition some of these women also receive TT through routine services when they are pregnant and may also receive TT during SIAs. The model also adjusts reported data, taking into account coverage patterns in other years, and/or results available through surveys. The duration of protection is then calculated, based on WHO estimates of the duration of protection by doses ever received. The proportion of births that are protected against tetanus as a result of maternal immunization reflects the tetanus immunization received by the mother throughout her life rather than simply the TT immunizations received during the current pregnancy.

Year	PAB coverage estimate (%)
1997	81
1998	81
1999	81
2000	79
2001	80
2002	80
2003	80
2004	80
2005	81
2006	81
2007	81
2008	81
2009	90
2010	83

¹ This model is described in: Griffiths U., Wolfson L., Quddus A., Younus M., Hafiz R.. Incremental cost-effectiveness of supplementary immunization activities to prevent neo-natal tetanus in Pakistan. Bulletin of the World Health Organization 2004; 82:643-651.