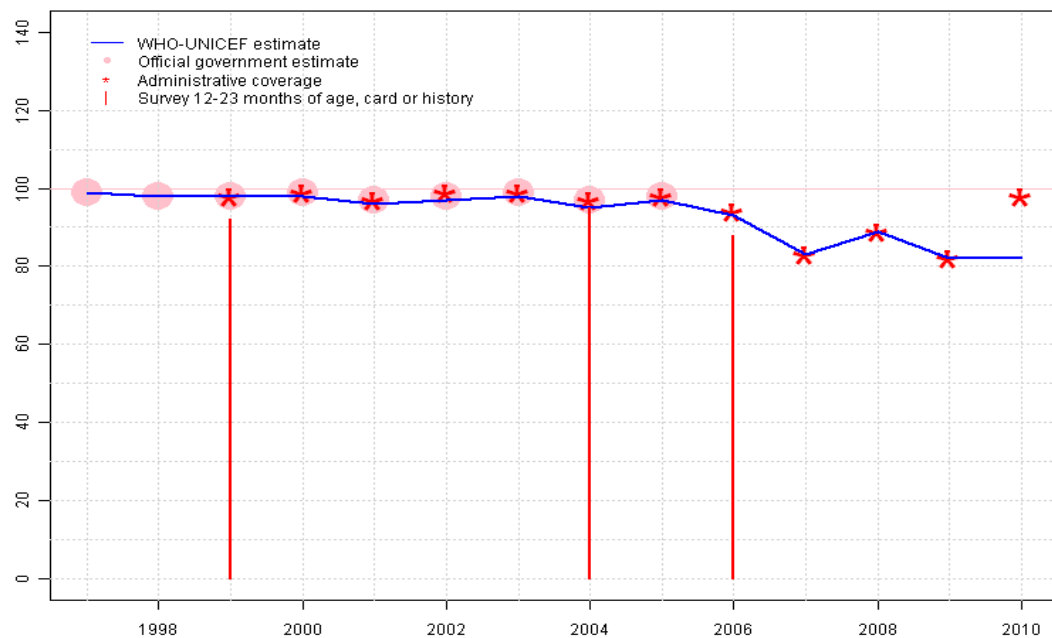


Tajikistan - BCG

TJK - BCG



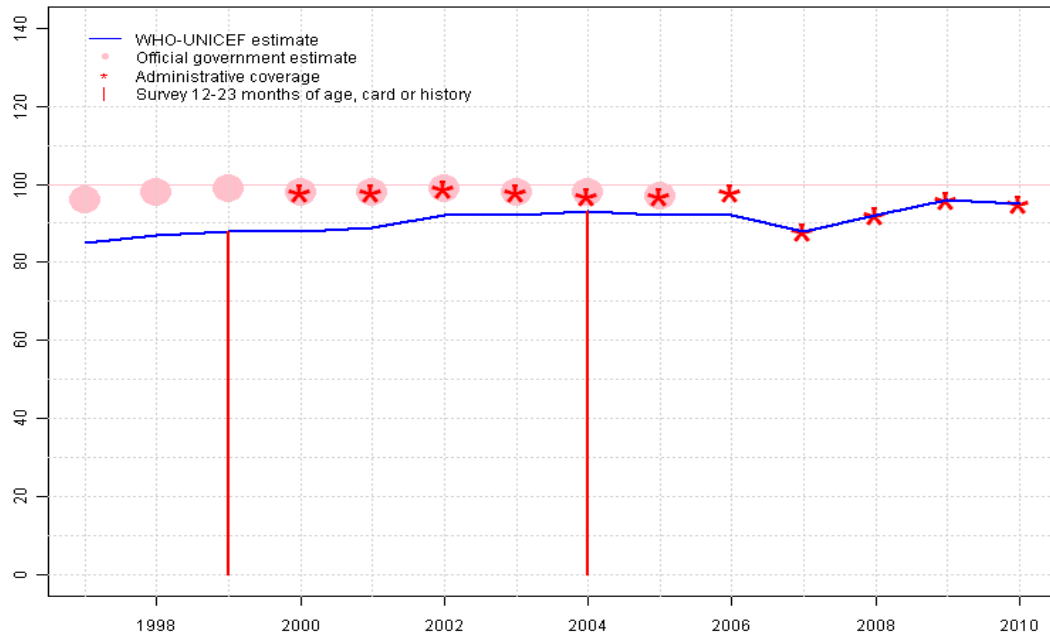
Description:

- 1997: Legacy estimate.
- 1998: Estimate based on reported data.
- 1999: Estimate based on reported data. 92 percent survey results supports reported data of 98 percent.
- 2000: Reported data calibrated to 1999 and 2004 levels.
- 2001: Reported data calibrated to 1999 and 2004 levels.
- 2002: Reported data calibrated to 1999 and 2004 levels.
- 2003: Reported data calibrated to 1999 and 2004 levels.
- 2004: Estimate based on survey results
- 2005: Reported data calibrated to 2004 and 2007 levels.
- 2006: Reported data calibrated to 2004 and 2007 levels. Survey not accepted. Survey ignored; results and methodology are inconsistent with previous surveys; sample size equals the size of the target population with only 4860 households surveyed.
- 2007: Estimate based on reported data following updated denominator estimate.
- 2008: Estimate based on reported data.
- 2009: Estimate based on reported data.
- 2010: Estimate based on extrapolation from 2009 value of 82 percent. Reported data not accepted due to a change from 82 level to 98 percent.

	1997	1998	1999	2000	2001	2002	2003	2004	2005	2006	2007	2008	2009	2010
Estimate	99	98	98	98	96	97	98	95	97	93	83	89	82	82
Official	99	98	98	99	97	98	99	97	98	NA	NA	NA	NA	NA
Administrative	NA	NA	98	99	97	99	99	97	98	94	83	89	82	98
Survey	NA	NA	92	NA	NA	NA	NA	95	NA	88	NA	NA	NA	NA

Tajikistan - DTP1

TJK - DTP1



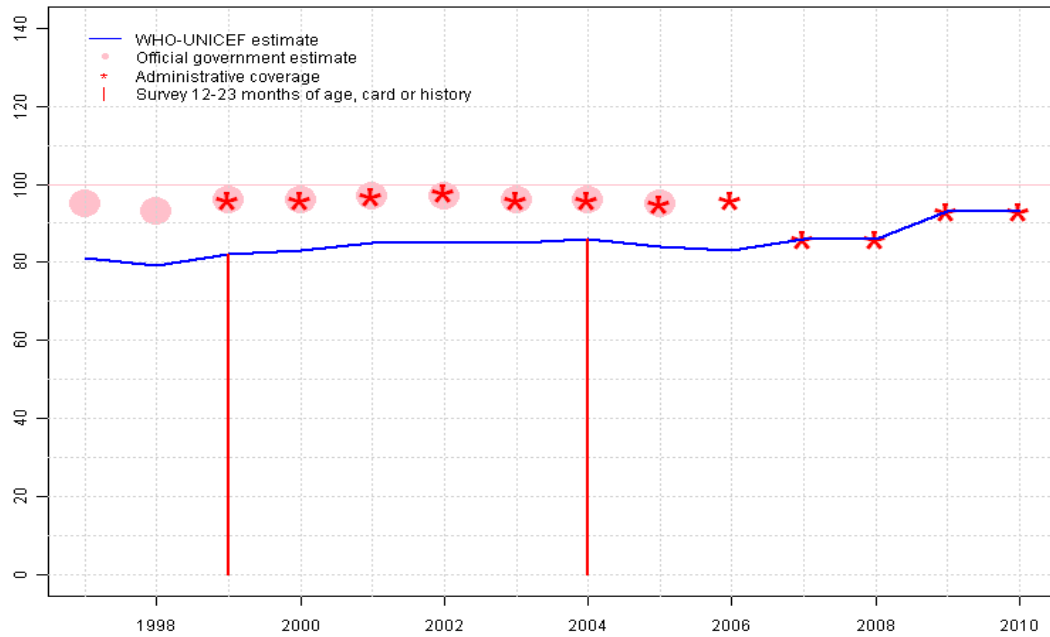
Description:

- 1997: Legacy estimate.
- 1998: Reported data calibrated to 1997 and 1999 levels.
- 1999: Estimate based on survey results. 88 percent survey results does not support reported data of 99 percent.
- 2000: Reported data calibrated to 1999 and 2004 levels. Current estimate of 88 percent changed from previous revision value of 89 percent.
- 2001: Reported data calibrated to 1999 and 2004 levels. Current estimate of 89 percent changed from previous revision value of 90 percent.
- 2002: Reported data calibrated to 1999 and 2004 levels. Current estimate of 92 percent changed from previous revision value of 91 percent.
- 2003: Reported data calibrated to 1999 and 2004 levels.
- 2004: Estimate is based on survey results
- 2005: Reported data calibrated to 2004 and 2006 levels. Current estimate of 92 percent changed from previous revision value of 93 percent.
- 2006: Estimate based on reported data calibrated to the level of the 2004 survey. Current estimate of 92 percent changed from previous revision value of 97 percent.
- 2007: Estimate based on the reported data following a denominator series revision by the Ministry of Health.
- 2008: Estimate based on reported data.
- 2009: Estimate based on reported data.
- 2010: Estimate based on reported data.

	1997	1998	1999	2000	2001	2002	2003	2004	2005	2006	2007	2008	2009	2010
Estimate	85	87	88	88	89	92	92	93	92	92	88	92	96	95
Official	96	98	99	98	98	99	98	98	97	NA	NA	NA	NA	NA
Administrative	NA	NA	NA	98	98	99	98	97	97	98	88	92	96	95
Survey	NA	NA	88	NA	NA	NA	NA	93	NA	NA	NA	NA	NA	NA

Tajikistan - DTP3

TJK - DTP3



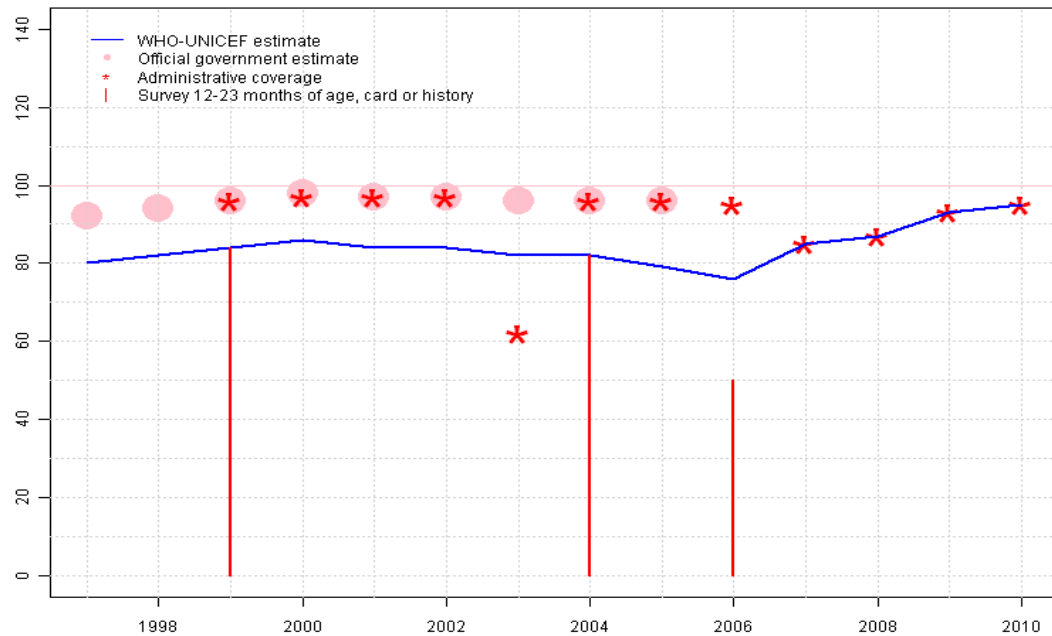
Description:

- 1997: Legacy estimate.
- 1998: Reported data calibrated to 1997 and 1999 levels.
- 1999: Recall bias adjustment for survey results ignored due to high card retention rates. Survey results of 82 percent modified for recall bias to 86 percent based on 1st dose card or history coverage of 88 percent, 1st dose card only coverage of 76 percent and 3d dose card only coverage of 74 percent.
- 2000: Reported data calibrated to 1999 and 2004 levels.
- 2001: Reported data calibrated to 1999 and 2004 levels. Current estimate of 85 percent changed from previous revision value of 84 percent.
- 2002: Reported data calibrated to 1999 and 2004 levels. Current estimate of 85 percent changed from previous revision value of 84 percent.
- 2003: Reported data calibrated to 1999 and 2004 levels.
- 2004: Estimate based on survey results Survey results of 86 percent modified for recall bias to 91 percent based on 1st dose card or history coverage of 93 percent, 1st dose card only coverage of 82 percent and 3d dose card only coverage of 80 percent. Recall bias adjustment for survey results ignored due to high card retention rates.
- 2005: Reported data calibrated to 2004 and 2006 levels. Current estimate of 84 percent changed from previous revision value of 86 percent.
- 2006: Estimate based on reported data calibrated to the level of the 2004 survey. Current estimate of 83 percent changed from previous revision value of 86 percent.
- 2007: Estimate based on reported data following updated denominator estimate.
- 2008: Estimate based on reported data.
- 2009: Estimate based on reported data.
- 2010: Estimate based on reported data.

	1997	1998	1999	2000	2001	2002	2003	2004	2005	2006	2007	2008	2009	2010
Estimate	81	79	82	83	85	85	85	86	84	83	86	86	93	93
Official	95	93	96	96	97	97	96	96	95	NA	NA	NA	NA	NA
Administrative	NA	NA	96	96	97	98	96	96	95	96	86	86	93	93
Survey	NA	NA	82	NA	NA	NA	NA	86	NA	NA	NA	NA	NA	NA

Tajikistan - Pol3

TJK - Pol3



	1997	1998	1999	2000	2001	2002	2003	2004	2005	2006	2007	2008	2009	2010
Estimate	80	82	84	86	84	84	82	82	79	76	85	87	93	95
Official	92	94	96	98	97	97	96	96	96	NA	NA	NA	NA	NA
Administrative	NA	NA	96	97	97	97	62	96	96	95	85	87	93	95
Survey	NA	NA	84	NA	NA	NA	NA	82	NA	50	NA	NA	NA	NA

Description:

1997: Legacy estimate.

1998: Reported data calibrated to 1997 and 1999 levels.

1999: Recall bias adjustment for survey results ignored due to high card retention rates. Survey results of 84 percent modified for recall bias to 88 percent based on 1st dose card or history coverage of 92 percent, 1st dose card only coverage of 78 percent and 3d dose card only coverage of 75 percent.

2000: Reported data calibrated to 1999 and 2004 levels. Current estimate of 86 percent changed from previous revision value of 84 percent.

2001: Reported data calibrated to 1999 and 2004 levels. Current estimate of 84 percent changed from previous revision value of 83 percent.

2002: Reported data calibrated to 1999 and 2004 levels. Current estimate of 84 percent changed from previous revision value of 83 percent.

2003: Reported data calibrated to 1999 and 2004 levels.

2004: Estimate based on survey results Survey results of 82 percent modified for recall bias to 91 percent based on 1st dose card or history coverage of 93 percent, 1st dose card only coverage of 81 percent and 3d dose card only coverage of 79 percent. Recall bias adjustment for survey results ignored due to high card retention rates.

2005: Reported data calibrated to 2004 and 2006 levels. Current estimate of 79 percent changed from previous revision value of 83 percent.

2006: Estimate based on reported data calibrated to the level of the 2004 survey. Survey not accepted. Survey ignored; results and methodology are inconsistent with previous surveys; sample size equals the size of the target population with only 4860 households surveyed. Current estimate of 76 percent changed from previous revision value of 84 percent.

2007: Estimate based on reported data following updated denominator estimate.

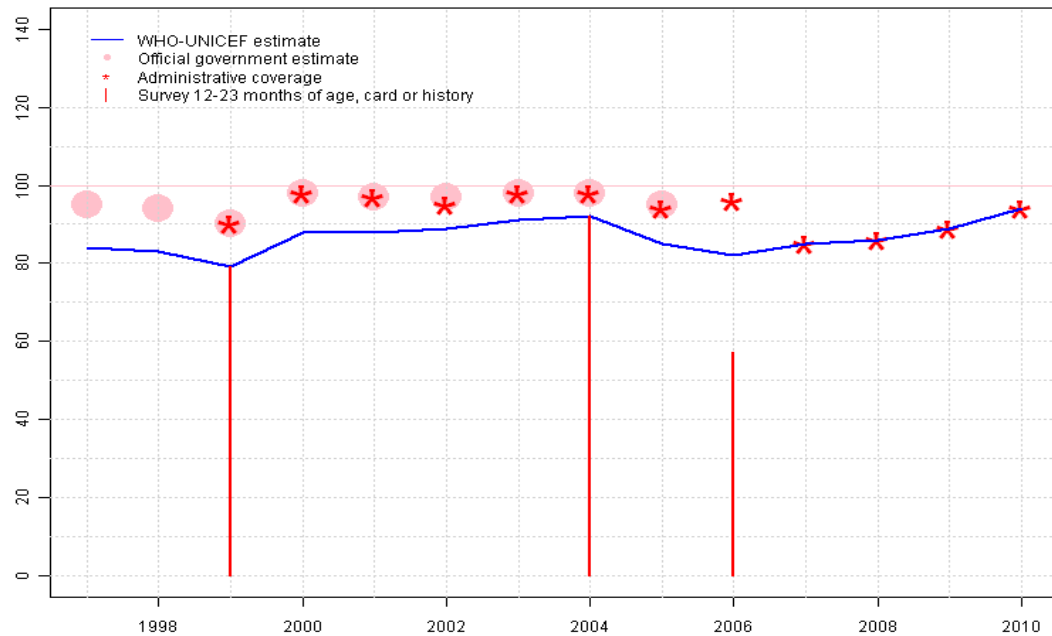
2008: Estimate based on reported data.

2009: Estimate based on reported data. MoH reports polio outbreak of more than 300 cases as of 1 July 2010.

2010: Estimate based on reported data.

Tajikistan - MCV

TJK - MCV

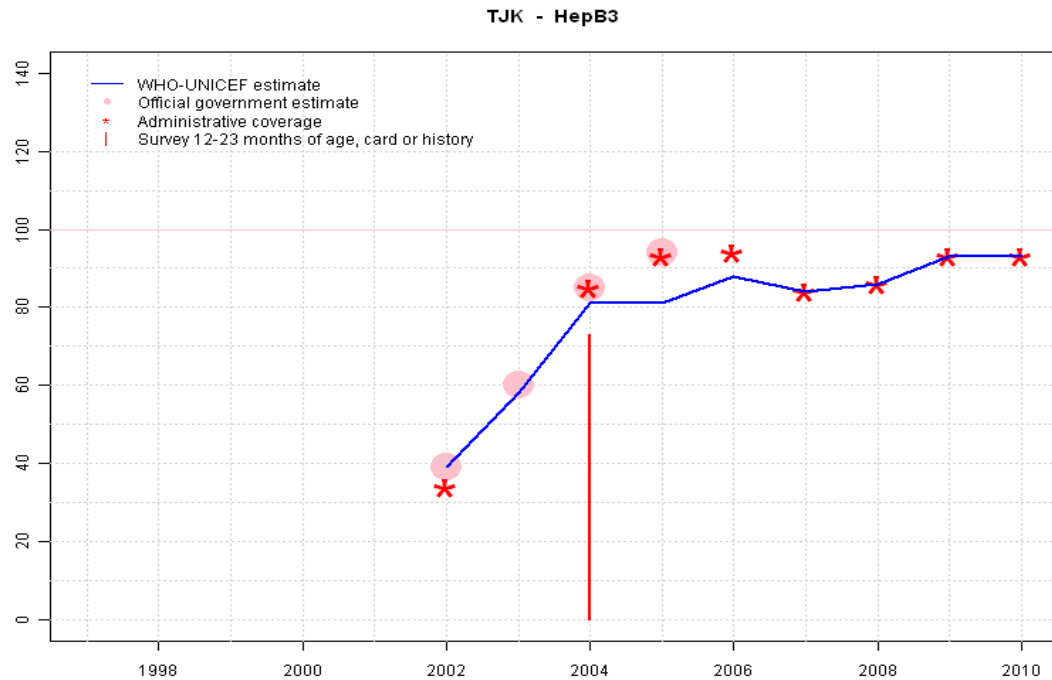


	1997	1998	1999	2000	2001	2002	2003	2004	2005	2006	2007	2008	2009	2010
Estimate	84	83	79	88	88	89	91	92	85	82	85	86	89	94
Official	95	94	90	98	97	97	98	98	95	NA	NA	NA	NA	NA
Administrative	NA	NA	90	98	97	95	98	98	94	96	85	86	89	94
Survey	NA	NA	79	NA	NA	NA	NA	92	NA	57	NA	NA	NA	NA

Description:

- 1997: Legacy estimate.
- 1998: Reported data calibrated to 1997 and 1999 levels.
- 1999: Estimate based on survey results. 79 percent survey results does not support reported data of 90 percent.
- 2000: Reported data calibrated to 1999 and 2004 levels.
- 2001: Reported data calibrated to 1999 and 2004 levels.
- 2002: Reported data calibrated to 1999 and 2004 levels.
- 2003: Reported data calibrated to 1999 and 2004 levels.
- 2004: Estimate based on survey results
- 2005: Reported data calibrated to 2004 and 2006 levels. Current estimate of 85 percent changed from previous revision value of 91 percent.
- 2006: Estimate based on reported data calibrated to the level of the 2004 survey. Survey not accepted. Survey ignored; results and methodology are inconsistent with previous surveys; sample size equals the size of the target population with only 4860 households surveyed. Current estimate of 82 percent changed from previous revision value of 94 percent.
- 2007: Estimate based on reported data following updated denominator estimate.
- 2008: Estimate based on reported data.
- 2009: Estimate based on reported data.
- 2010: Estimate based on reported data.

Tajikistan - HepB3



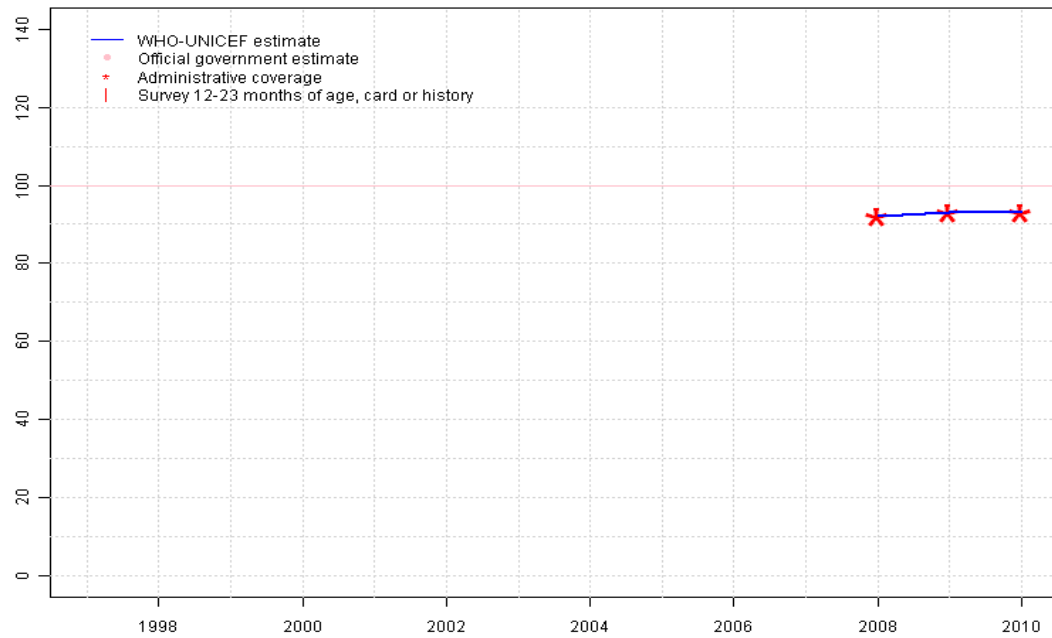
Description:

- 2002: Hepatitis B vaccine introduced in 2002. HepB introduced in 2002
- 2003: Reported data calibrated to 2002 and 2004 levels. Current estimate of 58 percent changed from previous revision value of 54 percent.
- 2004: Estimate based on survey results. Survey results of 73 percent modified for recall bias to 81 percent based on 1st dose card or history coverage of 85 percent, 1st dose card only coverage of 70 percent and 3d dose card only coverage of 67 percent. Current estimate of 81 percent changed from previous revision value of 73 percent.
- 2005: Estimate based on survey results. Current estimate of 81 percent changed from previous revision value of 85 percent.
- 2006: Reported data calibrated to 2005 and 2007 levels. Current estimate of 88 percent changed from previous revision value of 90 percent.
- 2007: Estimate based on reported data following updated denominator estimate.
- 2008: Estimate based on reported data.
- 2009: Estimate based on reported data.
- 2010: Estimate based on reported data.

	1997	1998	1999	2000	2001	2002	2003	2004	2005	2006	2007	2008	2009	2010
Estimate	NA	NA	NA	NA	NA	39	58	81	81	88	84	86	93	93
Official	NA	NA	NA	NA	NA	39	60	85	94	NA	NA	NA	NA	NA
Administrative	NA	NA	NA	NA	NA	34	NA	85	93	94	84	86	93	93
Survey	NA	NA	NA	NA	NA	NA	NA	73	NA	NA	NA	NA	NA	NA

Tajikistan - Hib3

TJK - Hib3



Description:

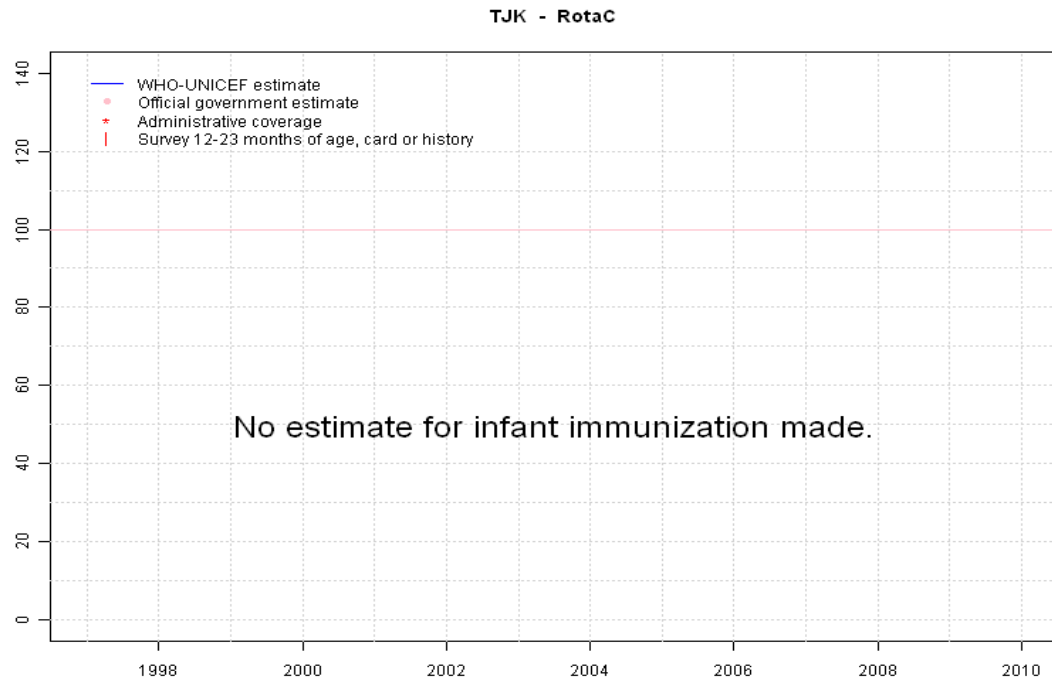
2008: Estimate based on reported data. Hib introduced in 2008 Vaccine presentation is DTP-HepB-Hib.

2009: Estimate based on reported data.

2010: Estimate based on reported data.

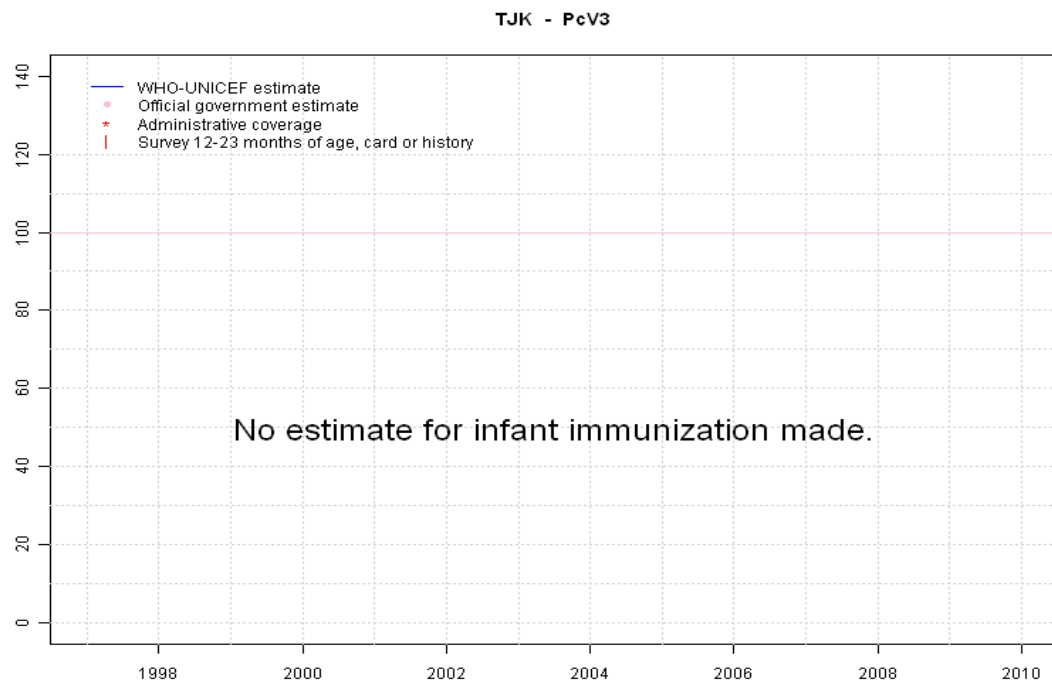
	1997	1998	1999	2000	2001	2002	2003	2004	2005	2006	2007	2008	2009	2010
Estimate	NA	NA	NA	NA	NA	NA	NA	NA	NA	NA	NA	92	93	93
Official	NA	NA	NA	NA	NA	NA	NA	NA	NA	NA	NA	NA	NA	NA
Administrative	NA	NA	NA	NA	NA	NA	NA	NA	NA	NA	NA	92	93	93
Survey	NA	NA	NA	NA	NA	NA	NA	NA	NA	NA	NA	NA	NA	NA

Tajikistan - RotaC



	1997	1998	1999	2000	2001	2002	2003	2004	2005	2006	2007	2008	2009	2010
Estimate	NA	NA	NA	NA	NA	NA	NA	NA	NA	NA	NA	NA	NA	NA
Official	NA	NA	NA	NA	NA	NA	NA	NA	NA	NA	NA	NA	NA	NA
Administrative	NA	NA	NA	NA	NA	NA	NA	NA	NA	NA	NA	NA	NA	NA
Survey	NA	NA	NA	NA	NA	NA	NA	NA	NA	NA	NA	NA	NA	NA

Tajikistan - PcV3



	1997	1998	1999	2000	2001	2002	2003	2004	2005	2006	2007	2008	2009	2010
Estimate	NA	NA	NA	NA	NA	NA	NA	NA	NA	NA	NA	NA	NA	NA
Official	NA	NA	NA	NA	NA	NA	NA	NA	NA	NA	NA	NA	NA	NA
Administrative	NA	NA	NA	NA	NA	NA	NA	NA	NA	NA	NA	NA	NA	NA
Survey	NA	NA	NA	NA	NA	NA	NA	NA	NA	NA	NA	NA	NA	NA

Tajikistan - survey details

2006 Tajikistan Living Standards Measurement Survey 2007

Vaccine	Confirmation method	Coverage	Age cohort	Sample	Cards seen
BCG	Card or History	88	12-23 m	157759	0
MCV	Card or History	57	12-23 m	157759	0
Pol1	Card or History	83	12-23 m	157759	0
Pol3	Card or History	50	12-23 m	157759	0

Pol1	Card	81	18-29 m	826	83
Pol1	Card or History	93	18-29 m	826	83
Pol1	History	12	18-29 m	826	83
Pol3	Card or History	82	18-29 m	826	83
Pol3	History	3	18-29 m	826	83
Pol3	C or H <12 months	79	18-29 m	826	83
Pol3	Card	79	18-29 m	826	83

2004 Tajikistan Multiple Indicator Cluster Survey 2005

Vaccine	Confirmation method	Coverage	Age cohort	Sample	Cards seen
BCG	C or H <12 months	94	18-29 m	826	83
BCG	Card	81	18-29 m	826	83
BCG	Card or History	95	18-29 m	826	83
BCG	History	14	18-29 m	826	83
DTP1	Card or History	93	18-29 m	826	83
DTP1	Card	82	18-29 m	826	83
DTP1	History	11	18-29 m	826	83
DTP1	C or H <12 months	91	18-29 m	826	83
DTP3	C or H <12 months	82	18-29 m	826	83
DTP3	Card	80	18-29 m	826	83
DTP3	Card or History	86	18-29 m	826	83
DTP3	History	6	18-29 m	826	83
HepB1	Card or History	85	18-29 m	826	83
HepB1	Card	70	18-29 m	826	83
HepB1	History	15	18-29 m	826	83
HepB1	C or H <12 months	84	18-29 m	826	83
HepB3	C or H <12 months	69	18-29 m	826	83
HepB3	Card	67	18-29 m	826	83
HepB3	Card or History	73	18-29 m	826	83
HepB3	History	6	18-29 m	826	83
MCV	C or H <12 months	91	18-29 m	826	83
MCV	Card	78	18-29 m	826	83
MCV	Card or History	92	18-29 m	826	83
MCV	History	14	18-29 m	826	83
Pol1	C or H <12 months	92	18-29 m	826	83

1999 Multiple Indicator Cluster Survey, Tajikistan 2000

Vaccine	Confirmation method	Coverage	Age cohort	Sample	Cards seen
BCG	C or H <12 months	89	12-23 m	745	78
BCG	Card	76	12-23 m	745	78
BCG	Card or History	92	12-23 m	745	78
BCG	History	16	12-23 m	745	78
DTP1	C or H <12 months	84	12-23 m	745	78
DTP1	Card	76	12-23 m	745	78
DTP1	Card or History	88	12-23 m	745	78
DTP1	History	11	12-23 m	745	78
DTP3	History	18	12-23 m	745	78
DTP3	C or H <12 months	76	12-23 m	745	78
DTP3	Card	74	12-23 m	745	78
DTP3	Card or History	82	12-23 m	745	78
MCV	Card	67	12-23 m	745	78
MCV	Card or History	79	12-23 m	745	78
MCV	History	12	12-23 m	745	78
MCV	C or H <12 months	61	12-23 m	745	78
Pol1	C or H <12 months	89	12-23 m	745	78
Pol1	Card	78	12-23 m	745	78
Pol1	Card or History	92	12-23 m	745	78
Pol1	History	14	12-23 m	745	78
Pol3	History	9	12-23 m	745	78
Pol3	C or H <12 months	78	12-23 m	745	78
Pol3	Card	75	12-23 m	745	78
Pol3	Card or History	84	12-23 m	745	78

Tajikistan - survey details

Further information and estimates for 1980-1996 are available at:

http://www.childinfo.org/immunization_countryreports.html

http://www.who.int/immunization_monitoring/routine/immunization_coverage/en/index4.html