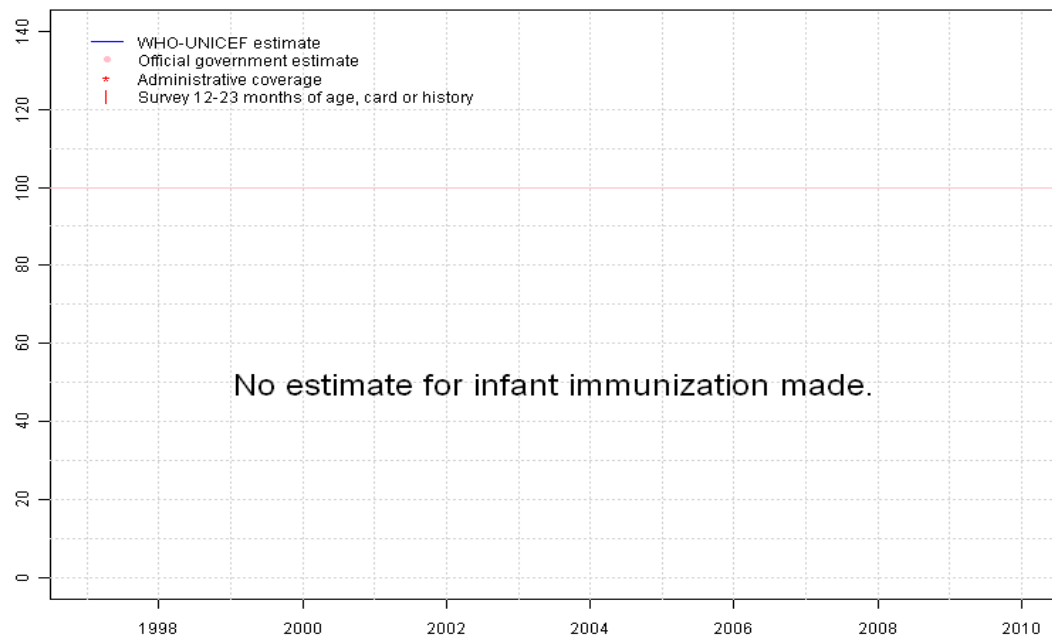


Switzerland - BCG

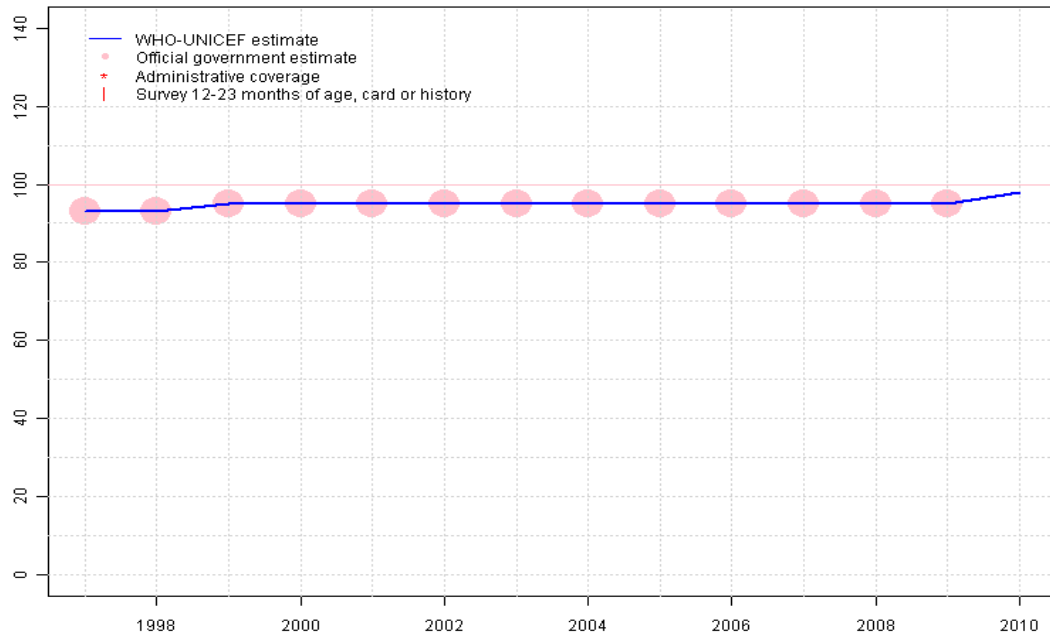
CHE - BCG



	1997	1998	1999	2000	2001	2002	2003	2004	2005	2006	2007	2008	2009	2010
Estimate	NA	NA	NA	NA	NA	NA	NA	NA	NA	NA	NA	NA	NA	NA
Official	NA	NA	NA	NA	NA	NA	NA	NA	NA	NA	NA	NA	NA	NA
Administrative	NA	NA	NA	NA	NA	NA	NA	NA	NA	NA	NA	NA	NA	NA
Survey	NA	NA	NA	NA	NA	NA	NA	NA	NA	NA	NA	NA	NA	NA

Switzerland - DTP1

CHE - DTP1



Description:

1997: Legacy estimate.

1998: Estimate based on reported data.

1999: Estimate based on reported data.

2000: Estimate based on reported data.

2001: Estimate based on reported data.

2002: Estimate based on reported data.

2003: Estimate based on reported data.

2004: Estimate based on reported data.

2005: Estimate based on reported data.

2006: Estimate based on reported data.

2007: Estimate based on reported data.

2008: Estimate based on reported data.

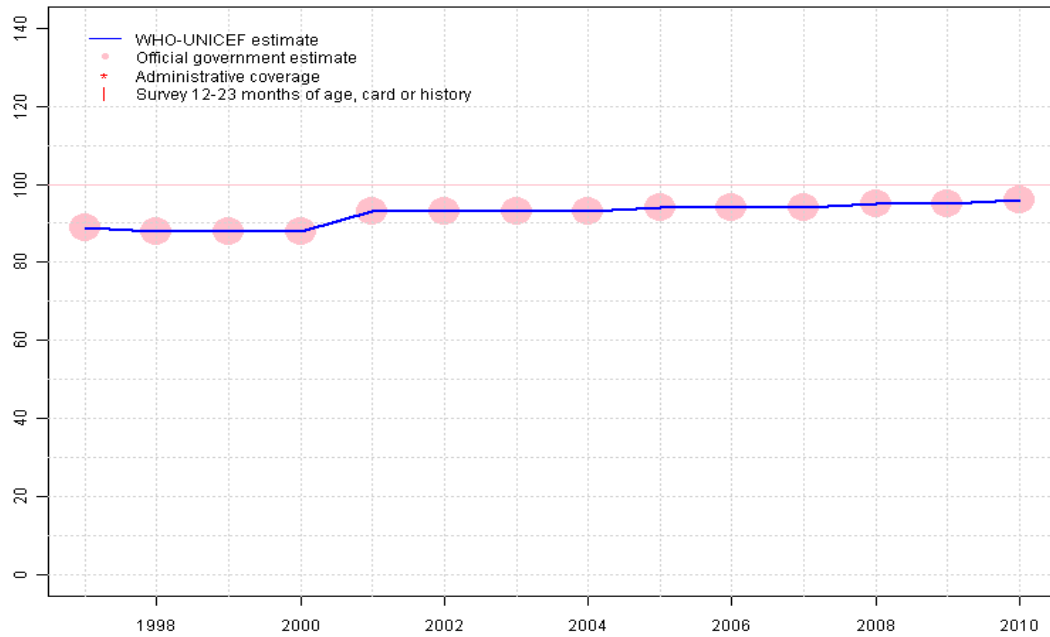
2009: Estimate based on reported data.

2010: No DTP1 data. Estimate based on DTP3 coverage of 96. Reported data based on surveys in 2008-2009 in 14 of 26 cantons

	1997	1998	1999	2000	2001	2002	2003	2004	2005	2006	2007	2008	2009	2010
Estimate	93	93	95	95	95	95	95	95	95	95	95	95	95	98
Official	93	93	95	95	95	95	95	95	95	95	95	95	95	NA
Administrative	NA	NA	NA	NA	NA	NA	NA	NA	NA	NA	NA	NA	NA	NA
Survey	NA	NA	NA	NA	NA	NA	NA	NA	NA	NA	NA	NA	NA	NA

Switzerland - DTP3

CHE - DTP3



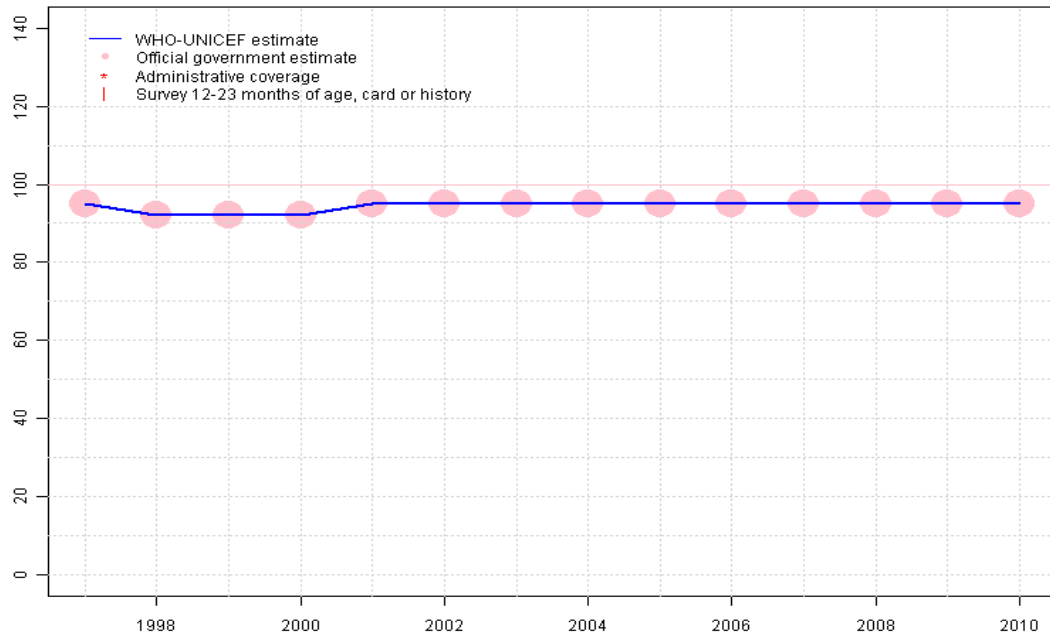
Description:

- 1997: Legacy estimate.
- 1998: Estimate based on reported data.
- 1999: Estimate based on reported data.
- 2000: Estimate based on reported data.
- 2001: Estimate based on reported data.
- 2002: Estimate based on reported data.
- 2003: Estimate based on reported data.
- 2004: Estimate based on reported data.
- 2005: Estimate based on reported data.
- 2006: Estimate based on reported data.
- 2007: Estimate based on reported data.
- 2008: Estimate based on reported data.
- 2009: Estimate based on reported data.
- 2010: Estimate based on reported data. Reported data based on surveys in 2008-2009 in 14 of 26 cantons

	1997	1998	1999	2000	2001	2002	2003	2004	2005	2006	2007	2008	2009	2010
Estimate	89	88	88	88	93	93	93	93	94	94	94	95	95	96
Official	89	88	88	88	93	93	93	93	94	94	94	95	95	96
Administrative	NA	NA	NA	NA	NA	NA	NA	NA	NA	NA	NA	NA	NA	NA
Survey	NA	NA	NA	NA	NA	NA	NA	NA	NA	NA	NA	NA	NA	NA

Switzerland - Pol3

CHE - Pol3



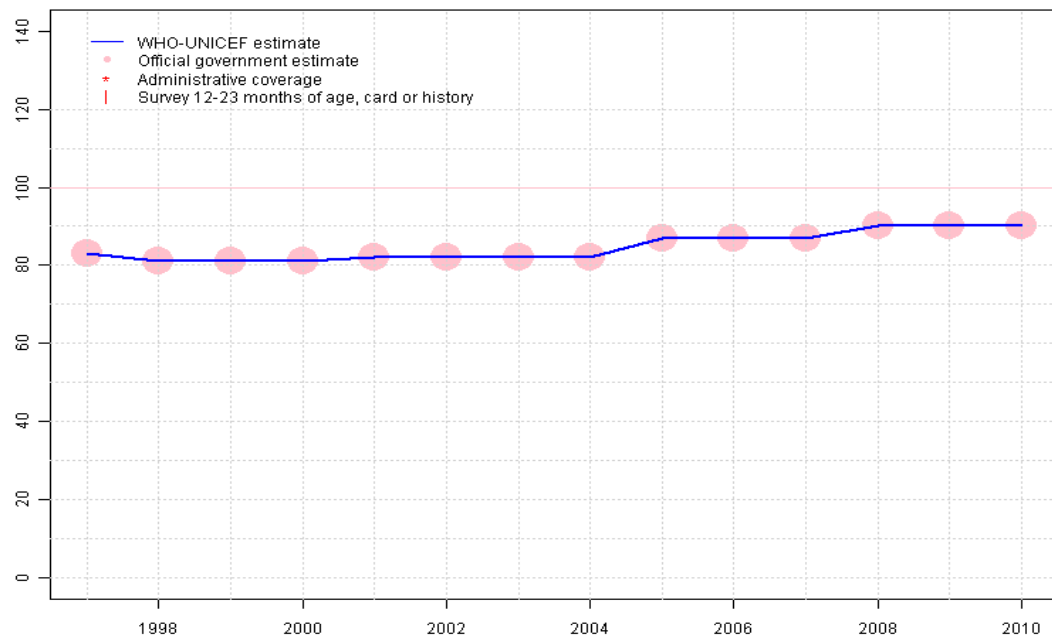
Description:

- 1997: Legacy estimate.
- 1998: Estimate based on reported data.
- 1999: Estimate based on reported data.
- 2000: Estimate based on reported data.
- 2001: Estimate based on reported data.
- 2002: Estimate based on reported data.
- 2003: Estimate based on reported data.
- 2004: Estimate based on reported data.
- 2005: Estimate based on reported data.
- 2006: Estimate based on reported data.
- 2007: Estimate based on reported data.
- 2008: Estimate based on reported data.
- 2009: Estimate based on reported data.
- 2010: Estimate based on reported data. Reported data based on surveys in 2008-2009 in 14 of 26 cantons

	1997	1998	1999	2000	2001	2002	2003	2004	2005	2006	2007	2008	2009	2010
Estimate	95	92	92	92	95	95	95	95	95	95	95	95	95	95
Official	95	92	92	92	95	95	95	95	95	95	95	95	95	95
Administrative	NA	NA	NA	NA	NA	NA	NA	NA	NA	NA	NA	NA	NA	NA
Survey	NA	NA	NA	NA	NA	NA	NA	NA	NA	NA	NA	NA	NA	NA

Switzerland - MCV

CHE - MCV



Description:

1997: Legacy estimate.

1998: Estimate based on reported data.

1999: Estimate based on reported data.

2000: Estimate based on reported data.

2001: Estimate based on reported data.

2002: Estimate based on reported data.

2003: Estimate based on reported data.

2004: Estimate based on reported data.

2005: Estimate based on reported data.

2006: Estimate based on reported data.

2007: Estimate based on reported data.

2008: Estimate based on reported data.

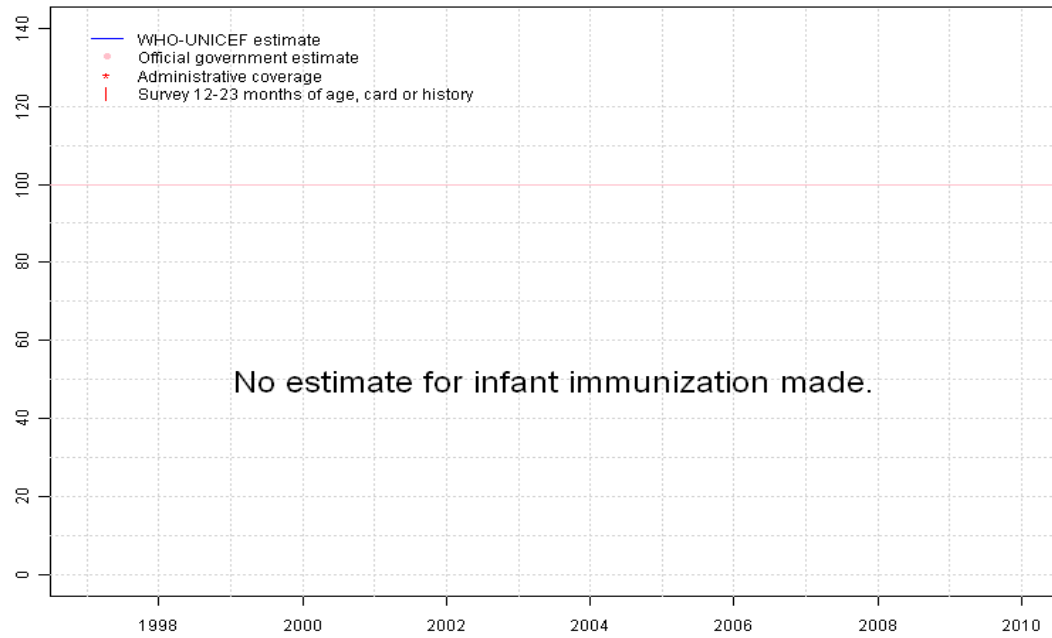
2009: Estimate based on reported data.

2010: Estimate based on reported data. Reported data based on surveys in 2008-2009 in 14 of 26 cantons

	1997	1998	1999	2000	2001	2002	2003	2004	2005	2006	2007	2008	2009	2010
Estimate	83	81	81	81	82	82	82	82	87	87	87	90	90	90
Official	83	81	81	81	82	82	82	82	87	87	87	90	90	90
Administrative	NA	NA	NA	NA	NA	NA	NA	NA	NA	NA	NA	NA	NA	NA
Survey	NA	NA	NA	NA	NA	NA	NA	NA	NA	NA	NA	NA	NA	NA

Switzerland - HepB3

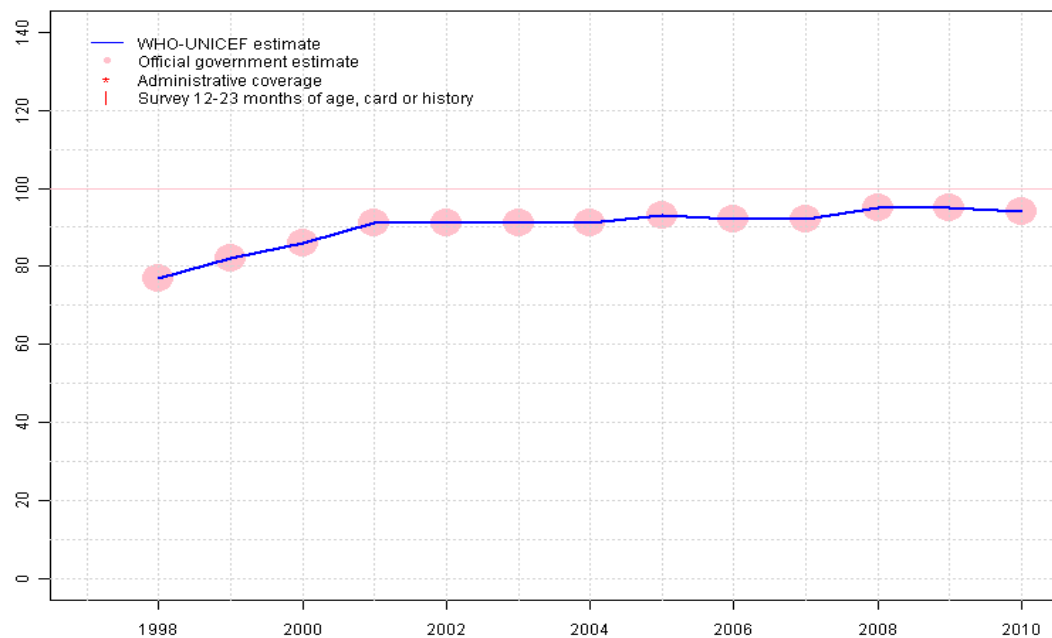
CHE - HepB3



	1997	1998	1999	2000	2001	2002	2003	2004	2005	2006	2007	2008	2009	2010
Estimate	NA	NA	NA	NA	NA	NA	NA	NA	NA	NA	NA	NA	NA	NA
Official	NA	NA	NA	NA	NA	NA	NA	NA	NA	NA	NA	NA	NA	NA
Administrative	NA	NA	NA	NA	NA	NA	NA	NA	NA	NA	NA	NA	NA	NA
Survey	NA	NA	NA	NA	NA	NA	NA	NA	NA	NA	NA	NA	NA	NA

Switzerland - Hib3

CHE - Hib3



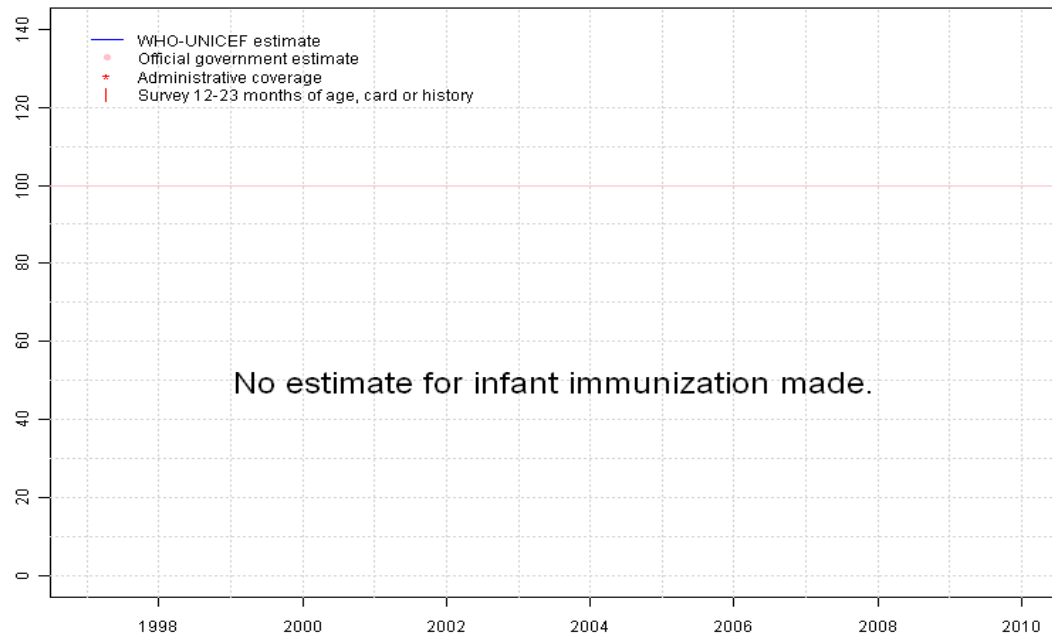
Description:

1998: Estimate based on reported data.
 1999: Estimate based on reported data.
 2000: Estimate based on reported data.
 2001: Estimate based on reported data.
 2002: Estimate based on reported data.
 2003: Estimate based on reported data.
 2004: Estimate based on reported data.
 2005: Estimate based on reported data.
 2006: Estimate based on reported data.
 2007: Estimate based on reported data.
 2008: Estimate based on reported data.
 2009: Estimate based on reported data.
 2010: Estimate based on reported data. Reported data based on surveys in 2008-2009 in 14 of 26 cantons

	1997	1998	1999	2000	2001	2002	2003	2004	2005	2006	2007	2008	2009	2010
Estimate	NA	77	82	86	91	91	91	91	93	92	92	95	95	94
Official	NA	77	82	86	91	91	91	91	93	92	92	95	95	94
Administrative	NA	NA	NA	NA	NA	NA	NA	NA	NA	NA	NA	NA	NA	NA
Survey	NA	NA	NA	NA	NA	NA	NA	NA	NA	NA	NA	NA	NA	NA

Switzerland - RotaC

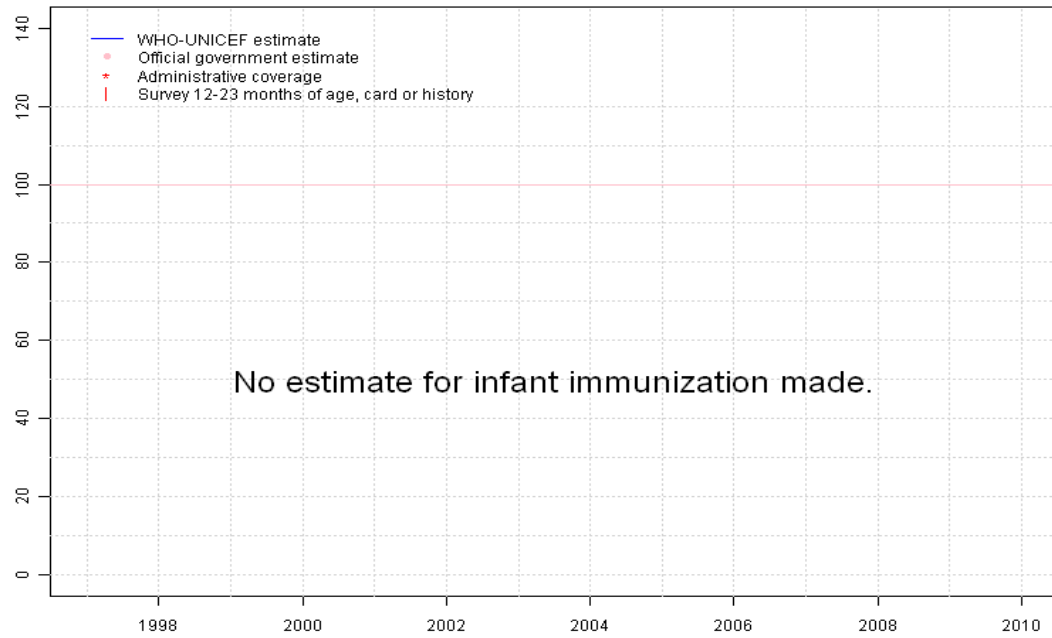
CHE - RotaC



	1997	1998	1999	2000	2001	2002	2003	2004	2005	2006	2007	2008	2009	2010
Estimate	NA	NA	NA	NA	NA	NA	NA	NA	NA	NA	NA	NA	NA	NA
Official	NA	NA	NA	NA	NA	NA	NA	NA	NA	NA	NA	NA	NA	NA
Administrative	NA	NA	NA	NA	NA	NA	NA	NA	NA	NA	NA	NA	NA	NA
Survey	NA	NA	NA	NA	NA	NA	NA	NA	NA	NA	NA	NA	NA	NA

Switzerland - PcV3

CHE - PcV3



	1997	1998	1999	2000	2001	2002	2003	2004	2005	2006	2007	2008	2009	2010
Estimate	NA	NA	NA	NA	NA	NA	NA	NA	NA	NA	NA	NA	NA	NA
Official	NA	NA	NA	NA	NA	NA	NA	NA	NA	NA	NA	NA	NA	NA
Administrative	NA	NA	NA	NA	NA	NA	NA	NA	NA	NA	NA	NA	NA	NA
Survey	NA	NA	NA	NA	NA	NA	NA	NA	NA	NA	NA	NA	NA	NA

Switzerland - survey details

2004 La couverture vaccinale en Suisse 2005-2007

Vaccine	Confirmation method	Coverage	Age cohort	Sample	Cards seen	Vaccine	Confirmation method	Coverage	Age cohort	Sample	Cards seen
DTP3	Card	95	24-35 m	8286	0	DTP1	Card	95	24-35 m	8729	0
Hib3	Card	93	24-35 m	8286	0	DTP3	Card	93	24-35 m	8729	0
MCV	Card	87	24-35 m	8286	0	Hib3	Card	91	24-35 m	8729	0
Pol3	Card	94	24-35 m	8286	0	MCV	Card	82	24-35 m	8729	0
						Pol1	Card	97	24-35 m	8729	0
						Pol3	Card	95	24-35 m	8729	0

1999 La couverture vaccinale en Suisse de 1999-2003

Further information and estimates for 1980-1996 are available at:

http://www.childinfo.org/immunization_countryreports.html

http://www.who.int/immunization_monitoring/routine/immunization_coverage/en/index4.html