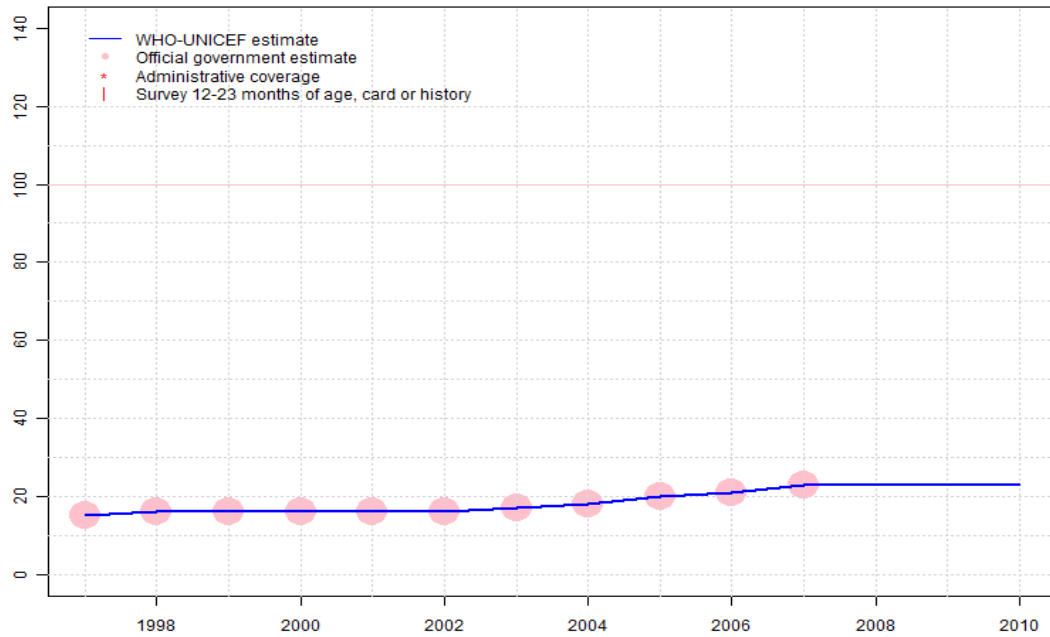


# Sweden - BCG

SWE - BCG



	1997	1998	1999	2000	2001	2002	2003	2004	2005	2006	2007	2008	2009	2010
Estimate	15	16	16	16	16	16	17	18	20	21	23	23	23	23
Official	15	16	16	16	16	16	17	18	20	21	23	NA	NA	NA
Administrative	NA	NA	NA	NA	NA	NA	NA	NA	NA	NA	NA	NA	NA	NA
Survey	NA	NA	NA	NA	NA	NA	NA	NA	NA	NA	NA	NA	NA	NA

## Description:

1997: Legacy estimate. Sweden conducts annual child health surveys of children older than two years of age. Survey results have been moved back three years to reflect coverage by birth cohort. Universal vaccination against TB ceased to be recommended in 1975. BCG is recommended only for high risk infants. WHO and UNICEF estimates are based on reported coverage for high risk infants at two years of age.

1998: Estimate based on reported data.

1999: Estimate based on reported data.

2000: Estimate based on reported data.

2001: Estimate based on reported data.

2002: Estimate based on reported data.

2003: Estimate based on reported data.

2004: Estimate based on reported data.

2005: Estimate based on reported data.

2006: Estimate based on reported data. Current estimate of 21 percent changed from previous revision value of 20 percent.

2007: Estimate based on reported data. Current estimate of 23 percent changed from previous revision value of 21 percent.

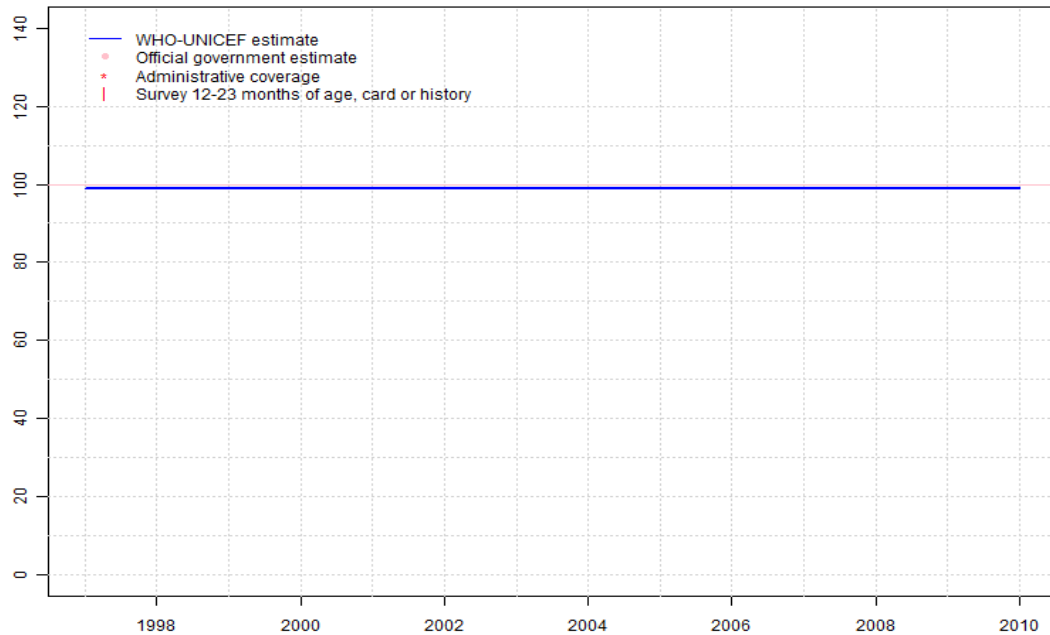
2008: Estimate based on extrapolation from 2007 value of 23 percent. Current estimate of 23 percent changed from previous revision value of 21 percent.

2009: Estimate based on extrapolation from 2007 value of 23 percent. Current estimate of 23 percent changed from previous revision value of 21 percent.

2010: Estimate based on extrapolation from 2007 value of 23 percent.

# Sweden - DTP1

SWE - DTP1



	1997	1998	1999	2000	2001	2002	2003	2004	2005	2006	2007	2008	2009	2010
Estimate	99	99	99	99	99	99	99	99	99	99	99	99	99	99
Official	NA	NA	NA	NA	NA	NA	NA	NA	NA	NA	NA	NA	NA	NA
Administrative	NA	NA	NA	NA	NA	NA	NA	NA	NA	NA	NA	NA	NA	NA
Survey	NA	NA	NA	NA	NA	NA	NA	NA	NA	NA	NA	NA	NA	NA

## Description:

1997: Legacy estimate. Sweden conducts annual child health surveys of children older than two years of age. Survey results have been moved back three years to reflect coverage by birth cohort. Current estimate of 99 percent changed from previous revision value of 98 percent.

1997: No DTP1 data reported. Estimate based on estimated DTP3 coverage. Sweden conducts annual child health surveys of children older than two years of age. Survey results have been moved back three years to reflect coverage by birth cohort. Current estimate of 99 percent changed from previous revision value of 98 percent.

1998: No DTP1 data reported. Estimate based on estimated DTP3 coverage. Current estimate of 99 percent changed from previous revision value of 98 percent.

1999: No DTP1 data reported. Estimate based on estimated DTP3 coverage. Current estimate of 99 percent changed from previous revision value of 98 percent.

2000: No DTP1 data reported. Estimate based on estimated DTP3 coverage. Current estimate of 99 percent changed from previous revision value of 98 percent.

2001: No DTP1 data reported. Estimate based on estimated DTP3 coverage. Current estimate of 99 percent changed from previous revision value of 98 percent.

2002: No DTP1 data reported. Estimate based on estimated DTP3 coverage. Current estimate of 99 percent changed from previous revision value of 98 percent.

2003: No DTP1 data reported. Estimate based on estimated DTP3 coverage. Current estimate of 99 percent changed from previous revision value of 98 percent.

2004: No DTP1 data reported. Estimate based on estimated DTP3 coverage. Current estimate of 99 percent changed from previous revision value of 98 percent.

2005: No DTP1 data reported. Estimate based on estimated DTP3 coverage. Current estimate of 99 percent changed from previous revision value of 98 percent.

2006: No DTP1 data reported. Estimate based on estimated DTP3 coverage. Current estimate of 99 percent changed from previous revision value of 98 percent.

2007: No DTP1 data reported. Estimate based on estimated DTP3 coverage. Current estimate of 99 percent changed from previous revision value of 98 percent.

2008: Estimate based on extrapolation from 2007 value of 99 percent. Current estimate of 99 percent changed from previous revision value of 98 percent.

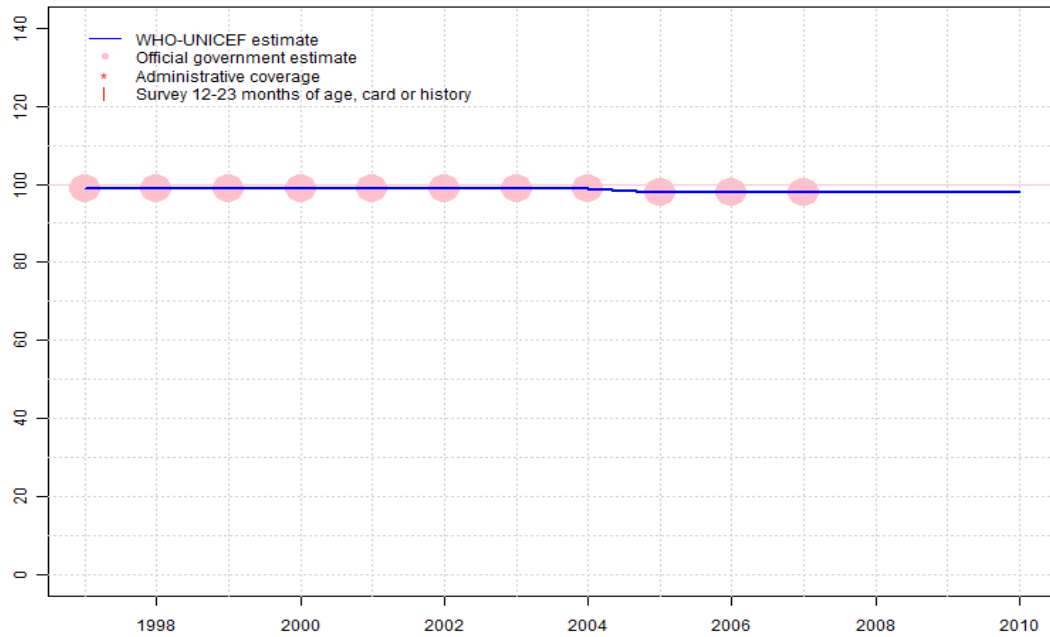
# Sweden - DTP1

---

2009: Estimate based on extrapolation from 2007 value of 99 percent. Current estimate of 99 percent changed from previous revision value of 98 percent.  
2010: Estimate based on extrapolation from 2007 value of 99 percent.

# Sweden - DTP3

SWE - DTP3



## Description:

1997: Legacy estimate. Sweden conducts annual child health surveys of children older than two years of age. Survey results have been moved back three years to reflect coverage by birth cohort.

1998: Estimate based on reported data.

1999: Estimate based on reported data.

2000: Estimate based on reported data.

2001: Estimate based on reported data.

2002: Estimate based on reported data.

2003: Estimate based on reported data.

2004: Estimate based on reported data.

2005: Estimate based on reported data.

2006: Estimate based on reported data.

2007: Estimate based on reported data.

2008: Estimate based on extrapolation from 2007 value of 98 percent.

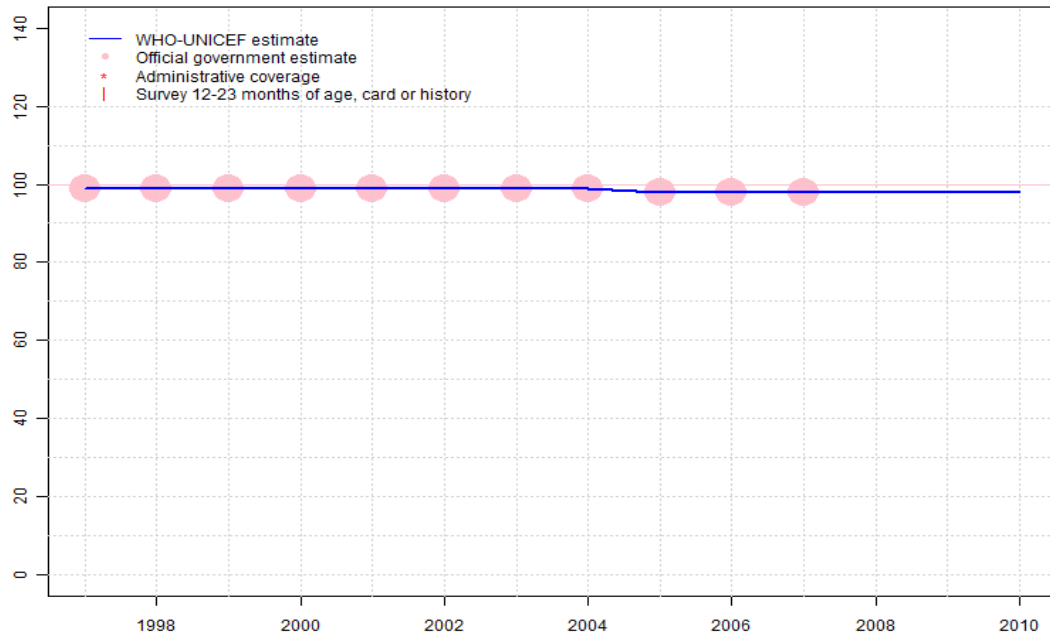
2009: Estimate based on extrapolation from 2007 value of 98 percent.

2010: Estimate based on extrapolation from 2007 value of 98 percent.

	1997	1998	1999	2000	2001	2002	2003	2004	2005	2006	2007	2008	2009	2010
Estimate	99	99	99	99	99	99	99	99	98	98	98	98	98	98
Official	99	99	99	99	99	99	99	99	98	98	98	NA	NA	NA
Administrative	NA	NA	NA	NA	NA	NA	NA	NA	NA	NA	NA	NA	NA	NA
Survey	NA	NA	NA	NA	NA	NA	NA	NA	NA	NA	NA	NA	NA	NA

# Sweden - Pol3

SWE - Pol3



## Description:

1997: Legacy estimate. Sweden conducts annual child health surveys of children older than two years of age. Survey results have been moved back three years to reflect coverage by birth cohort.

1998: Estimate based on reported data.

1999: Estimate based on reported data.

2000: Estimate based on reported data.

2001: Estimate based on reported data.

2002: Estimate based on reported data.

2003: Estimate based on reported data.

2004: Estimate based on reported data.

2005: Estimate based on reported data.

2006: Estimate based on reported data.

2007: Estimate based on reported data.

2008: Estimate based on extrapolation from 2007 value of 98 percent.

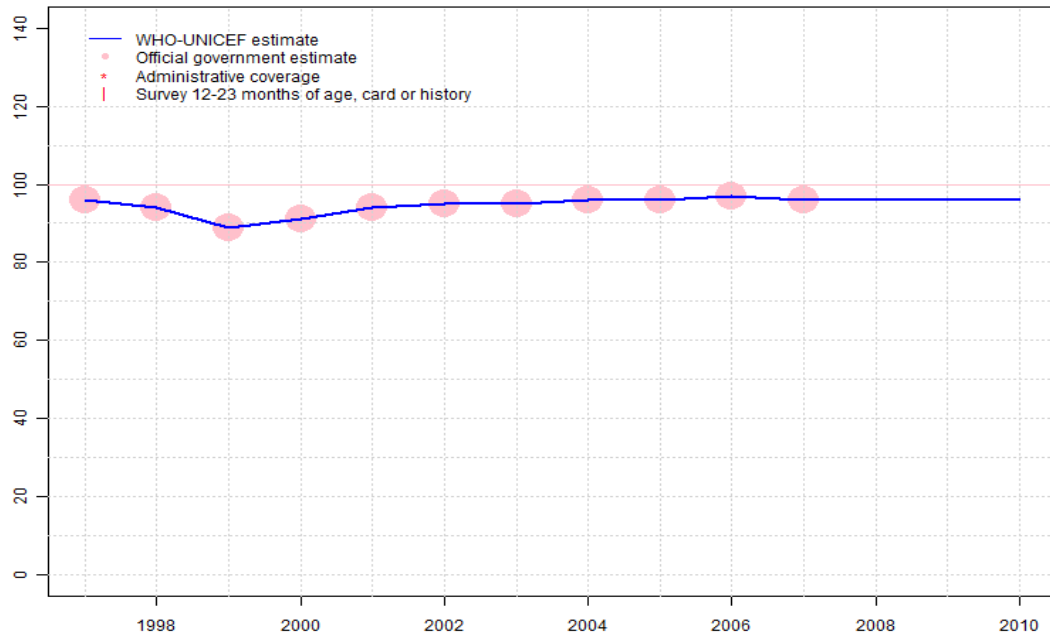
2009: Estimate based on extrapolation from 2007 value of 98 percent.

2010: Estimate based on extrapolation from 2007 value of 98 percent.

	1997	1998	1999	2000	2001	2002	2003	2004	2005	2006	2007	2008	2009	2010
Estimate	99	99	99	99	99	99	99	99	98	98	98	98	98	98
Official	99	99	99	99	99	99	99	99	98	98	98	NA	NA	NA
Administrative	NA	NA	NA	NA	NA	NA	NA	NA	NA	NA	NA	NA	NA	NA
Survey	NA	NA	NA	NA	NA	NA	NA	NA	NA	NA	NA	NA	NA	NA

# Sweden - MCV

SWE - MCV

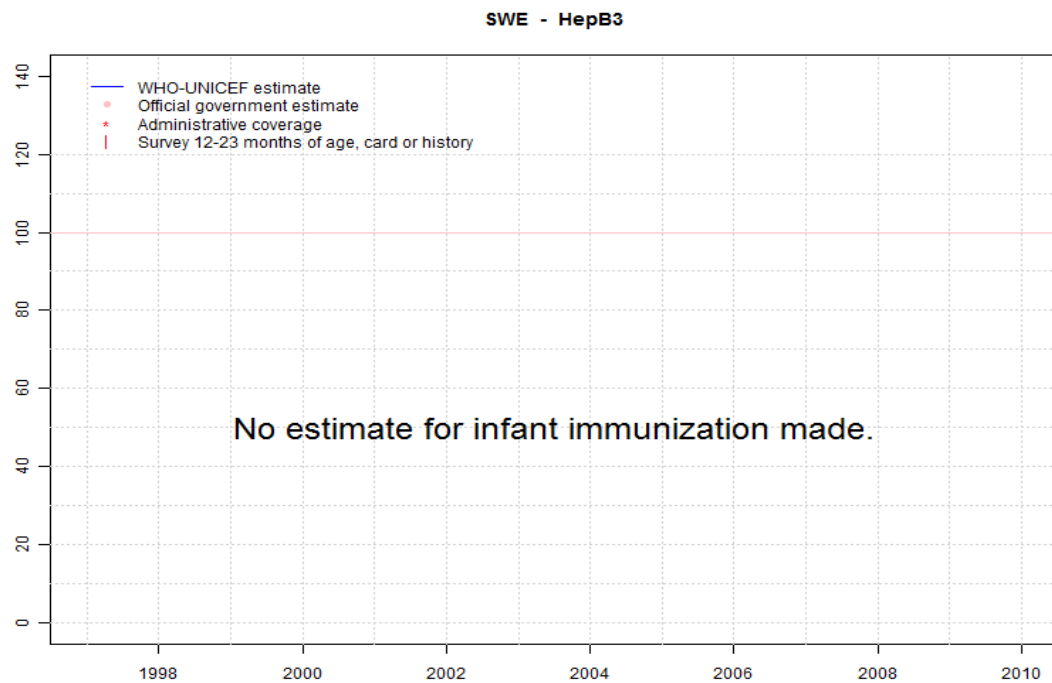


## Description:

- 1997: Legacy estimate. Sweden conducts annual child health surveys of children older than two years of age. Survey results have been moved back three years to reflect coverage by birth cohort.
- 1998: Estimate based on reported data.
- 1999: Estimate based on reported data.
- 2000: Estimate based on reported data.
- 2001: Estimate based on reported data.
- 2002: Estimate based on reported data.
- 2003: Estimate based on reported data.
- 2004: Estimate based on reported data.
- 2005: Estimate based on reported data.
- 2006: Estimate based on reported data. Current estimate of 97 percent changed from previous revision value of 96 percent.
- 2007: Estimate based on reported data. Current estimate of 96 percent changed from previous revision value of 97 percent.
- 2008: Estimate based on extrapolation from 2007 value of 96 percent. Current estimate of 96 percent changed from previous revision value of 97 percent.
- 2009: Estimate based on extrapolation from 2007 value of 96 percent. Current estimate of 96 percent changed from previous revision value of 97 percent.
- 2010: Estimate based on extrapolation from 2007 value of 96 percent.

	1997	1998	1999	2000	2001	2002	2003	2004	2005	2006	2007	2008	2009	2010
Estimate	96	94	89	91	94	95	95	96	96	97	96	96	96	96
Official	96	94	89	91	94	95	95	96	96	97	96	NA	NA	NA
Administrative	NA	NA	NA	NA	NA	NA	NA	NA	NA	NA	NA	NA	NA	NA
Survey	NA	NA	NA	NA	NA	NA	NA	NA	NA	NA	NA	NA	NA	NA

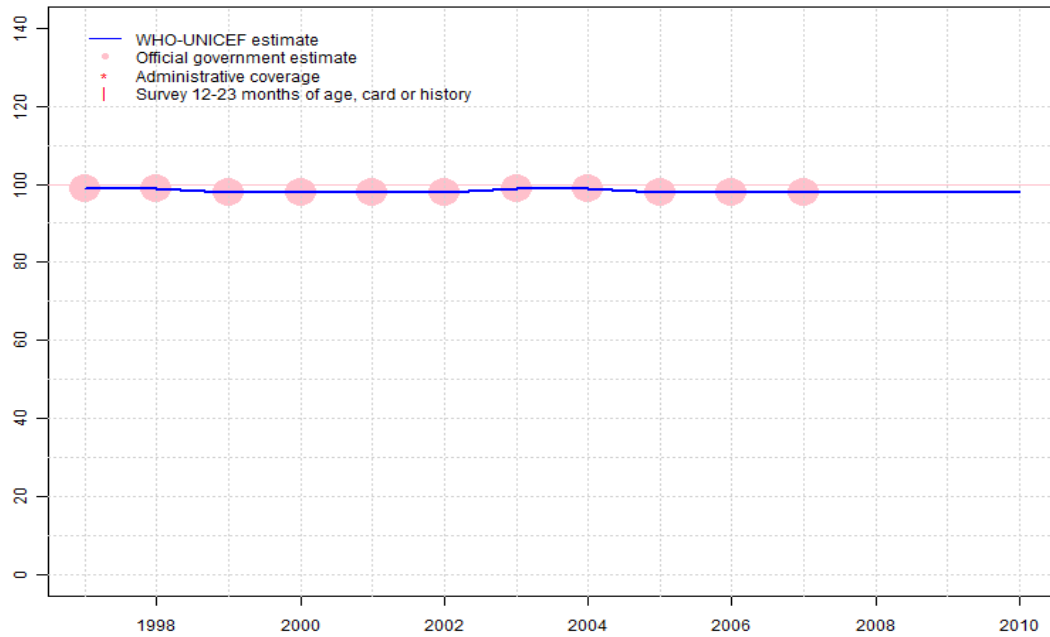
# Sweden - HepB3



	1997	1998	1999	2000	2001	2002	2003	2004	2005	2006	2007	2008	2009	2010
Estimate	NA	NA	NA	NA	NA	NA	NA	NA	NA	NA	NA	NA	NA	NA
Official	NA	NA	NA	NA	NA	NA	NA	NA	NA	NA	NA	NA	NA	NA
Administrative	NA	NA	NA	NA	NA	NA	NA	NA	NA	NA	NA	NA	NA	NA
Survey	NA	NA	NA	NA	NA	NA	NA	NA	NA	NA	NA	NA	NA	NA

# Sweden - Hib3

SWE - Hib3



## Description:

1997: Legacy estimate. Sweden conducts annual child health surveys of children older than two years of age. Survey results have been moved back three years to reflect coverage by birth cohort.

1998: Estimate based on reported data.

1999: Estimate based on reported data.

2000: Estimate based on reported data.

2001: Estimate based on reported data.

2002: Estimate based on reported data.

2003: Estimate based on reported data.

2004: Estimate based on reported data.

2005: Estimate based on reported data.

2006: Estimate based on reported data.

2007: Estimate based on reported data.

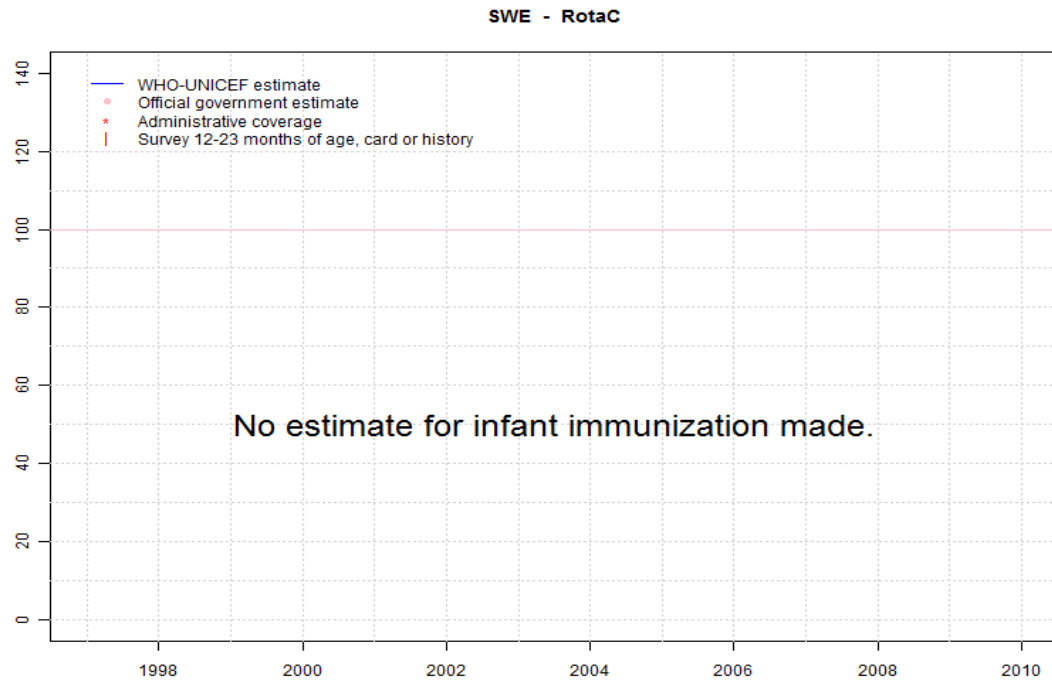
2008: Estimate based on extrapolation from 2007 value of 98 percent.

2009: Estimate based on extrapolation from 2007 value of 98 percent.

2010: Estimate based on extrapolation from 2007 value of 98 percent.

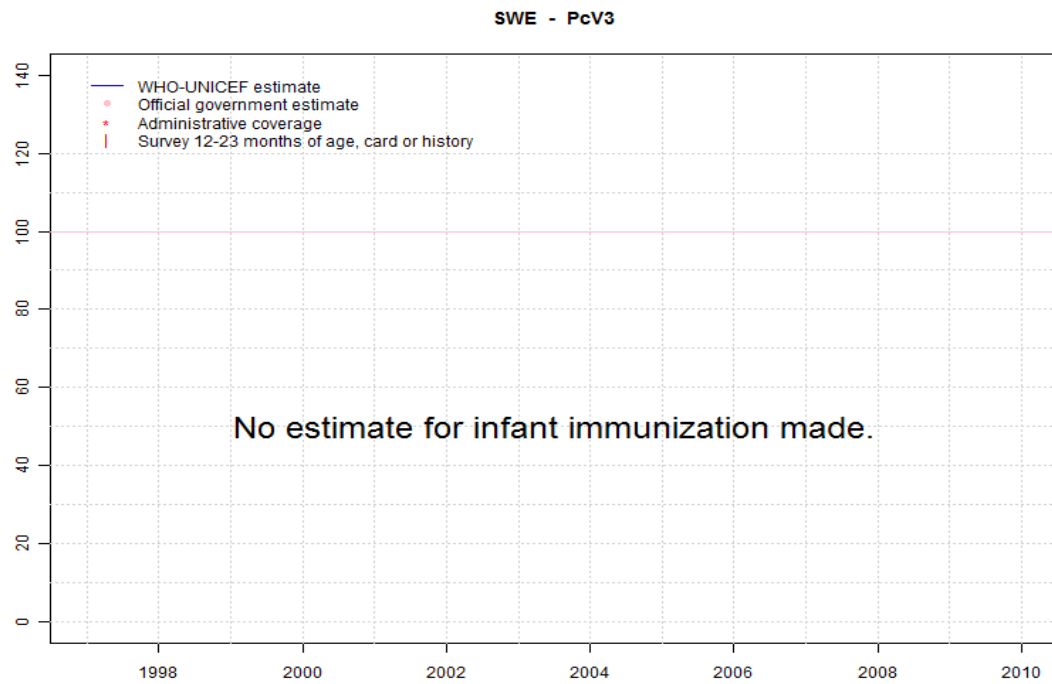
	1997	1998	1999	2000	2001	2002	2003	2004	2005	2006	2007	2008	2009	2010
Estimate	99	99	98	98	98	98	99	99	98	98	98	98	98	98
Official	99	99	98	98	98	98	99	99	98	98	98	NA	NA	NA
Administrative	NA	NA	NA	NA	NA	NA	NA	NA	NA	NA	NA	NA	NA	NA
Survey	NA	NA	NA	NA	NA	NA	NA	NA	NA	NA	NA	NA	NA	NA

# Sweden - RotaC



	1997	1998	1999	2000	2001	2002	2003	2004	2005	2006	2007	2008	2009	2010
Estimate	NA	NA	NA	NA	NA	NA	NA	NA	NA	NA	NA	NA	NA	NA
Official	NA	NA	NA	NA	NA	NA	NA	NA	NA	NA	NA	NA	NA	NA
Administrative	NA	NA	NA	NA	NA	NA	NA	NA	NA	NA	NA	NA	NA	NA
Survey	NA	NA	NA	NA	NA	NA	NA	NA	NA	NA	NA	NA	NA	NA

# Sweden - PcV3



	1997	1998	1999	2000	2001	2002	2003	2004	2005	2006	2007	2008	2009	2010
Estimate	NA	NA	NA	NA	NA	NA	NA	NA	NA	NA	NA	NA	NA	NA
Official	NA	NA	NA	NA	NA	NA	NA	NA	NA	NA	NA	NA	NA	NA
Administrative	NA	NA	NA	NA	NA	NA	NA	NA	NA	NA	NA	NA	NA	NA
Survey	NA	NA	NA	NA	NA	NA	NA	NA	NA	NA	NA	NA	NA	NA

Further information and estimates for 1980-1996 are available at:

[http://www.childinfo.org/immunization\\_countryreports.html](http://www.childinfo.org/immunization_countryreports.html)

[http://www.who.int/immunization\\_monitoring/routine/immunization\\_coverage/en/index4.html](http://www.who.int/immunization_monitoring/routine/immunization_coverage/en/index4.html)