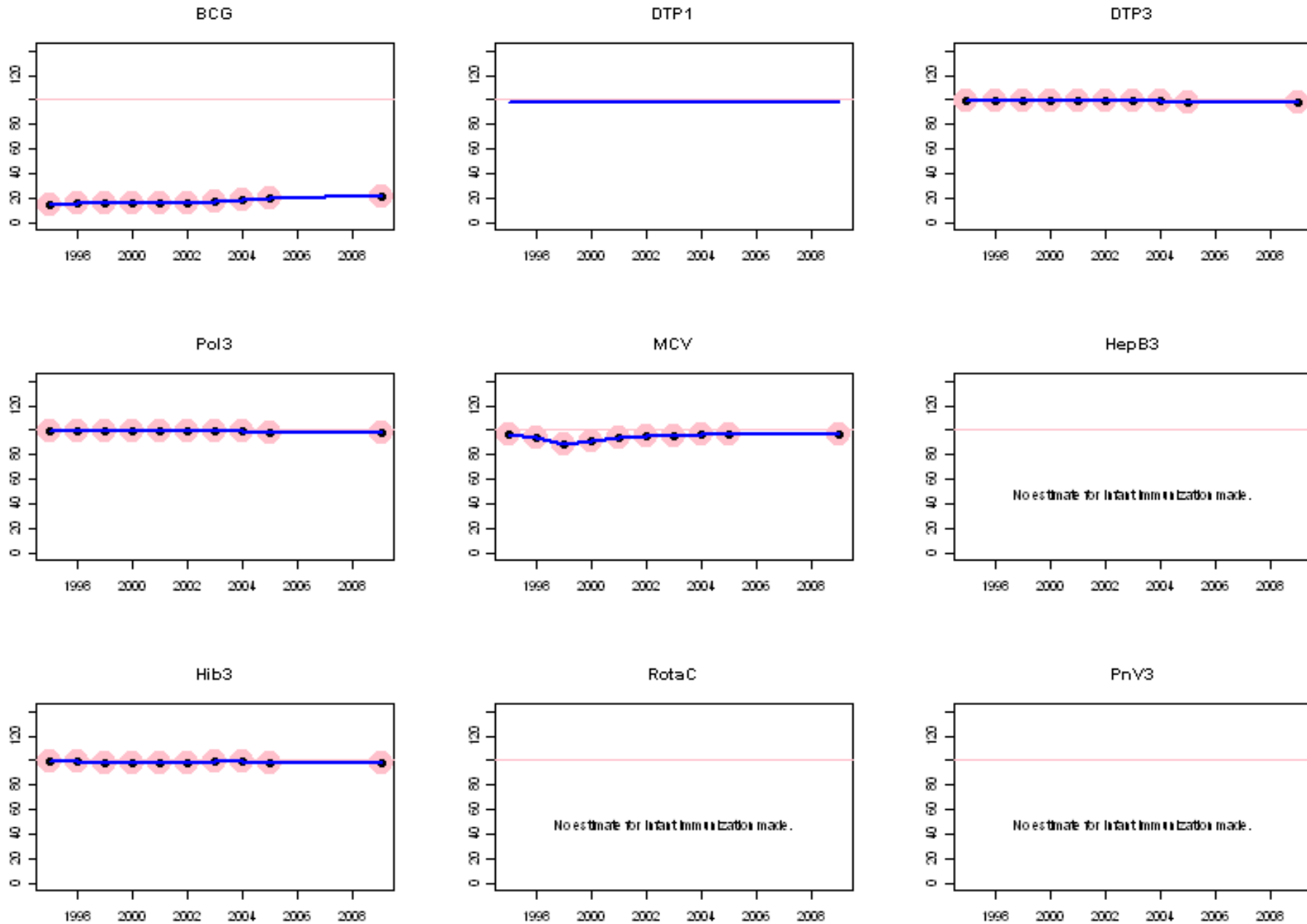
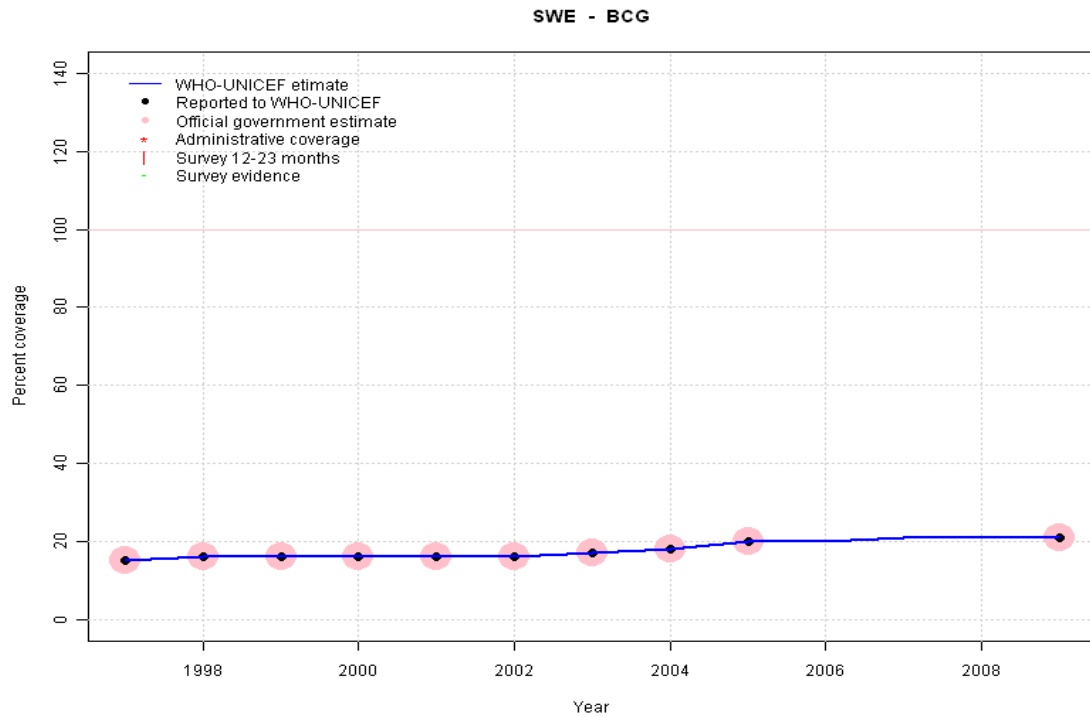


Sweden: WHO and UNICEF estimates of immunization coverage, 1997 - 2009



Sweden - BCG



	1997	1998	1999	2000	2001	2002	2003	2004	2005	2006	2007	2008	2009
Estimate	15	16	16	16	16	16	17	18	20	20	21	21	21
Reported	15	16	16	16	16	16	17	18	20	NA	NA	NA	21
Official	15	16	16	16	16	16	17	18	20	NA	NA	NA	21
Administrative	NA	NA	NA	NA	NA	NA	NA	NA	NA	NA	NA	NA	NA
Survey	NA	NA	NA	NA	NA	NA	NA	NA	NA	NA	NA	NA	NA

Description:

1997: Legacy estimate. Universal vaccination against TB ceased to be recommended in 1975. BCG is recommended only for high risk infants. WHO and UNICEF estimates are based on reported coverage for high risk infants at two years of age. Sweden conducts annual child health surveys of children older than two years of age. Survey results have been moved back three years to reflect coverage by birth cohort.

1998: Estimate based on reported data.

1999: Estimate based on reported data.

2000: Estimate based on reported data.

2001: Estimate based on reported data.

2002: Estimate based on reported data.

2003: Estimate based on reported data.

2004: Estimate based on reported data.

2005: Estimate based on reported data.

2006: Estimate based on trend in reported data. Missing or ignored reported value estimated by interpolation between reported values of 20 percent in 2005 and 21 percent in 2009.

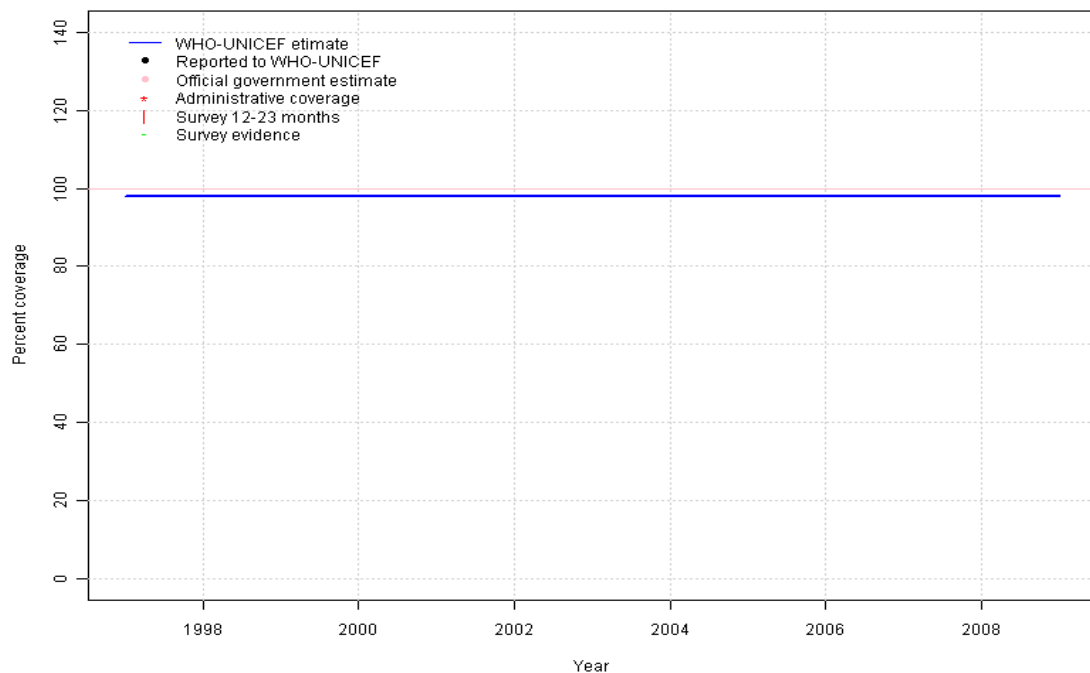
2007: Estimate based on trend in reported data. Missing or ignored reported value estimated by interpolation between reported values of 20 percent in 2005 and 21 percent in 2009.

2008: Estimate based on trend in reported data. Missing or ignored reported value estimated by interpolation between reported values of 20 percent in 2005 and 21 percent in 2009.

2009: Estimate based on reported data.

Sweden - DTP1

SWE - DTP1

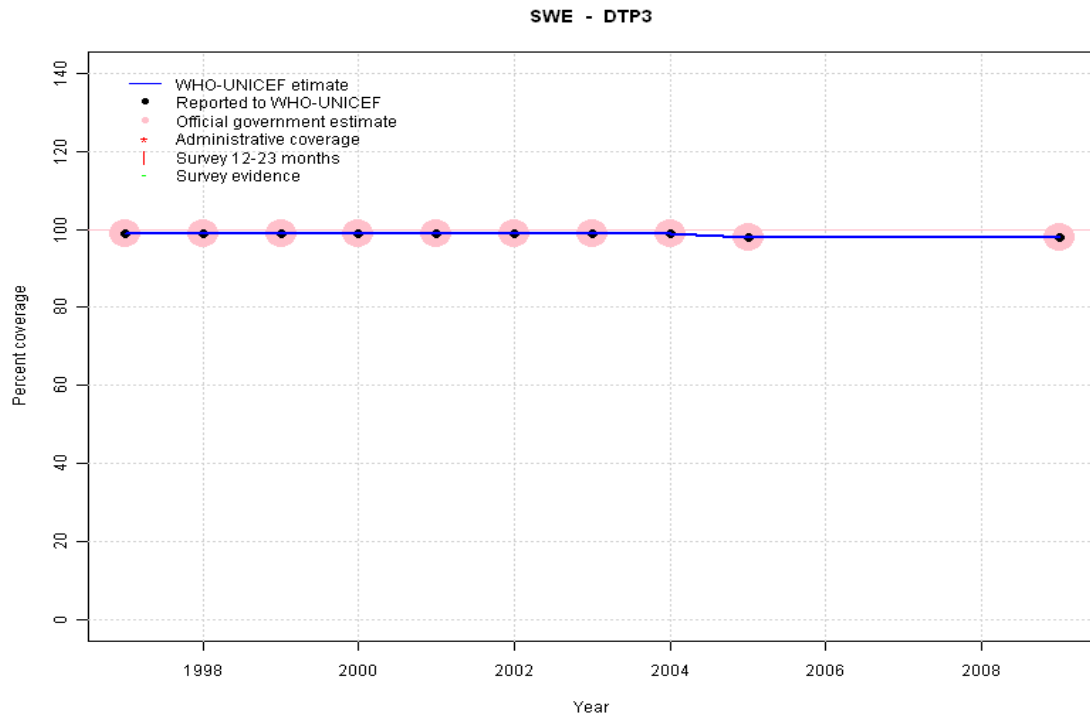


	1997	1998	1999	2000	2001	2002	2003	2004	2005	2006	2007	2008	2009
Estimate	98	98	98	98	98	98	98	98	98	98	98	98	98
Reported	NA	NA	NA	NA	NA	NA	NA	NA	NA	NA	NA	NA	NA
Official	NA	NA	NA	NA	NA	NA	NA	NA	NA	NA	NA	NA	NA
Administrative	NA	NA	NA	NA	NA	NA	NA	NA	NA	NA	NA	NA	NA
Survey	NA	NA	NA	NA	NA	NA	NA	NA	NA	NA	NA	NA	NA

Description:

- 1997: Estimated DTP3 greater than estimated DTP1; DTP1 estimate based on the relationship between DTP1 and DTP3 from 282 surveys.
- 1998: Estimated DTP3 greater than estimated DTP1; DTP1 estimate based on the relationship between DTP1 and DTP3 from 282 surveys.
- 1999: Estimated DTP3 greater than estimated DTP1; DTP1 estimate based on the relationship between DTP1 and DTP3 from 282 surveys.
- 2000: Estimated DTP3 greater than estimated DTP1; DTP1 estimate based on the relationship between DTP1 and DTP3 from 282 surveys.
- 2001: Estimated DTP3 greater than estimated DTP1; DTP1 estimate based on the relationship between DTP1 and DTP3 from 282 surveys.
- 2002: Estimated DTP3 greater than estimated DTP1; DTP1 estimate based on the relationship between DTP1 and DTP3 from 282 surveys.
- 2003: Estimated DTP3 greater than estimated DTP1; DTP1 estimate based on the relationship between DTP1 and DTP3 from 282 surveys.
- 2004: Estimated DTP3 greater than estimated DTP1; DTP1 estimate based on the relationship between DTP1 and DTP3 from 282 surveys.
- 2005: No DTP1 data available for any year; estimate based on the relationship between DTP1 and DTP3 from 282 surveys.
- 2006: No DTP1 data available for any year; estimate based on the relationship between DTP1 and DTP3 from 282 surveys.
- 2007: No DTP1 data available for any year; estimate based on the relationship between DTP1 and DTP3 from 282 surveys.
- 2008: No DTP1 data available for any year; estimate based on the relationship between DTP1 and DTP3 from 282 surveys.
- 2009: No DTP1 data available for any year; estimate based on the relationship between DTP1 and DTP3 from 282 surveys.

Sweden - DTP3



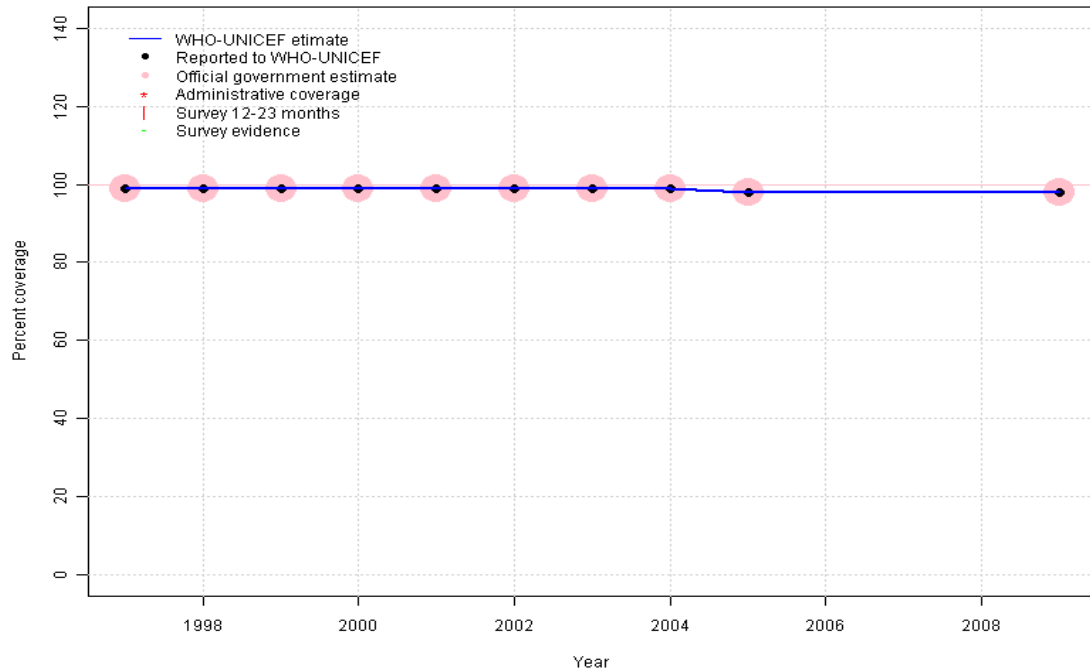
Description:

- 1997: Legacy estimate. Sweden conducts annual child health surveys of children older than two years of age. Survey results have been moved back three years to reflect coverage by birth cohort.
- 1998: Estimate based on reported data.
- 1999: Estimate based on reported data.
- 2000: Estimate based on reported data.
- 2001: Estimate based on reported data.
- 2002: Estimate based on reported data.
- 2003: Estimate based on reported data.
- 2004: Estimate based on reported data.
- 2005: Estimate based on reported data.
- 2006: Estimate based on trend in reported data. Missing or ignored reported value estimated by interpolation between reported values of 98 percent in 2005 and 98 percent in 2009.
- 2007: Estimate based on trend in reported data. Missing or ignored reported value estimated by interpolation between reported values of 98 percent in 2005 and 98 percent in 2009.
- 2008: Estimate based on trend in reported data. Missing or ignored reported value estimated by interpolation between reported values of 98 percent in 2005 and 98 percent in 2009.
- 2009: Estimate based on reported data.

	1997	1998	1999	2000	2001	2002	2003	2004	2005	2006	2007	2008	2009
Estimate	99	99	99	99	99	99	99	99	98	98	98	98	98
Reported	99	99	99	99	99	99	99	99	98	NA	NA	NA	98
Official	99	99	99	99	99	99	99	99	98	NA	NA	NA	98
Administrative	NA	NA	NA	NA	NA	NA	NA	NA	NA	NA	NA	NA	NA
Survey	NA	NA	NA	NA	NA	NA	NA	NA	NA	NA	NA	NA	NA

Sweden - Pol3

SWE - Pol3

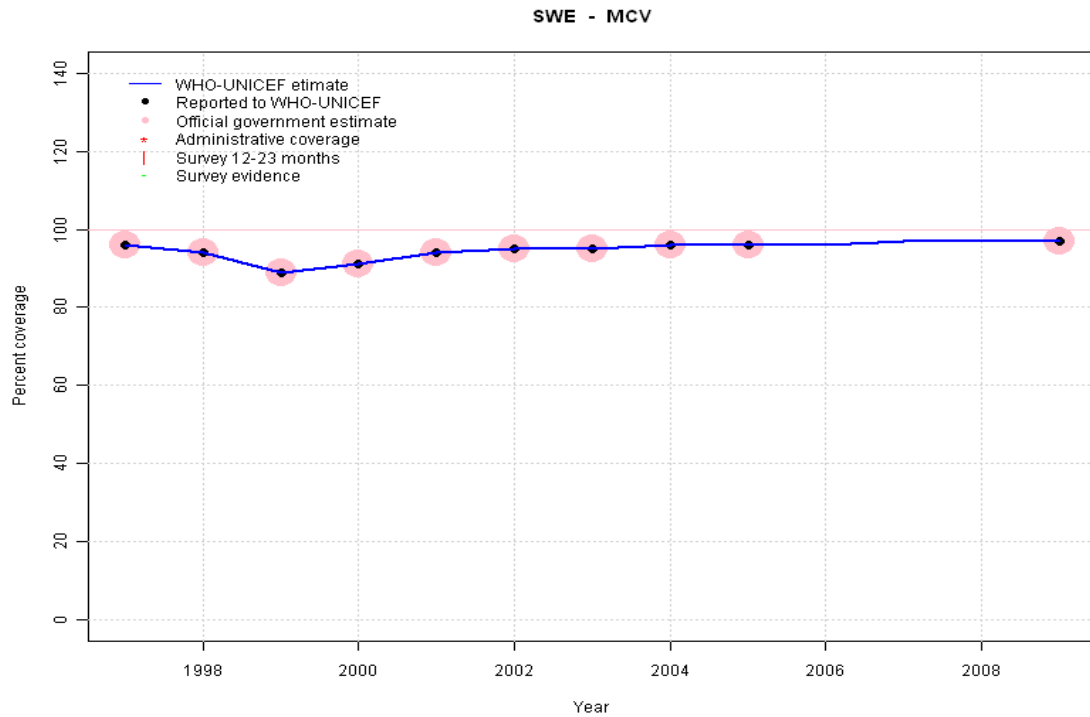


Description:

- 1997: Legacy estimate. Sweden conducts annual child health surveys of children older than two years of age. Survey results have been moved back three years to reflect coverage by birth cohort.
- 1998: Estimate based on reported data.
- 1999: Estimate based on reported data.
- 2000: Estimate based on reported data.
- 2001: Estimate based on reported data.
- 2002: Estimate based on reported data.
- 2003: Estimate based on reported data.
- 2004: Estimate based on reported data.
- 2005: Estimate based on reported data.
- 2006: Estimate based on trend in reported data. Missing or ignored reported value estimated by interpolation between reported values of 98 percent in 2005 and 98 percent in 2009.
- 2007: Estimate based on trend in reported data. Missing or ignored reported value estimated by interpolation between reported values of 98 percent in 2005 and 98 percent in 2009.
- 2008: Estimate based on trend in reported data. Missing or ignored reported value estimated by interpolation between reported values of 98 percent in 2005 and 98 percent in 2009.
- 2009: Estimate based on reported data.

	1997	1998	1999	2000	2001	2002	2003	2004	2005	2006	2007	2008	2009
Estimate	99	99	99	99	99	99	99	99	98	98	98	98	98
Reported	99	99	99	99	99	99	99	99	98	NA	NA	NA	98
Official	99	99	99	99	99	99	99	99	98	NA	NA	NA	98
Administrative	NA	NA	NA	NA	NA	NA	NA	NA	NA	NA	NA	NA	NA
Survey	NA	NA	NA	NA	NA	NA	NA	NA	NA	NA	NA	NA	NA

Sweden - MCV

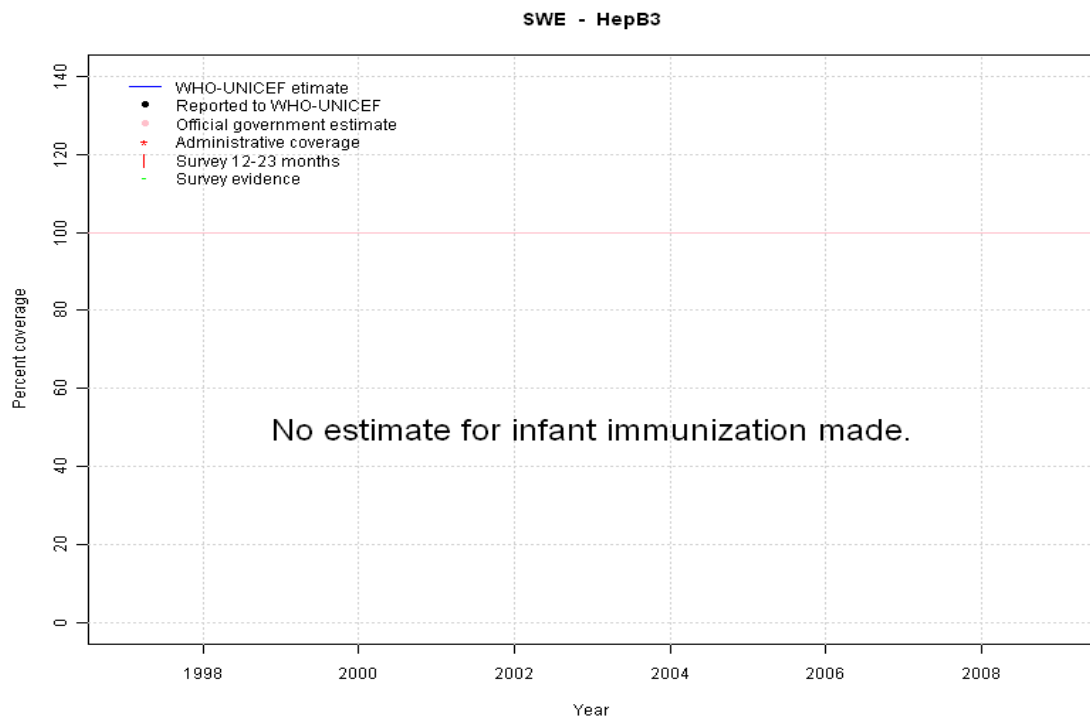


Description:

- 1997: Legacy estimate. Sweden conducts annual child health surveys of children older than two years of age. Survey results have been moved back three years to reflect coverage by birth cohort.
- 1998: Estimate based on reported data.
- 1999: Estimate based on reported data.
- 2000: Estimate based on reported data.
- 2001: Estimate based on reported data.
- 2002: Estimate based on reported data.
- 2003: Estimate based on reported data.
- 2004: Estimate based on reported data.
- 2005: Estimate based on reported data.
- 2006: Estimate based on trend in reported data. Missing or ignored reported value estimated by interpolation between reported values of 96 percent in 2005 and 97 percent in 2009.
- 2007: Estimate based on trend in reported data. Missing or ignored reported value estimated by interpolation between reported values of 96 percent in 2005 and 97 percent in 2009.
- 2008: Estimate based on trend in reported data. Missing or ignored reported value estimated by interpolation between reported values of 96 percent in 2005 and 97 percent in 2009.
- 2009: Estimate based on reported data.

	1997	1998	1999	2000	2001	2002	2003	2004	2005	2006	2007	2008	2009
Estimate	96	94	89	91	94	95	95	96	96	96	97	97	97
Reported	96	94	89	91	94	95	95	96	96	NA	NA	NA	97
Official	96	94	89	91	94	95	95	96	96	NA	NA	NA	97
Administrative	NA	NA	NA	NA	NA	NA	NA	NA	NA	NA	NA	NA	NA
Survey	NA	NA	NA	NA	NA	NA	NA	NA	NA	NA	NA	NA	NA

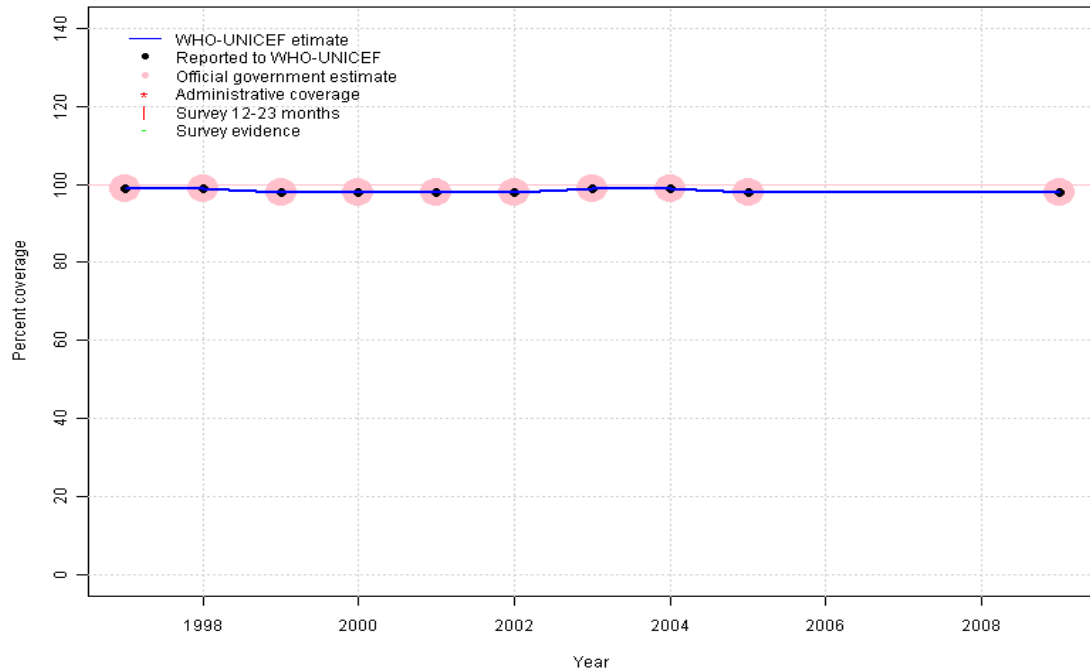
Sweden - HepB3



	1997	1998	1999	2000	2001	2002	2003	2004	2005	2006	2007	2008	2009
Estimate	NA	NA	NA	NA	NA	NA	NA	NA	NA	NA	NA	NA	NA
Reported	NA	NA	NA	NA	NA	NA	NA	NA	NA	NA	NA	NA	NA
Official	NA	NA	NA	NA	NA	NA	NA	NA	NA	NA	NA	NA	NA
Administrative	NA	NA	NA	NA	NA	NA	NA	NA	NA	NA	NA	NA	NA
Survey	NA	NA	NA	NA	NA	NA	NA	NA	NA	NA	NA	NA	NA

Sweden - Hib3

SWE - Hib3

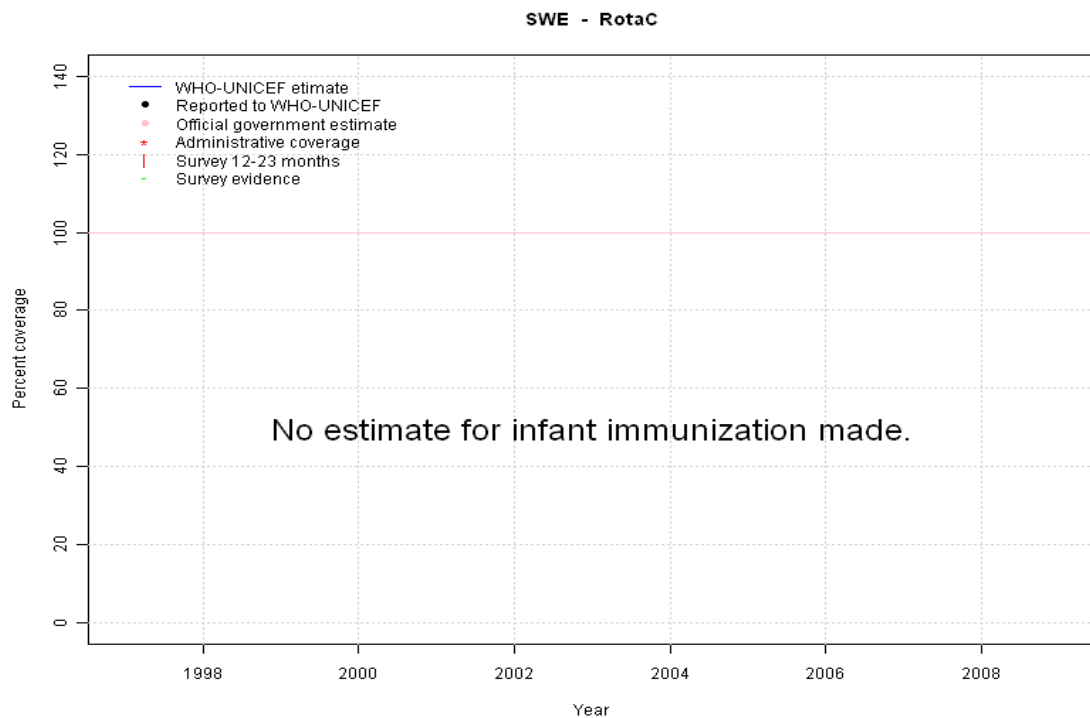


Description:

- 1997: Legacy estimate. Sweden conducts annual child health surveys of children older than two years of age. Survey results have been moved back three years to reflect coverage by birth cohort.
- 1998: Estimate based on reported data.
- 1999: Estimate based on reported data.
- 2000: Estimate based on reported data.
- 2001: Estimate based on reported data.
- 2002: Estimate based on reported data.
- 2003: Estimate based on reported data.
- 2004: Estimate based on reported data.
- 2005: Estimate based on reported data.
- 2006: Estimate based on trend in reported data. Missing or ignored reported value estimated by interpolation between reported values of 98 percent in 2005 and 98 percent in 2009.
- 2007: Estimate based on trend in reported data. Missing or ignored reported value estimated by interpolation between reported values of 98 percent in 2005 and 98 percent in 2009.
- 2008: Estimate based on trend in reported data. Missing or ignored reported value estimated by interpolation between reported values of 98 percent in 2005 and 98 percent in 2009.
- 2009: Estimate based on reported data.

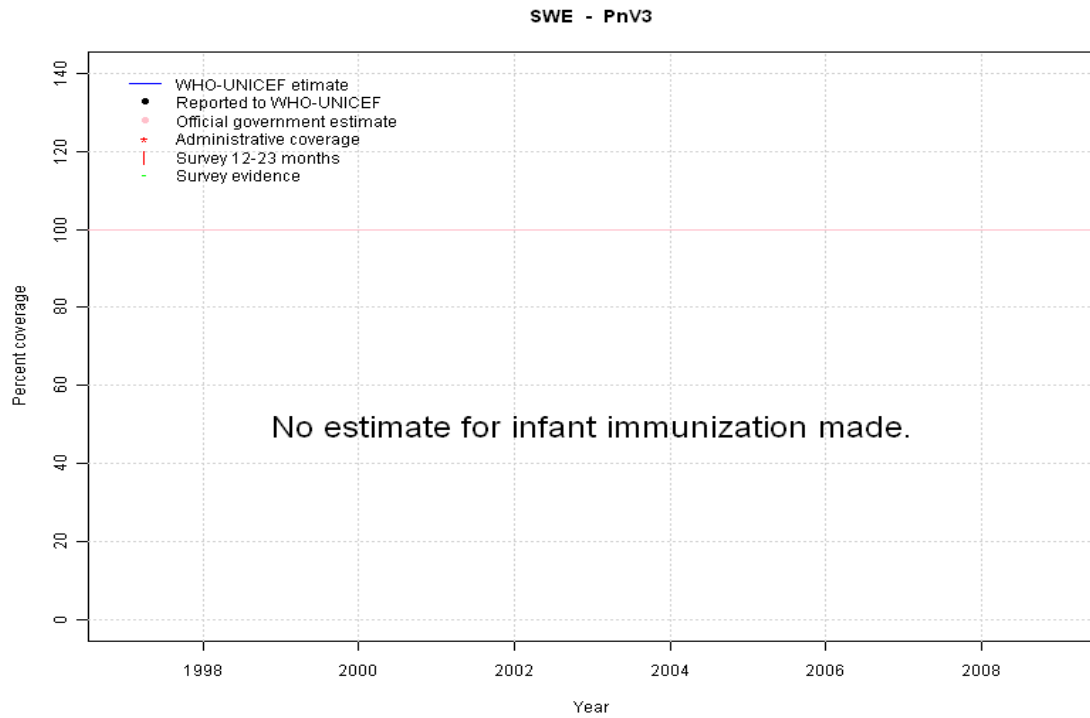
	1997	1998	1999	2000	2001	2002	2003	2004	2005	2006	2007	2008	2009
Estimate	99	99	98	98	98	98	99	99	98	98	98	98	98
Reported	99	99	98	98	98	98	99	99	98	NA	NA	NA	98
Official	99	99	98	98	98	98	99	99	98	NA	NA	NA	98
Administrative	NA	NA	NA	NA	NA	NA	NA	NA	NA	NA	NA	NA	NA
Survey	NA	NA	NA	NA	NA	NA	NA	NA	NA	NA	NA	NA	NA

Sweden - RotaC



	1997	1998	1999	2000	2001	2002	2003	2004	2005	2006	2007	2008	2009
Estimate	NA	NA	NA	NA	NA	NA	NA	NA	NA	NA	NA	NA	NA
Reported	NA	NA	NA	NA	NA	NA	NA	NA	NA	NA	NA	NA	NA
Official	NA	NA	NA	NA	NA	NA	NA	NA	NA	NA	NA	NA	NA
Administrative	NA	NA	NA	NA	NA	NA	NA	NA	NA	NA	NA	NA	NA
Survey	NA	NA	NA	NA	NA	NA	NA	NA	NA	NA	NA	NA	NA

Sweden - PnV3



	1997	1998	1999	2000	2001	2002	2003	2004	2005	2006	2007	2008	2009
Estimate	NA	NA	NA	NA	NA	NA	NA	NA	NA	NA	NA	NA	NA
Reported	NA	NA	NA	NA	NA	NA	NA	NA	NA	NA	NA	NA	NA
Official	NA	NA	NA	NA	NA	NA	NA	NA	NA	NA	NA	NA	NA
Administrative	NA	NA	NA	NA	NA	NA	NA	NA	NA	NA	NA	NA	NA
Survey	NA	NA	NA	NA	NA	NA	NA	NA	NA	NA	NA	NA	NA

Further information and estimates for 1980-1996 are available at:

http://www.childinfo.org/immunization_countryreports.html

http://www.who.int/immunization_monitoring/routine/immunization_coverage/en/index4.html