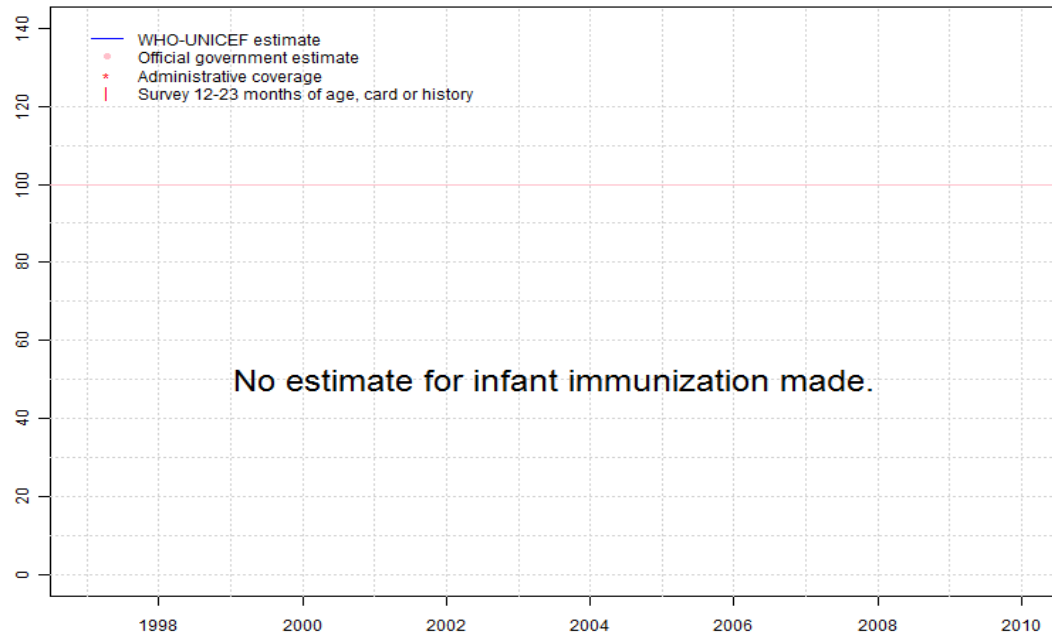


Spain - BCG

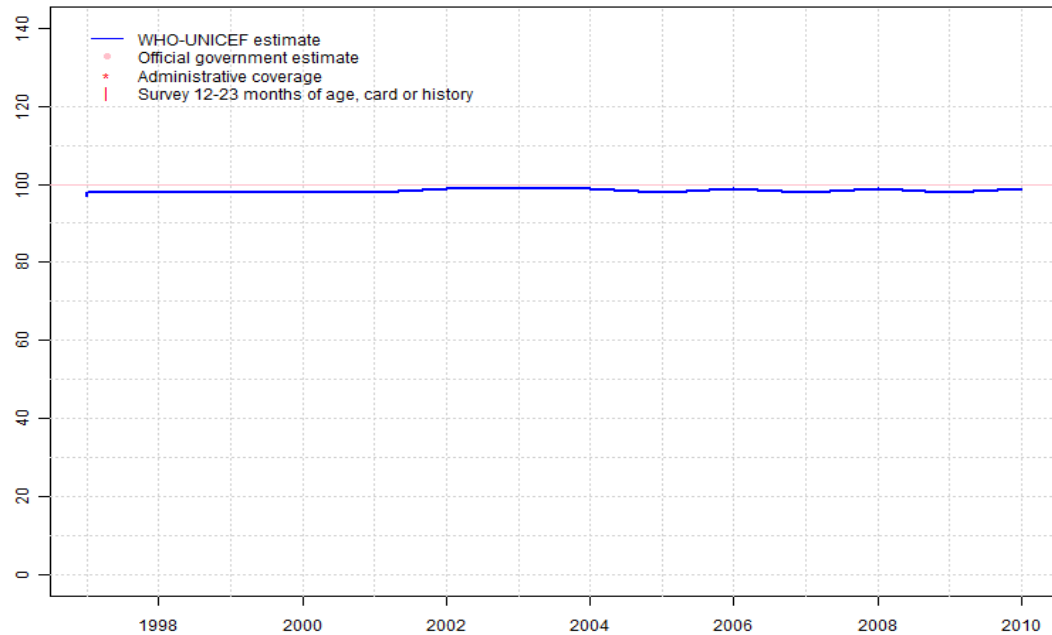
ESP - BCG



	1997	1998	1999	2000	2001	2002	2003	2004	2005	2006	2007	2008	2009	2010
Estimate	NA	NA	NA	NA	NA	NA	NA	NA	NA	NA	NA	NA	NA	NA
Official	NA	NA	NA	NA	NA	NA	NA	NA	NA	NA	NA	NA	NA	NA
Administrative	NA	NA	NA	NA	NA	NA	NA	NA	NA	NA	NA	NA	NA	NA
Survey	NA	NA	NA	NA	NA	NA	NA	NA	NA	NA	NA	NA	NA	NA

Spain - DTP1

ESP - DTP1



Description:

1997: Legacy estimate.

1997: No DTP1 data reported. Estimate based on estimated DTP3 coverage. Current estimate of 98 percent changed from previous revision value of 97 percent.

1998: No DTP1 data reported. Estimate based on estimated DTP3 coverage.

1999: No DTP1 data reported. Estimate based on estimated DTP3 coverage.

2000: No DTP1 data reported. Estimate based on estimated DTP3 coverage.

2001: No DTP1 data reported. Estimate based on estimated DTP3 coverage.

2002: No DTP1 data reported. Estimate based on estimated DTP3 coverage. Current estimate of 99 percent changed from previous revision value of 98 percent.

2003: No DTP1 data reported. Estimate based on estimated DTP3 coverage. Current estimate of 99 percent changed from previous revision value of 98 percent.

2004: No DTP1 data reported. Estimate based on estimated DTP3 coverage. Current estimate of 99 percent changed from previous revision value of 98 percent.

2005: No DTP1 data reported. Estimate based on estimated DTP3 coverage.

2006: No DTP1 data reported. Estimate based on estimated DTP3 coverage. Current estimate of 99 percent changed from previous revision value of 98 percent.

2007: No DTP1 data reported. Estimate based on estimated DTP3 coverage.

2008: No DTP1 data reported. Estimate based on estimated DTP3 coverage. Current estimate of 99 percent changed from previous revision value of 98 percent.

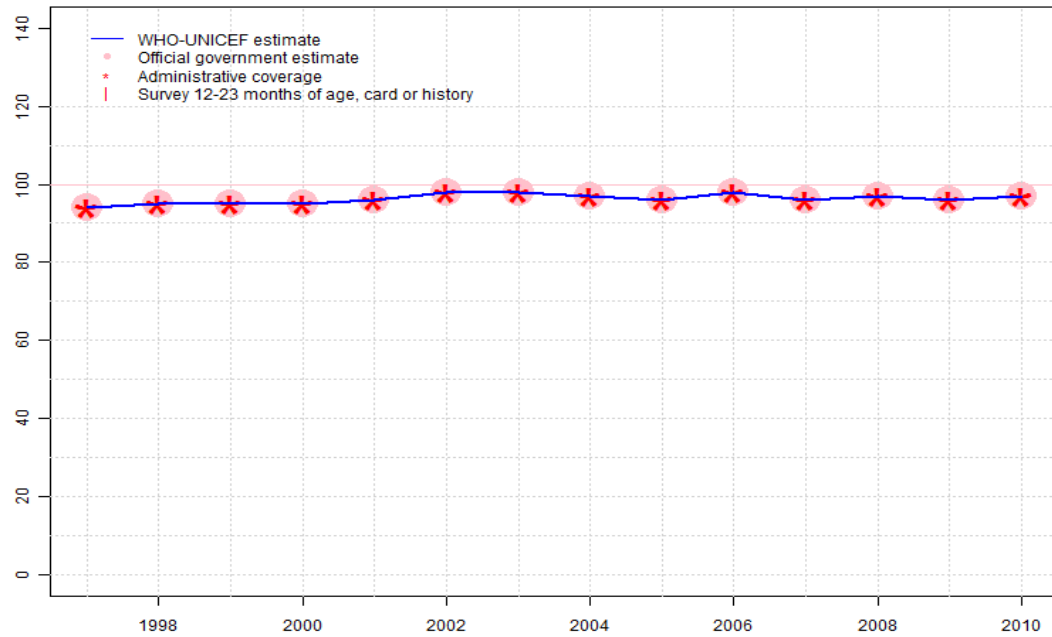
2009: No DTP1 data reported. Estimate based on estimated DTP3 coverage.

2010: No DTP1 data reported. Estimate based on estimated DTP3 coverage.

	1997	1998	1999	2000	2001	2002	2003	2004	2005	2006	2007	2008	2009	2010
Estimate	98	98	98	98	98	99	99	99	98	99	98	99	98	99
Official	NA	NA	NA	NA	NA	NA	NA	NA	NA	NA	NA	NA	NA	NA
Administrative	NA	NA	NA	NA	NA	NA	NA	NA	NA	NA	NA	NA	NA	NA
Survey	NA	NA	NA	NA	NA	NA	NA	NA	NA	NA	NA	NA	NA	NA

Spain - DTP3

ESP - DTP3



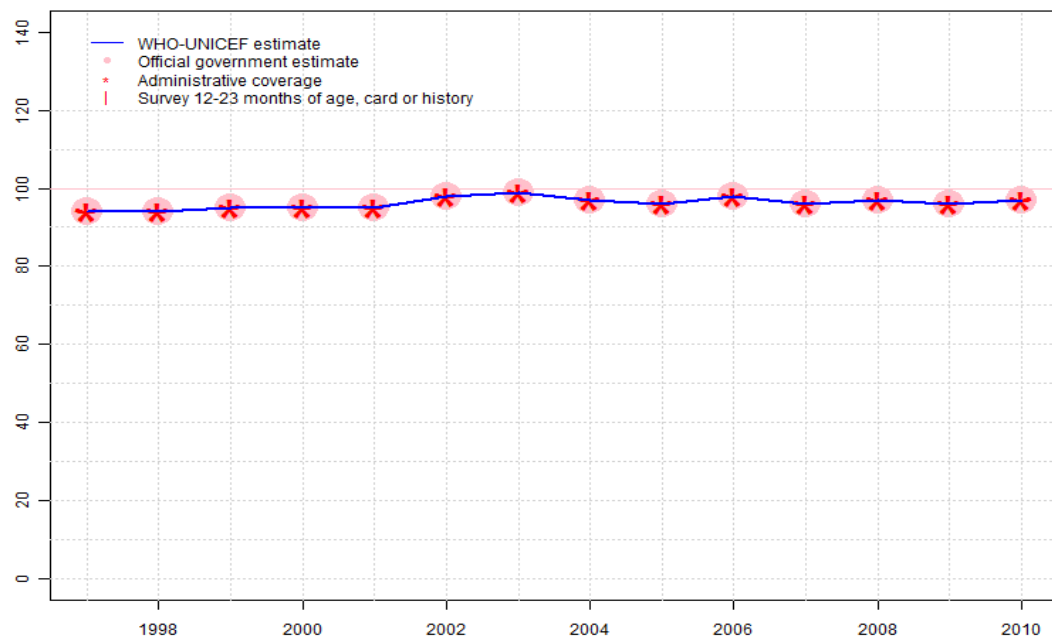
Description:

1997: Legacy estimate.
 1998: Estimate based on reported data.
 1999: Estimate based on reported data.
 2000: Estimate based on reported data.
 2001: Estimate based on reported data.
 2002: Estimate based on reported data.
 2003: Estimate based on reported data.
 2004: Estimate based on reported data.
 2005: Estimate based on reported data.
 2006: Estimate based on reported data.
 2007: Estimate based on reported data.
 2008: Estimate based on reported data.
 2009: Estimate based on reported data.
 2010: Estimate based on reported data.

	1997	1998	1999	2000	2001	2002	2003	2004	2005	2006	2007	2008	2009	2010
Estimate	94	95	95	95	96	98	98	97	96	98	96	97	96	97
Official	94	95	95	95	96	98	98	97	96	98	96	97	96	97
Administrative	94	95	95	95	96	98	98	97	96	98	96	97	96	97
Survey	NA	NA	NA	NA	NA	NA	NA	NA	NA	NA	NA	NA	NA	NA

Spain - Pol3

ESP - Pol3



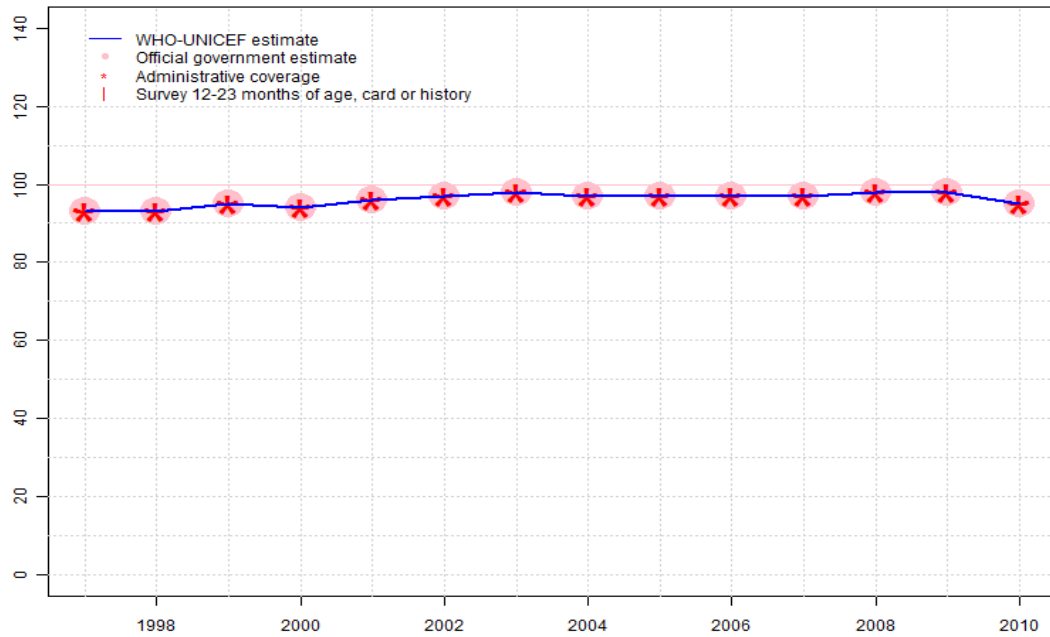
Description:

1997: Legacy estimate.
 1998: Estimate based on reported data.
 1999: Estimate based on reported data.
 2000: Estimate based on reported data.
 2001: Estimate based on reported data.
 2002: Estimate based on reported data.
 2003: Estimate based on reported data.
 2004: Estimate based on reported data.
 2005: Estimate based on reported data.
 2006: Estimate based on reported data.
 2007: Estimate based on reported data.
 2008: Estimate based on reported data.
 2009: Estimate based on reported data.
 2010: Estimate based on reported data.

	1997	1998	1999	2000	2001	2002	2003	2004	2005	2006	2007	2008	2009	2010
Estimate	94	94	95	95	95	98	99	97	96	98	96	97	96	97
Official	94	94	95	95	95	98	99	97	96	98	96	97	96	97
Administrative	94	94	95	95	95	98	99	97	96	98	96	97	96	97
Survey	NA	NA	NA	NA	NA	NA	NA	NA	NA	NA	NA	NA	NA	NA

Spain - MCV

ESP - MCV



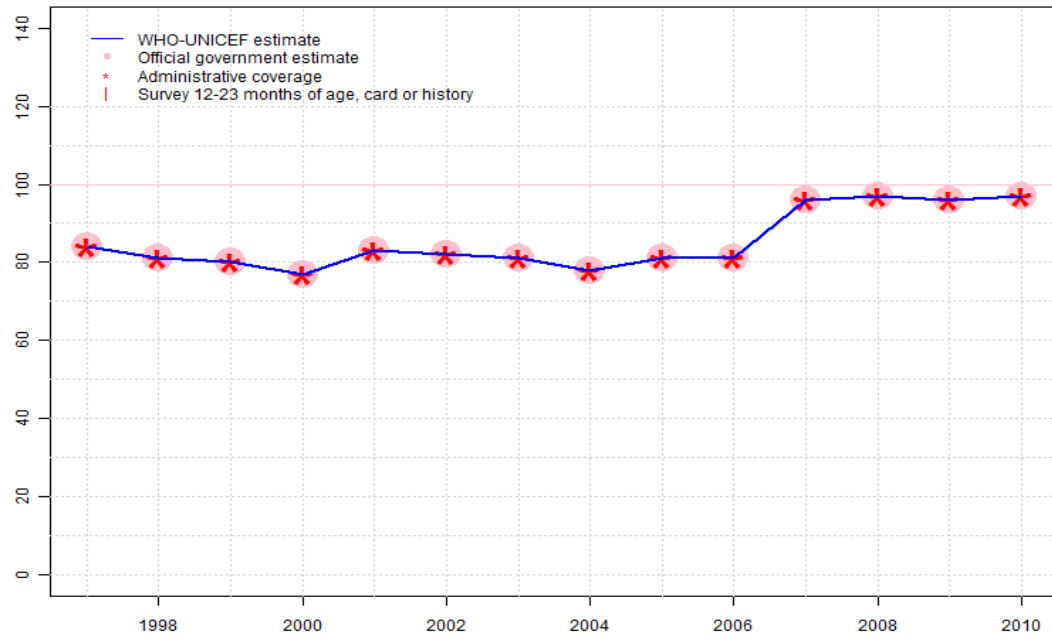
Description:

1997: Legacy estimate.
 1998: Estimate based on reported data.
 1999: Estimate based on reported data.
 2000: Estimate based on reported data.
 2001: Estimate based on reported data.
 2002: Estimate based on reported data.
 2003: Estimate based on reported data.
 2004: Estimate based on reported data.
 2005: Estimate based on reported data.
 2006: Estimate based on reported data.
 2007: Estimate based on reported data.
 2008: Estimate based on reported data.
 2009: Estimate based on reported data.
 2010: Estimate based on reported data.

	1997	1998	1999	2000	2001	2002	2003	2004	2005	2006	2007	2008	2009	2010
Estimate	93	93	95	94	96	97	98	97	97	97	97	98	98	95
Official	93	93	95	94	96	97	98	97	97	97	97	98	98	95
Administrative	93	93	95	94	96	97	98	97	97	97	97	98	98	95
Survey	NA	NA	NA	NA	NA	NA	NA	NA	NA	NA	NA	NA	NA	NA

Spain - HepB3

ESP - HepB3



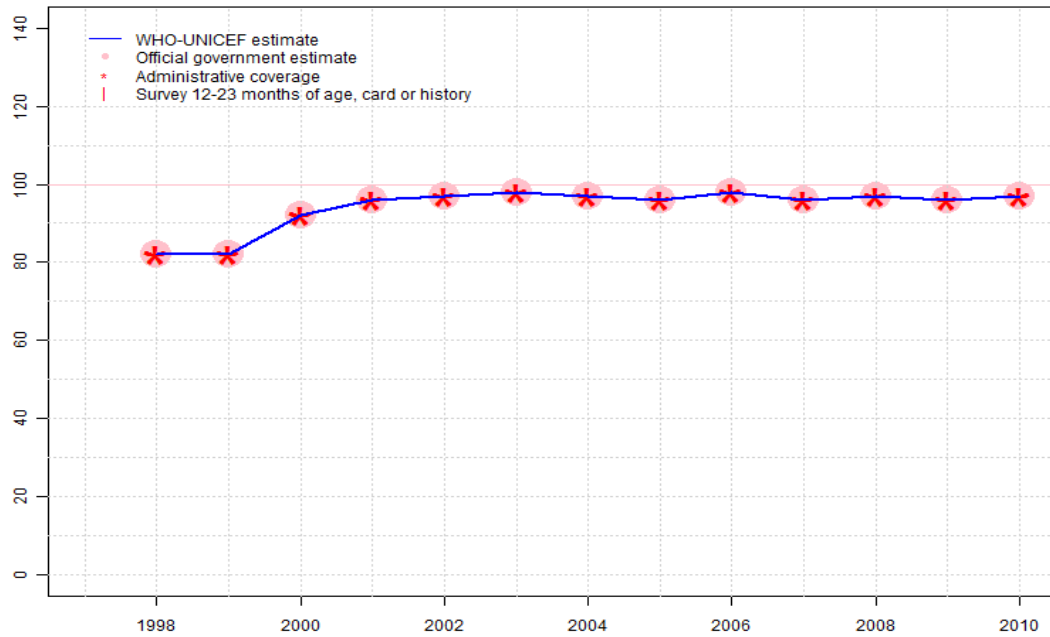
Description:

- 1997: Legacy estimate.
- 1998: Estimate based on reported data.
- 1999: Estimate based on reported data.
- 2000: Estimate based on reported data.
- 2001: Estimate based on reported data.
- 2002: Estimate based on reported data.
- 2003: Estimate based on reported data.
- 2004: Estimate based on reported data.
- 2005: Estimate based on reported data.
- 2006: Estimate based on reported data.
- 2007: Estimate based on reported data.
- 2008: Estimate based on reported data.
- 2009: Estimate based on reported data.
- 2010: Estimate based on reported data.

	1997	1998	1999	2000	2001	2002	2003	2004	2005	2006	2007	2008	2009	2010
Estimate	84	81	80	77	83	82	81	78	81	81	96	97	96	97
Official	84	81	80	77	83	82	81	78	81	81	96	97	96	97
Administrative	84	81	80	77	83	82	81	78	81	81	96	97	96	97
Survey	NA	NA	NA	NA	NA	NA	NA	NA	NA	NA	NA	NA	NA	NA

Spain - Hib3

ESP - Hib3

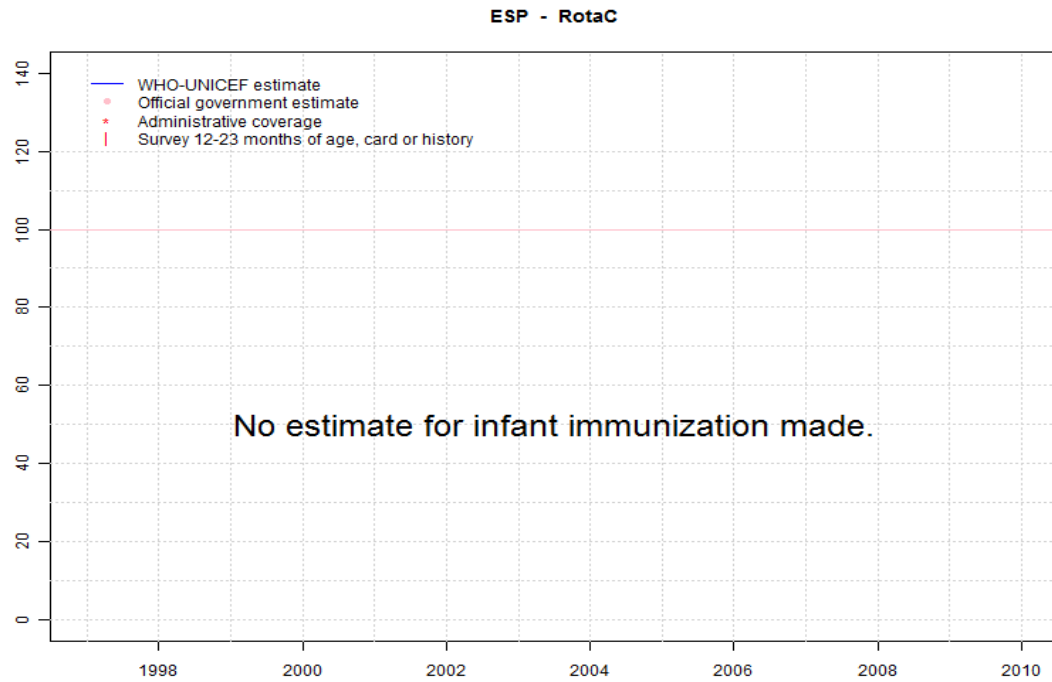


Description:

1998: Estimate based on reported data. Hib introduced in 1998
 1999: Estimate based on reported data.
 2000: Estimate based on reported data.
 2001: Estimate based on reported data.
 2002: Estimate based on reported data.
 2003: Estimate based on reported data.
 2004: Estimate based on reported data.
 2005: Estimate based on reported data.
 2006: Estimate based on reported data.
 2007: Estimate based on reported data.
 2008: Estimate based on reported data.
 2009: Estimate based on reported data.
 2010: Estimate based on reported data.

	1997	1998	1999	2000	2001	2002	2003	2004	2005	2006	2007	2008	2009	2010
Estimate	NA	82	82	92	96	97	98	97	96	98	96	97	96	97
Official	NA	82	82	92	96	97	98	97	96	98	96	97	96	97
Administrative	NA	82	82	92	96	97	98	97	96	98	96	97	96	97
Survey	NA	NA	NA	NA	NA	NA	NA	NA	NA	NA	NA	NA	NA	NA

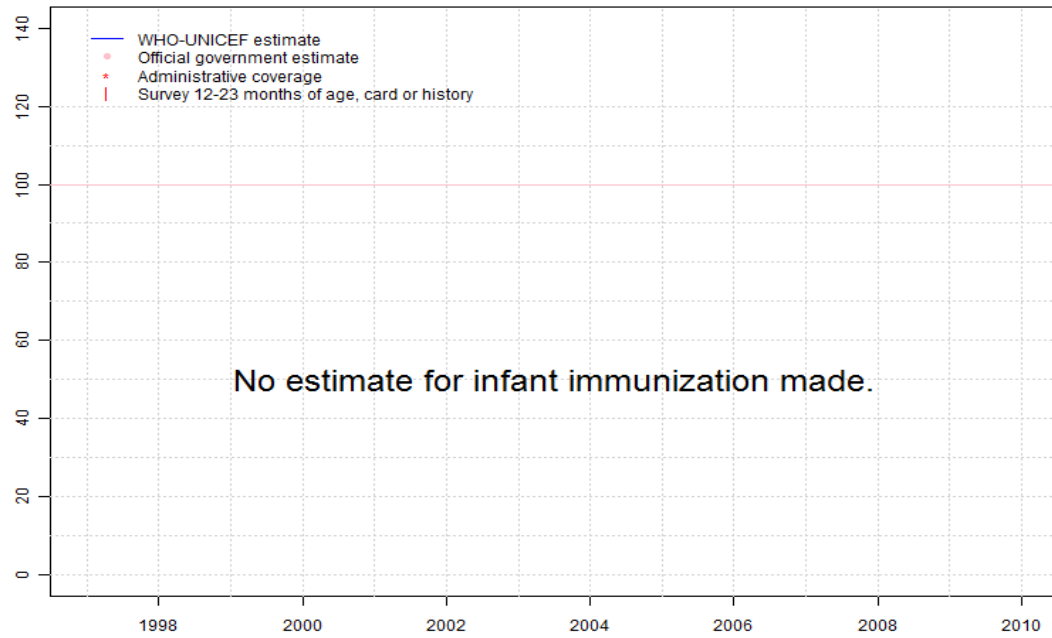
Spain - RotaC



	1997	1998	1999	2000	2001	2002	2003	2004	2005	2006	2007	2008	2009	2010
Estimate	NA	NA	NA	NA	NA	NA	NA	NA	NA	NA	NA	NA	NA	NA
Official	NA	NA	NA	NA	NA	NA	NA	NA	NA	NA	NA	NA	NA	NA
Administrative	NA	NA	NA	NA	NA	NA	NA	NA	NA	NA	NA	NA	NA	NA
Survey	NA	NA	NA	NA	NA	NA	NA	NA	NA	NA	NA	NA	NA	NA

Spain - PcV3

ESP - PcV3



	1997	1998	1999	2000	2001	2002	2003	2004	2005	2006	2007	2008	2009	2010
Estimate	NA	NA	NA	NA	NA	NA	NA	NA	NA	NA	NA	NA	NA	NA
Official	NA	NA	NA	NA	NA	NA	NA	NA	NA	NA	NA	NA	NA	NA
Administrative	NA	NA	NA	NA	NA	NA	NA	NA	NA	NA	NA	NA	NA	NA
Survey	NA	NA	NA	NA	NA	NA	NA	NA	NA	NA	NA	NA	NA	NA

Further information and estimates for 1980-1996 are available at:

http://www.childinfo.org/immunization_countryreports.html

http://www.who.int/immunization_monitoring/routine/immunization_coverage/en/index4.html