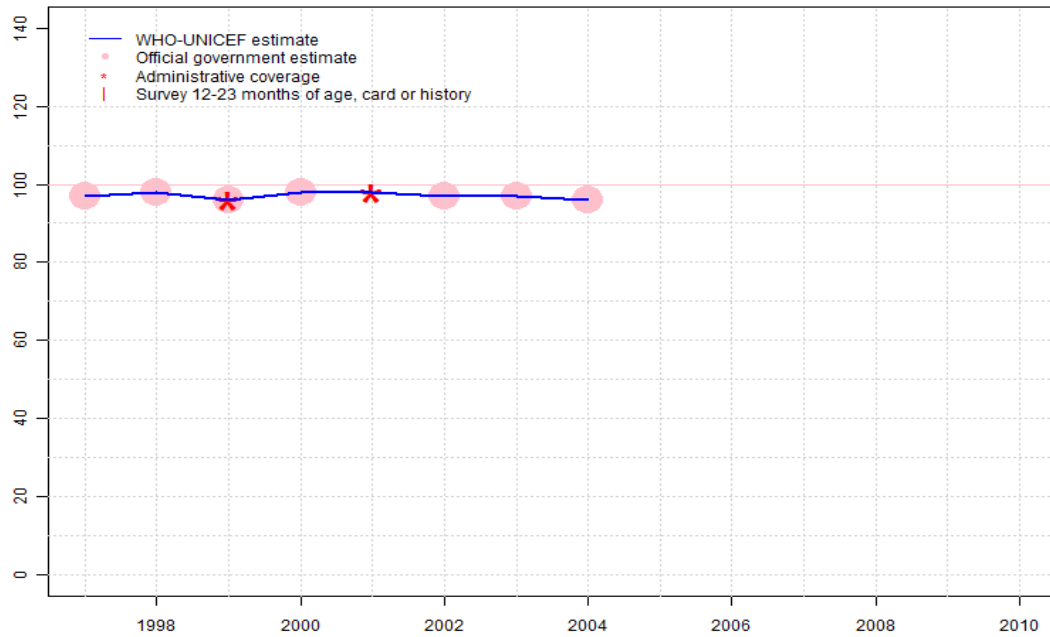


Slovenia - BCG

SVN - BCG



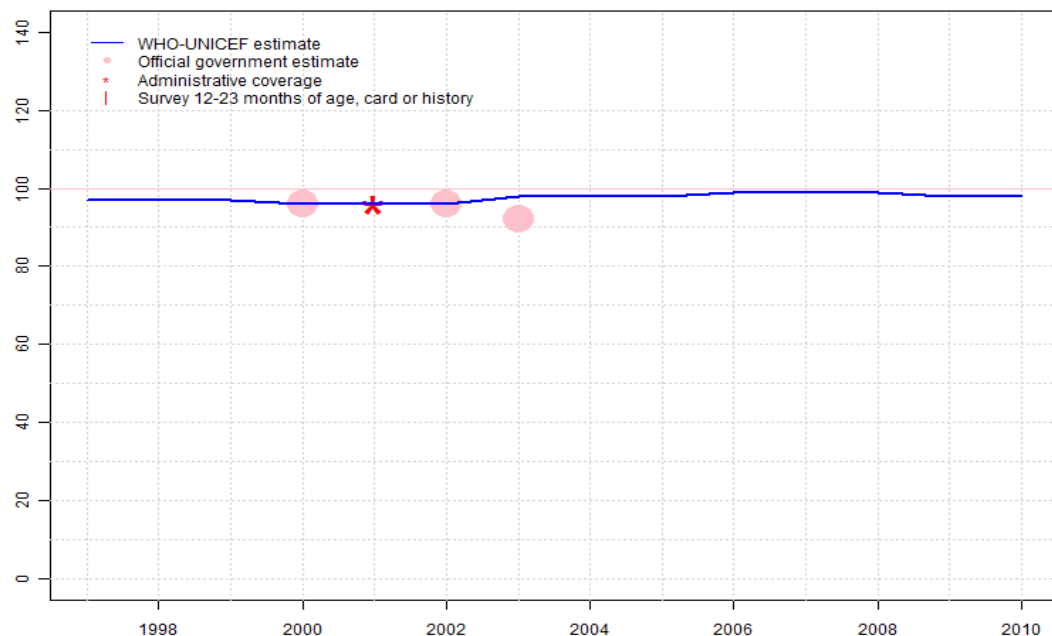
Description:

1997: Legacy estimate.
 1998: Estimate based on reported data.
 1999: Estimate based on reported data.
 2000: Estimate based on reported data.
 2001: Estimate based on reported data.
 2002: Estimate based on reported data.
 2003: Estimate based on reported data.
 2004: Estimate based on reported data. As of 2005 BCG is recommended only for high risk groups.

	1997	1998	1999	2000	2001	2002	2003	2004	2005	2006	2007	2008	2009	2010
Estimate	97	98	96	98	98	97	97	96	NA	NA	NA	NA	NA	NA
Official	97	98	96	98	NA	97	97	96	NA	NA	NA	NA	NA	NA
Administrative	NA	NA	96	NA	98	NA	NA	NA	NA	NA	NA	NA	NA	NA
Survey	NA	NA	NA	NA	NA	NA	NA	NA	NA	NA	NA	NA	NA	NA

Slovenia - DTP1

SVN - DTP1



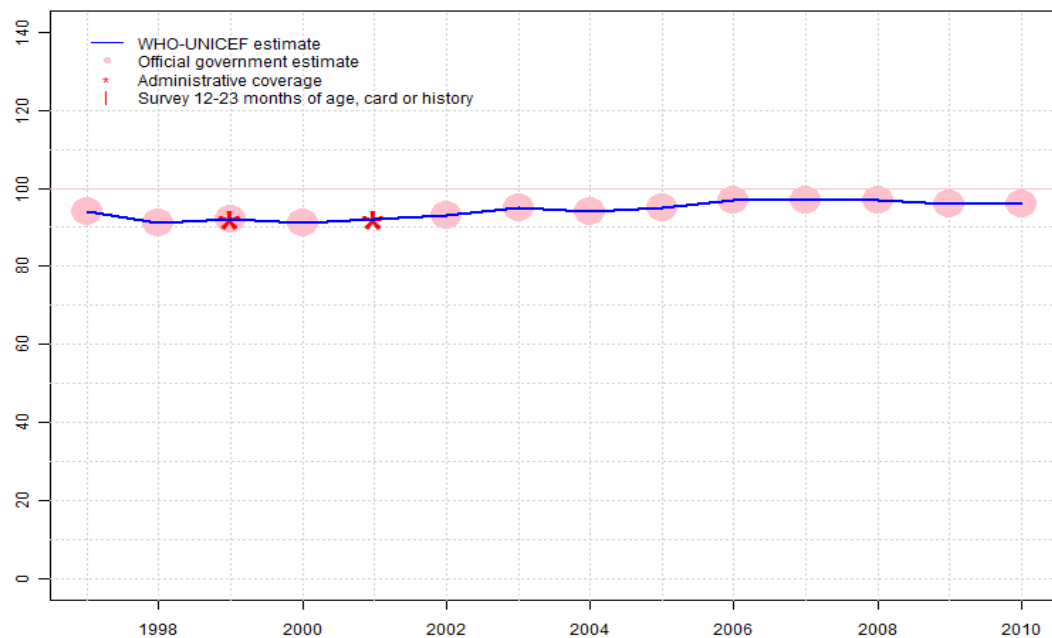
Description:

- 1997: Legacy estimate.
- 1998: No DTP1 data. Estimate based on DTP3 coverage of 91.
- 1999: No DTP1 data. Estimate based on DTP3 coverage of 92.
- 2000: Estimate is based on reported data. Current estimate of 96 percent changed from previous revision value of 97 percent.
- 2001: Estimate based on reported data. Current estimate of 96 percent changed from previous revision value of 97 percent.
- 2002: Estimate based on reported data. Current estimate of 96 percent changed from previous revision value of 97 percent.
- 2003: DTP1 coverage estimated based on DTP3 coverage of 95.
- 2004: No DTP1 data. Estimate based on DTP3 coverage of 94. Current estimate of 98 percent changed from previous revision value of 97 percent.
- 2005: No DTP1 data. Estimate based on DTP3 coverage of 95.
- 2006: No DTP1 data. Estimate based on DTP3 coverage of 97. Current estimate of 99 percent changed from previous revision value of 98 percent.
- 2007: No DTP1 data. Estimate based on DTP3 coverage of 97. Current estimate of 99 percent changed from previous revision value of 98 percent.
- 2008: No DTP1 data. Estimate based on DTP3 coverage of 97. Current estimate of 99 percent changed from previous revision value of 98 percent.
- 2009: No DTP1 data. Estimate based on DTP3 coverage of 96.
- 2010: No DTP1 data. Estimate based on DTP3 coverage of 96.

	1997	1998	1999	2000	2001	2002	2003	2004	2005	2006	2007	2008	2009	2010
Estimate	97	97	97	96	96	96	98	98	98	99	99	99	98	98
Official	NA	NA	NA	96	NA	96	92	NA	NA	NA	NA	NA	NA	NA
Administrative	NA	NA	NA	NA	96	NA	NA	NA	NA	NA	NA	NA	NA	NA
Survey	NA	NA	NA	NA	NA	NA	NA	NA	NA	NA	NA	NA	NA	NA

Slovenia - DTP3

SVN - DTP3



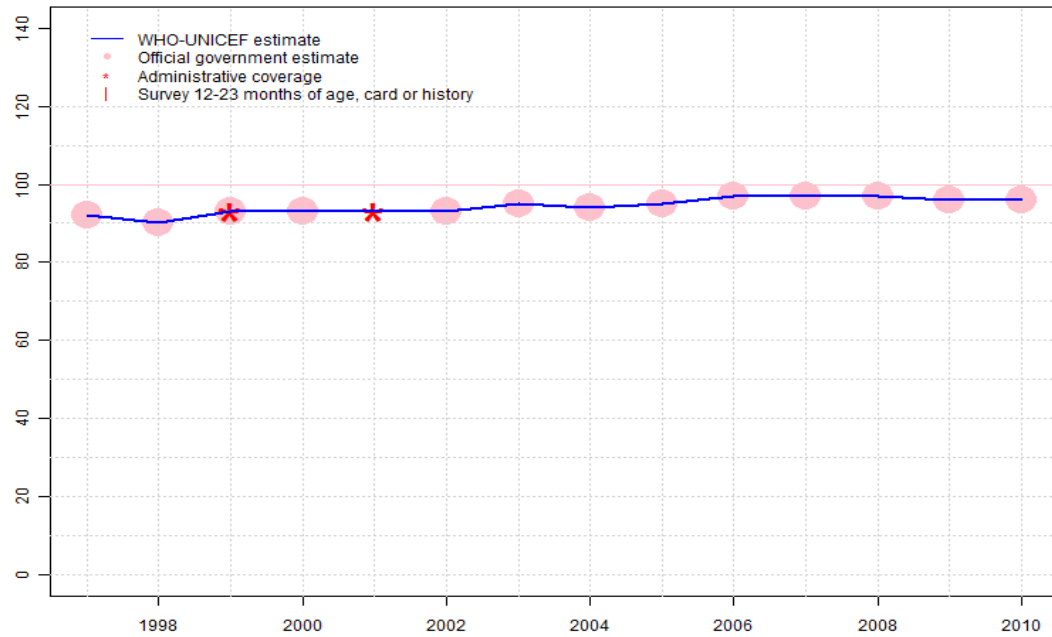
Description:

1997: Legacy estimate.
 1998: Estimate based on reported data.
 1999: Estimate based on reported data.
 2000: Estimate based on reported data.
 2001: Estimate based on reported data.
 2002: Estimate based on reported data.
 2003: Estimate based on reported data.
 2004: Estimate based on reported data.
 2005: Estimate based on reported data.
 2006: Estimate based on reported data.
 2007: Estimate based on reported data.
 2008: Estimate based on reported data.
 2009: Estimate based on reported data.
 2010: Estimate based on reported data.

	1997	1998	1999	2000	2001	2002	2003	2004	2005	2006	2007	2008	2009	2010
Estimate	94	91	92	91	92	93	95	94	95	97	97	97	96	96
Official	94	91	92	91	NA	93	95	94	95	97	97	97	96	96
Administrative	NA	NA	92	NA	92	NA	NA	NA	NA	NA	NA	NA	NA	NA
Survey	NA	NA	NA	NA	NA	NA	NA	NA	NA	NA	NA	NA	NA	NA

Slovenia - Pol3

SVN - Pol3



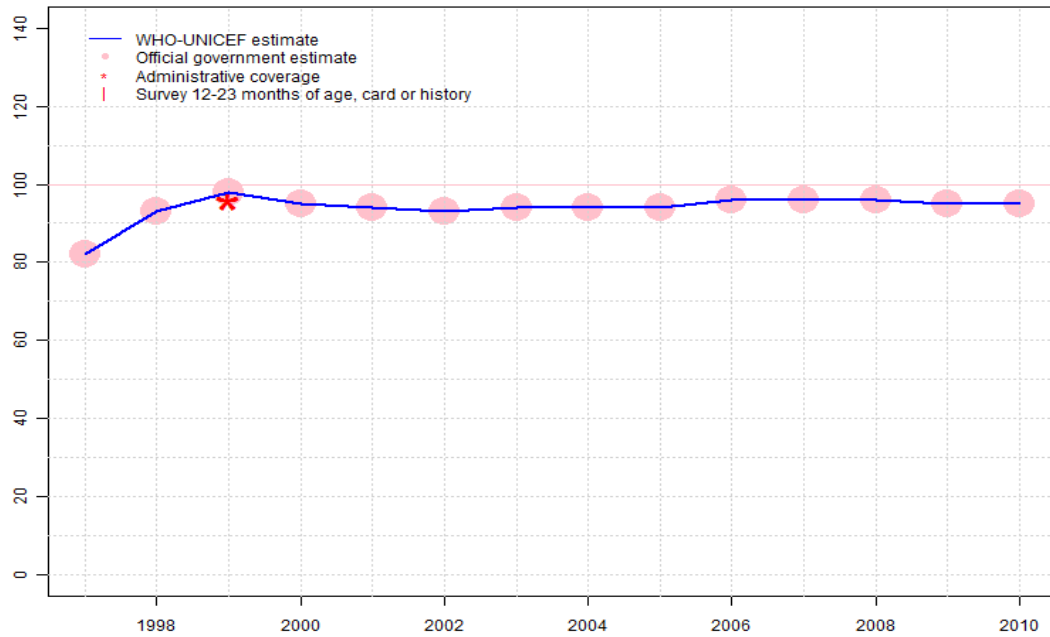
Description:

1997: Legacy estimate.
 1998: Estimate based on reported data.
 1999: Estimate based on reported data.
 2000: Estimate based on reported data.
 2001: Estimate based on reported data.
 2002: Estimate based on reported data.
 2003: Estimate based on reported data.
 2004: Estimate based on reported data.
 2005: Estimate based on reported data.
 2006: Estimate based on reported data.
 2007: Estimate based on reported data.
 2008: Estimate based on reported data.
 2009: Estimate based on reported data.
 2010: Estimate based on reported data.

	1997	1998	1999	2000	2001	2002	2003	2004	2005	2006	2007	2008	2009	2010
Estimate	92	90	93	93	93	93	95	94	95	97	97	97	96	96
Official	92	90	93	93	NA	93	95	94	95	97	97	97	96	96
Administrative	NA	NA	93	NA	93	NA	NA	NA	NA	NA	NA	NA	NA	NA
Survey	NA	NA	NA	NA	NA	NA	NA	NA	NA	NA	NA	NA	NA	NA

Slovenia - MCV

SVN - MCV



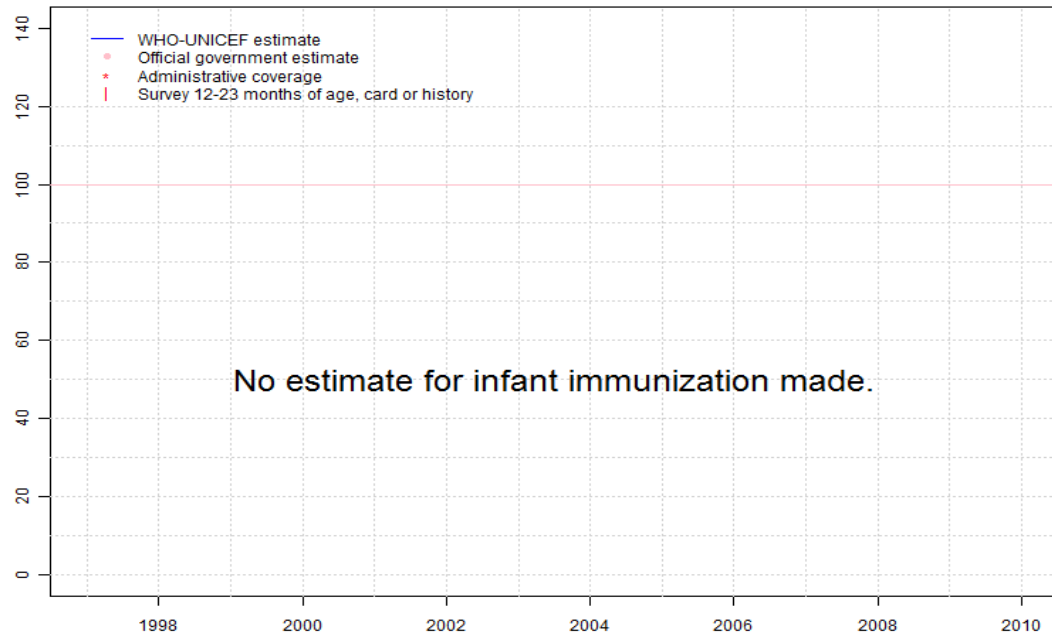
Description:

1997: Legacy estimate.
 1998: Estimate based on reported data.
 1999: Estimate based on reported data.
 2000: Estimate based on reported data.
 2001: Estimate based on reported data.
 2002: Estimate based on reported data.
 2003: Estimate based on reported data.
 2004: Estimate based on reported data.
 2005: Estimate based on reported data.
 2006: Estimate based on reported data.
 2007: Estimate based on reported data.
 2008: Estimate based on reported data.
 2009: Estimate based on reported data.
 2010: Estimate based on reported data.

	1997	1998	1999	2000	2001	2002	2003	2004	2005	2006	2007	2008	2009	2010
Estimate	82	93	98	95	94	93	94	94	94	96	96	96	95	95
Official	82	93	98	95	94	93	94	94	94	96	96	96	95	95
Administrative	NA	NA	96	NA	NA	NA	NA	NA	NA	NA	NA	NA	NA	NA
Survey	NA	NA	NA	NA	NA	NA	NA	NA	NA	NA	NA	NA	NA	NA

Slovenia - HepB3

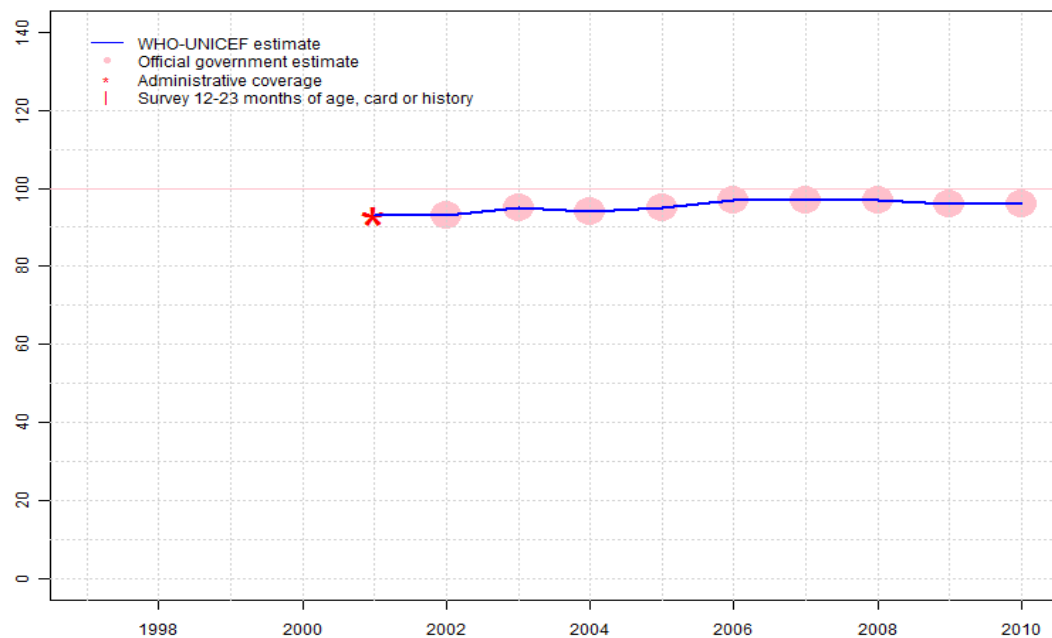
SVN - HepB3



	1997	1998	1999	2000	2001	2002	2003	2004	2005	2006	2007	2008	2009	2010
Estimate	NA	NA	NA	NA	NA	NA	NA	NA	NA	NA	NA	NA	NA	NA
Official	NA	NA	NA	NA	NA	NA	NA	NA	NA	NA	NA	NA	NA	NA
Administrative	NA	NA	NA	NA	NA	NA	NA	NA	NA	NA	NA	NA	NA	NA
Survey	NA	NA	NA	NA	NA	NA	NA	NA	NA	NA	NA	NA	NA	NA

Slovenia - Hib3

SVN - Hib3

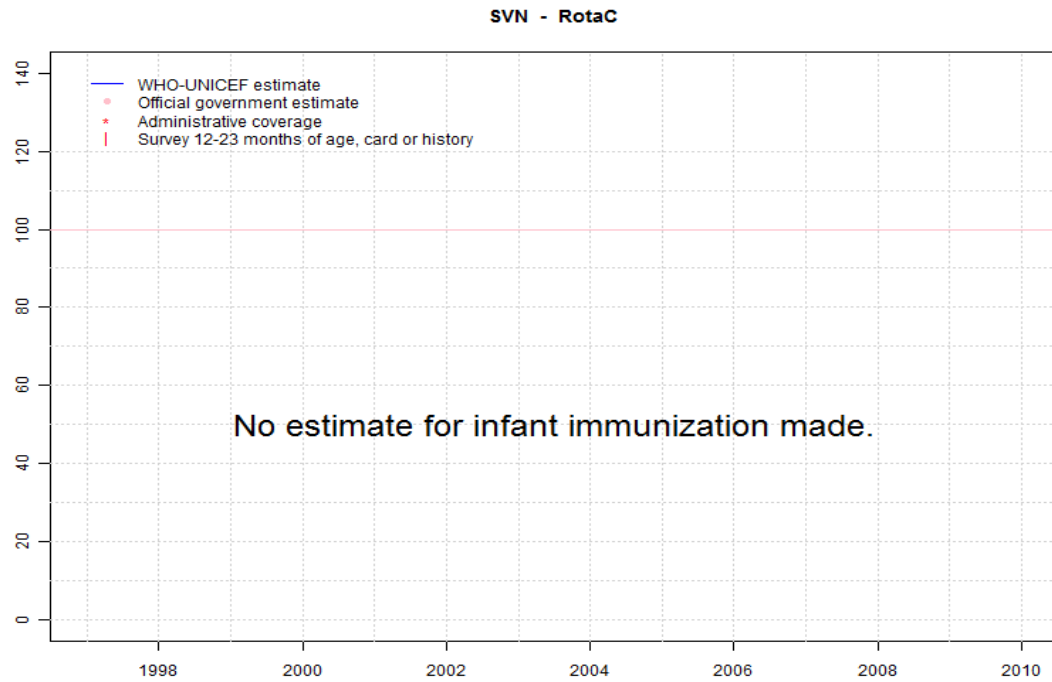


Description:

- 2001: Estimate based on reported data. Hib introduced in 2000. Reporting started in 2001.
- 2002: Estimate based on reported data.
- 2003: Estimate based on reported data.
- 2004: Estimate based on reported data.
- 2005: Estimate based on reported data.
- 2006: Estimate based on reported data.
- 2007: Estimate based on reported data. Current estimate of 97 percent changed from previous revision value of 98 percent.
- 2008: Estimate based on reported data.
- 2009: Estimate based on reported data. Current estimate of 96 percent changed from previous revision value of 95 percent.
- 2010: Estimate based on reported data.

	1997	1998	1999	2000	2001	2002	2003	2004	2005	2006	2007	2008	2009	2010
Estimate	NA	NA	NA	NA	93	93	95	94	95	97	97	97	96	96
Official	NA	NA	NA	NA	NA	93	95	94	95	97	97	97	96	96
Administrative	NA	NA	NA	NA	93	NA	NA	NA	NA	NA	NA	NA	NA	NA
Survey	NA	NA	NA	NA	NA	NA	NA	NA	NA	NA	NA	NA	NA	NA

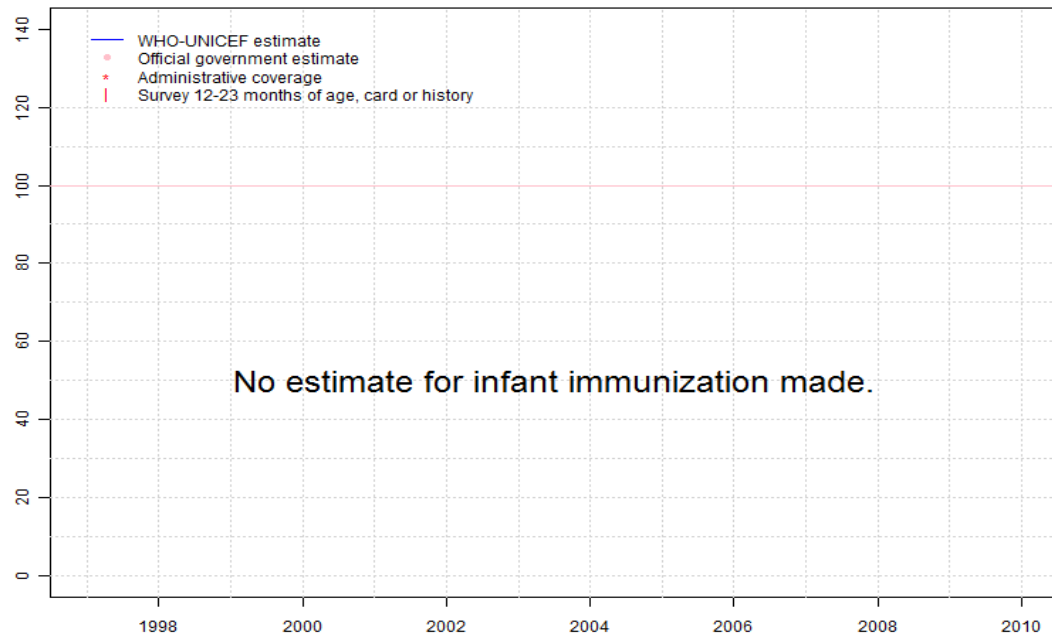
Slovenia - RotaC



	1997	1998	1999	2000	2001	2002	2003	2004	2005	2006	2007	2008	2009	2010
Estimate	NA	NA	NA	NA	NA	NA	NA	NA	NA	NA	NA	NA	NA	NA
Official	NA	NA	NA	NA	NA	NA	NA	NA	NA	NA	NA	NA	NA	NA
Administrative	NA	NA	NA	NA	NA	NA	NA	NA	NA	NA	NA	NA	NA	NA
Survey	NA	NA	NA	NA	NA	NA	NA	NA	NA	NA	NA	NA	NA	NA

Slovenia - PcV3

SVN - PcV3



	1997	1998	1999	2000	2001	2002	2003	2004	2005	2006	2007	2008	2009	2010
Estimate	NA	NA	NA	NA	NA	NA	NA	NA	NA	NA	NA	NA	NA	NA
Official	NA	NA	NA	NA	NA	NA	NA	NA	NA	NA	NA	NA	NA	NA
Administrative	NA	NA	NA	NA	NA	NA	NA	NA	NA	NA	NA	NA	NA	NA
Survey	NA	NA	NA	NA	NA	NA	NA	NA	NA	NA	NA	NA	NA	NA

Further information and estimates for 1980-1996 are available at:

http://www.childinfo.org/immunization_countryreports.html

http://www.who.int/immunization_monitoring/routine/immunization_coverage/en/index4.html