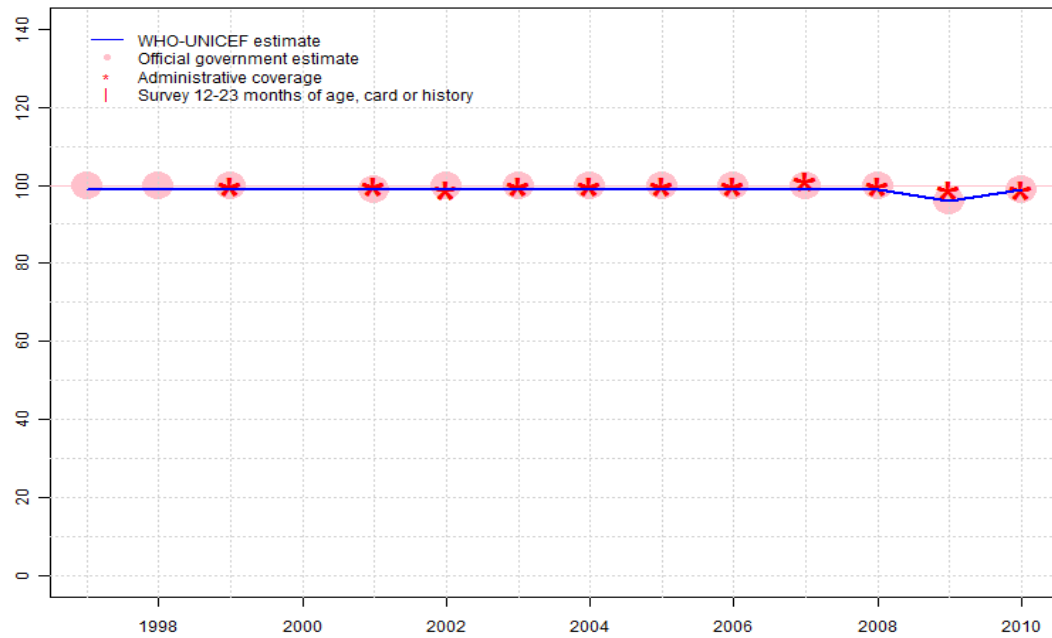


Seychelles - BCG

SYC - BCG



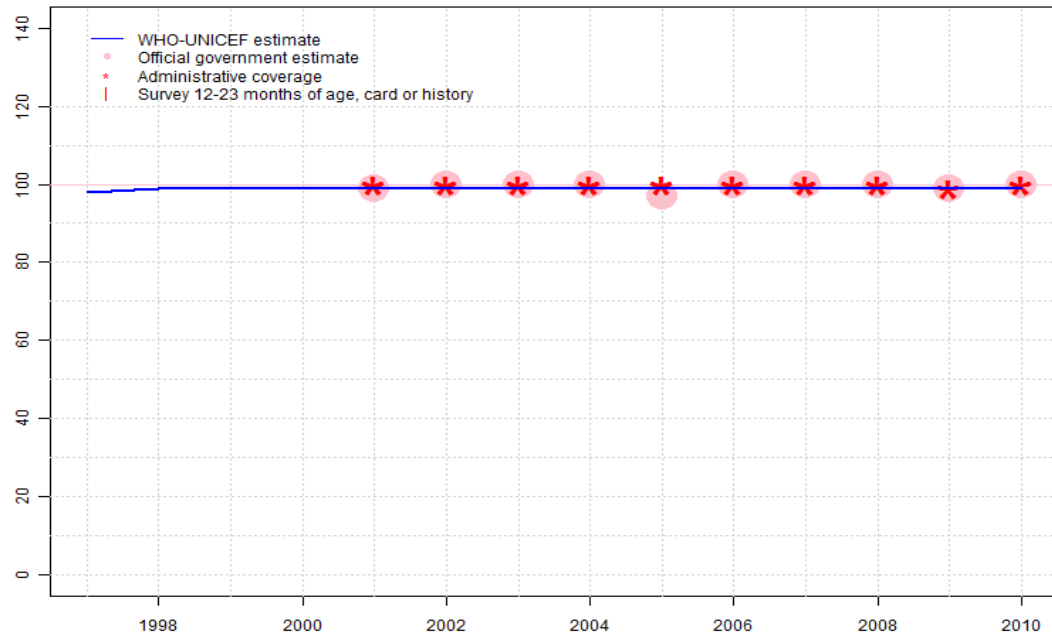
Description:

- 1997: Legacy estimate.
- 1998: Reported data calibrated to 1997 and 2001 levels.
- 1999: Reported data calibrated to 1997 and 2001 levels.
- 2000: Estimate based on interpolation between 1999 and 2001.
- 2001: Estimate based on reported data.
- 2002: Estimate based on reported data.
- 2003: Estimate based on reported data.
- 2004: Estimate based on reported data.
- 2005: Estimate based on reported data.
- 2006: Estimate based on reported data.
- 2007: Estimate based on reported data.
- 2008: Estimate based on reported data.
- 2009: Estimate based on reported data.
- 2010: Estimate based on reported data.

	1997	1998	1999	2000	2001	2002	2003	2004	2005	2006	2007	2008	2009	2010
Estimate	99	99	99	99	99	99	99	99	99	99	99	99	96	99
Official	100	100	100	NA	99	100	100	100	100	100	100	100	96	99
Administrative	NA	NA	100	NA	100	99	100	100	100	100	101	100	99	99
Survey	NA	NA	NA	NA	NA	NA	NA	NA	NA	NA	NA	NA	NA	NA

Seychelles - DTP1

SYC - DTP1



	1997	1998	1999	2000	2001	2002	2003	2004	2005	2006	2007	2008	2009	2010
Estimate	98	99	99	99	99	99	99	99	99	99	99	99	99	99
Official	NA	NA	NA	NA	99	100	100	100	97	100	100	100	99	100
Administrative	NA	NA	NA	NA	100	100	100	100	100	100	100	100	99	100
Survey	NA	NA	NA	NA	NA	NA	NA	NA	NA	NA	NA	NA	NA	NA

Description:

1997: Legacy estimate.

1998: No DTP1 data. Estimate based on DTP3 coverage of 99. Current estimate of 99 percent changed from previous revision value of 98 percent.

1999: No DTP1 data. Estimate based on DTP3 coverage of 99. Current estimate of 99 percent changed from previous revision value of 98 percent.

2000: Estimate based on interpolation between 1999 and 2001. Current estimate of 99 percent changed from previous revision value of 98 percent.

2001: Estimate is based on reported data. Current estimate of 99 percent changed from previous revision value of 98 percent.

2002: Estimate based on reported data. Current estimate of 99 percent changed from previous revision value of 98 percent.

2003: Estimate based on reported data. Current estimate of 99 percent changed from previous revision value of 98 percent.

2004: Estimate based on reported data. Current estimate of 99 percent changed from previous revision value of 98 percent.

2005: DTP1 coverage estimated based on DTP3 coverage of 100. Current estimate of 99 percent changed from previous revision value of 98 percent.

2006: Estimate based on reported data. Current estimate of 99 percent changed from previous revision value of 98 percent.

2007: Estimate based on reported data. Current estimate of 99 percent changed from previous revision value of 98 percent.

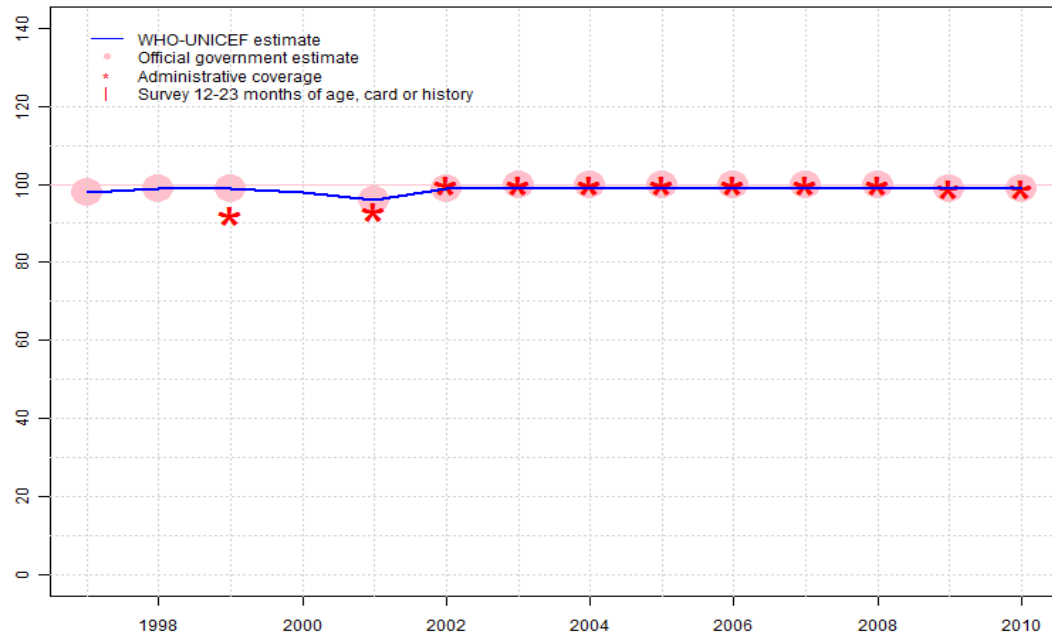
2008: Estimate based on reported data. Current estimate of 99 percent changed from previous revision value of 98 percent.

2009: Estimate based on reported data. Current estimate of 99 percent changed from previous revision value of 98 percent.

2010: Estimate based on reported data.

Seychelles - DTP3

SYC - DTP3



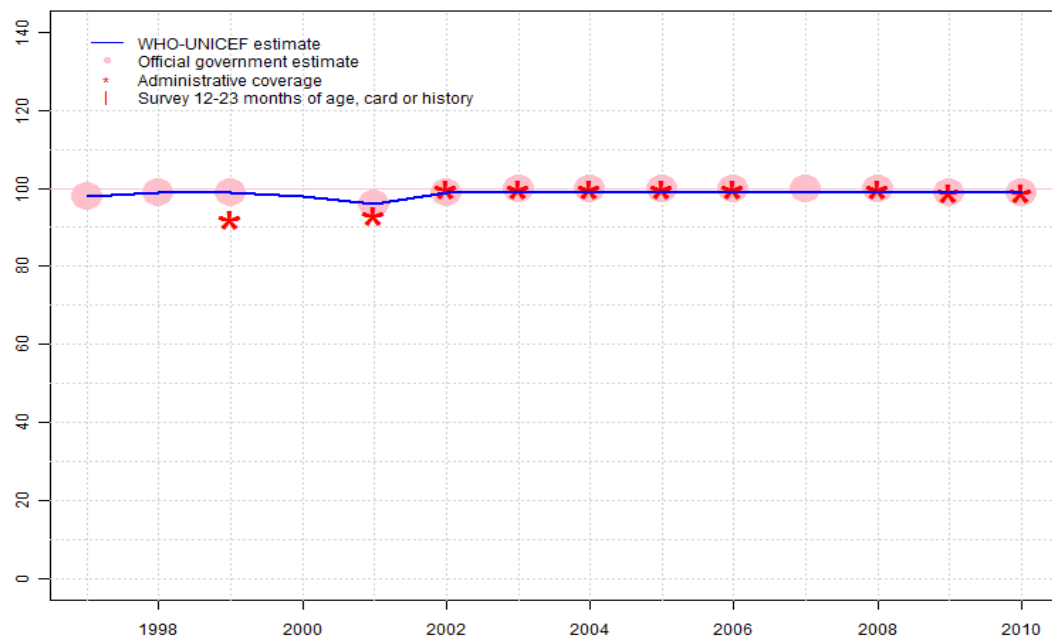
Description:

- 1997: Legacy estimate.
- 1998: Estimate based on reported data.
- 1999: Estimate based on reported data.
- 2000: Estimate based on interpolation between 1999 and 2001.
- 2001: Estimate based on reported data.
- 2002: Estimate based on reported data.
- 2003: Estimate based on reported data.
- 2004: Estimate based on reported data.
- 2005: Estimate based on reported data.
- 2006: Estimate based on reported data.
- 2007: Estimate based on reported data.
- 2008: Estimate based on reported data.
- 2009: Estimate based on reported data.
- 2010: Estimate based on reported data.

	1997	1998	1999	2000	2001	2002	2003	2004	2005	2006	2007	2008	2009	2010
Estimate	98	99	99	98	96	99	99	99	99	99	99	99	99	99
Official	98	99	99	NA	96	99	100	100	100	100	100	100	99	99
Administrative	NA	NA	92	NA	93	100	100	100	100	100	100	100	99	99
Survey	NA	NA	NA	NA	NA	NA	NA	NA	NA	NA	NA	NA	NA	NA

Seychelles - Pol3

SYC - Pol3



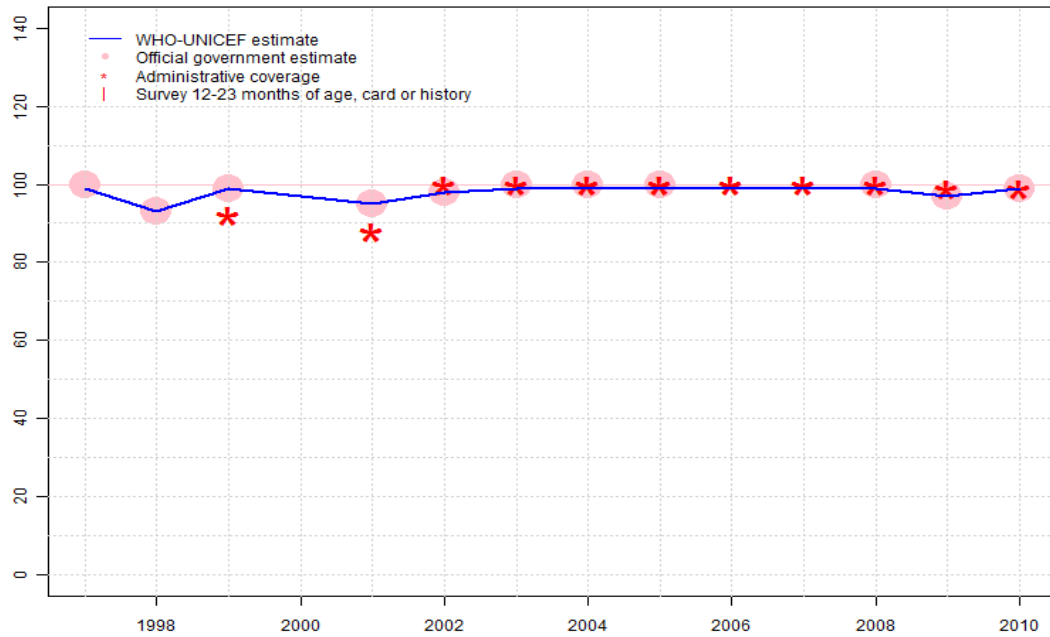
Description:

- 1997: Legacy estimate.
- 1998: Estimate based on reported data.
- 1999: Estimate based on reported data.
- 2000: Estimate based on interpolation between 1999 and 2001.
- 2001: Estimate based on reported data.
- 2002: Estimate based on reported data.
- 2003: Estimate based on reported data.
- 2004: Estimate based on reported data.
- 2005: Estimate based on reported data.
- 2006: Estimate based on reported data.
- 2007: Estimate based on reported data.
- 2008: Estimate based on reported data.
- 2009: Estimate based on reported data.
- 2010: Estimate based on reported data.

	1997	1998	1999	2000	2001	2002	2003	2004	2005	2006	2007	2008	2009	2010
Estimate	98	99	99	98	96	99	99	99	99	99	99	99	99	99
Official	98	99	99	NA	96	99	100	100	100	100	100	100	99	99
Administrative	NA	NA	92	NA	93	100	100	100	100	100	NA	100	99	99
Survey	NA	NA	NA	NA	NA	NA	NA	NA	NA	NA	NA	NA	NA	NA

Seychelles - MCV

SYC - MCV



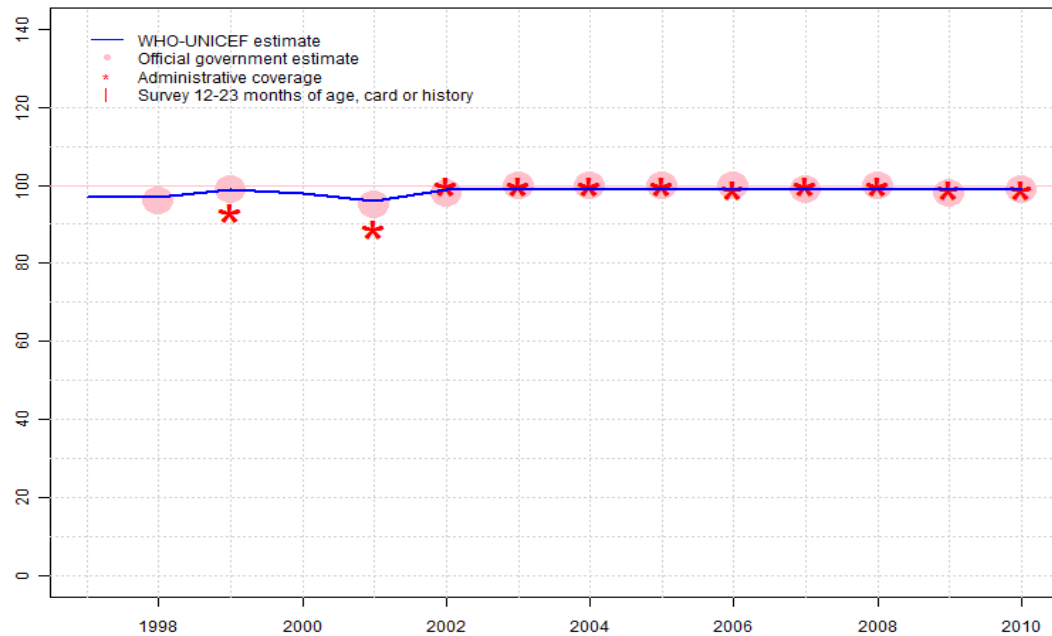
Description:

- 1997: Legacy estimate.
- 1998: Estimate based on reported data.
- 1999: Estimate based on reported data.
- 2000: Estimate based on interpolation between 1999 and 2001.
- 2001: Estimate based on reported data.
- 2002: Estimate based on reported data.
- 2003: Estimate based on reported data.
- 2004: Estimate based on reported data.
- 2005: Estimate based on reported data.
- 2006: Estimate based on reported data.
- 2007: Estimate based on reported data.
- 2008: Estimate based on reported data.
- 2009: Estimate based on reported data.
- 2010: Estimate based on reported data.

	1997	1998	1999	2000	2001	2002	2003	2004	2005	2006	2007	2008	2009	2010
Estimate	99	93	99	97	95	98	99	99	99	99	99	99	97	99
Official	100	93	99	NA	95	98	100	100	100	NA	NA	100	97	99
Administrative	NA	NA	92	NA	88	100	100	100	100	100	100	100	99	99
Survey	NA	NA	NA	NA	NA	NA	NA	NA	NA	NA	NA	NA	NA	NA

Seychelles - HepB3

SYC - HepB3



	1997	1998	1999	2000	2001	2002	2003	2004	2005	2006	2007	2008	2009	2010
Estimate	97	97	99	98	96	99	99	99	99	99	99	99	99	99
Official	NA	96	99	NA	95	98	100	100	100	100	99	100	98	99
Administrative	NA	NA	93	NA	89	100	100	100	100	99	100	100	99	99
Survey	NA	NA	NA	NA	NA	NA	NA	NA	NA	NA	NA	NA	NA	NA

Description:

1997: Legacy estimate.

1998: Reported data 96 percent calibrated to 1997 levels. Reported data of 96 percent estimated by extrapolating from 1998

1999: Reported data 99 percent calibrated to 1997 levels. Reported data of 96 percent estimated by extrapolating from 1998

2000: Estimate based on interpolation between 1999 and 2001.

2001: Reported data 95 percent calibrated to 1997 levels. Reported data of 96 percent estimated by extrapolating from 1998

2002: Reported data 98 percent calibrated to 1997 levels. Reported data of 96 percent estimated by extrapolating from 1998

2003: Reported data 100 percent calibrated to 1997 levels. Reported data of 96 percent estimated by extrapolating from 1998

2004: Reported data 100 percent calibrated to 1997 levels. Reported data of 96 percent estimated by extrapolating from 1998

2005: Reported data 100 percent calibrated to 1997 levels. Reported data of 96 percent estimated by extrapolating from 1998

2006: Reported data 100 percent calibrated to 1997 levels. Reported data of 96 percent estimated by extrapolating from 1998

2007: Reported data 99 percent calibrated to 1997 levels. Reported data of 96 percent estimated by extrapolating from 1998

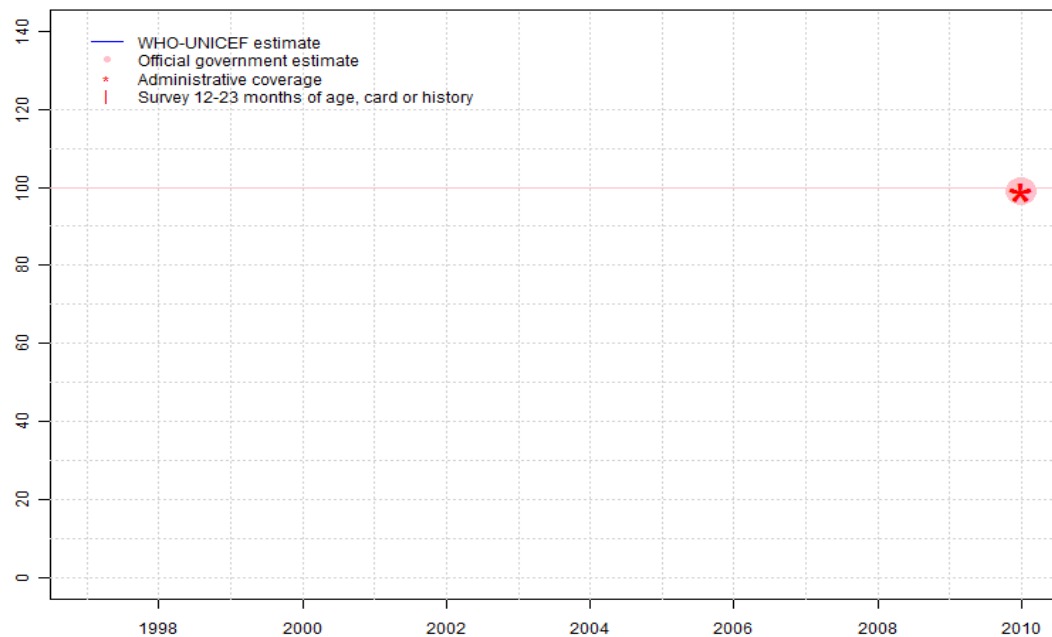
2008: Reported data 100 percent calibrated to 1997 levels. Reported data of 96 percent estimated by extrapolating from 1998

2009: Reported data 98 percent calibrated to 1997 levels. Reported data of 96 percent estimated by extrapolating from 1998

2010: Reported data 99 percent calibrated to 1997 levels. Reported data of 96 percent estimated by extrapolating from 1998

Seychelles - Hib3

SYC - Hib3

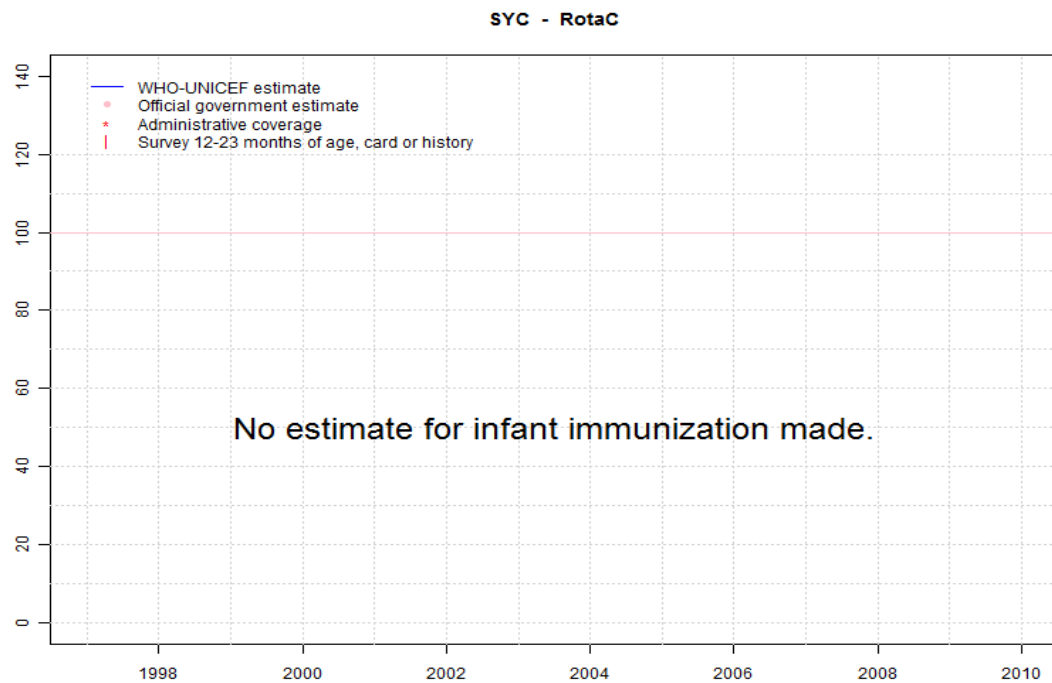


Description:

2010: Estimate based on reported data. HepB introduced in 1995

	1997	1998	1999	2000	2001	2002	2003	2004	2005	2006	2007	2008	2009	2010
Estimate	NA	NA	NA	NA	NA	NA	NA	NA	NA	NA	NA	NA	NA	99
Official	NA	NA	NA	NA	NA	NA	NA	NA	NA	NA	NA	NA	NA	99
Administrative	NA	NA	NA	NA	NA	NA	NA	NA	NA	NA	NA	NA	NA	99
Survey	NA	NA	NA	NA	NA	NA	NA	NA	NA	NA	NA	NA	NA	NA

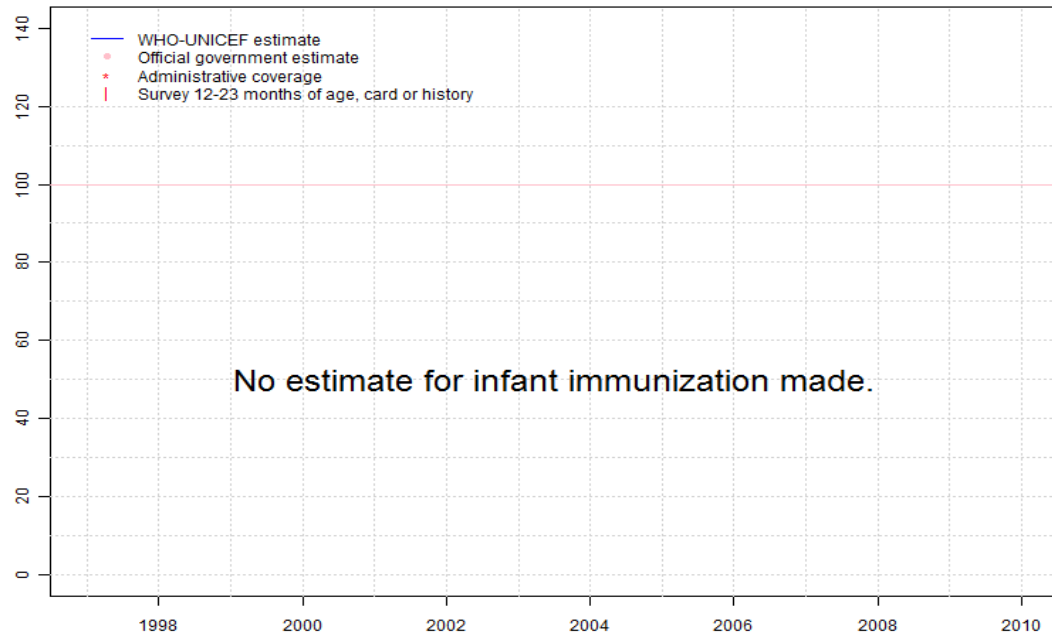
Seychelles - RotaC



	1997	1998	1999	2000	2001	2002	2003	2004	2005	2006	2007	2008	2009	2010
Estimate	NA	NA	NA	NA	NA	NA	NA	NA	NA	NA	NA	NA	NA	NA
Official	NA	NA	NA	NA	NA	NA	NA	NA	NA	NA	NA	NA	NA	NA
Administrative	NA	NA	NA	NA	NA	NA	NA	NA	NA	NA	NA	NA	NA	NA
Survey	NA	NA	NA	NA	NA	NA	NA	NA	NA	NA	NA	NA	NA	NA

Seychelles - PcV3

SYC - PcV3



	1997	1998	1999	2000	2001	2002	2003	2004	2005	2006	2007	2008	2009	2010
Estimate	NA	NA	NA	NA	NA	NA	NA	NA	NA	NA	NA	NA	NA	NA
Official	NA	NA	NA	NA	NA	NA	NA	NA	NA	NA	NA	NA	NA	NA
Administrative	NA	NA	NA	NA	NA	NA	NA	NA	NA	NA	NA	NA	NA	NA
Survey	NA	NA	NA	NA	NA	NA	NA	NA	NA	NA	NA	NA	NA	NA

Further information and estimates for 1980-1996 are available at:

http://www.childinfo.org/immunization_countryreports.html

http://www.who.int/immunization_monitoring/routine/immunization_coverage/en/index4.html