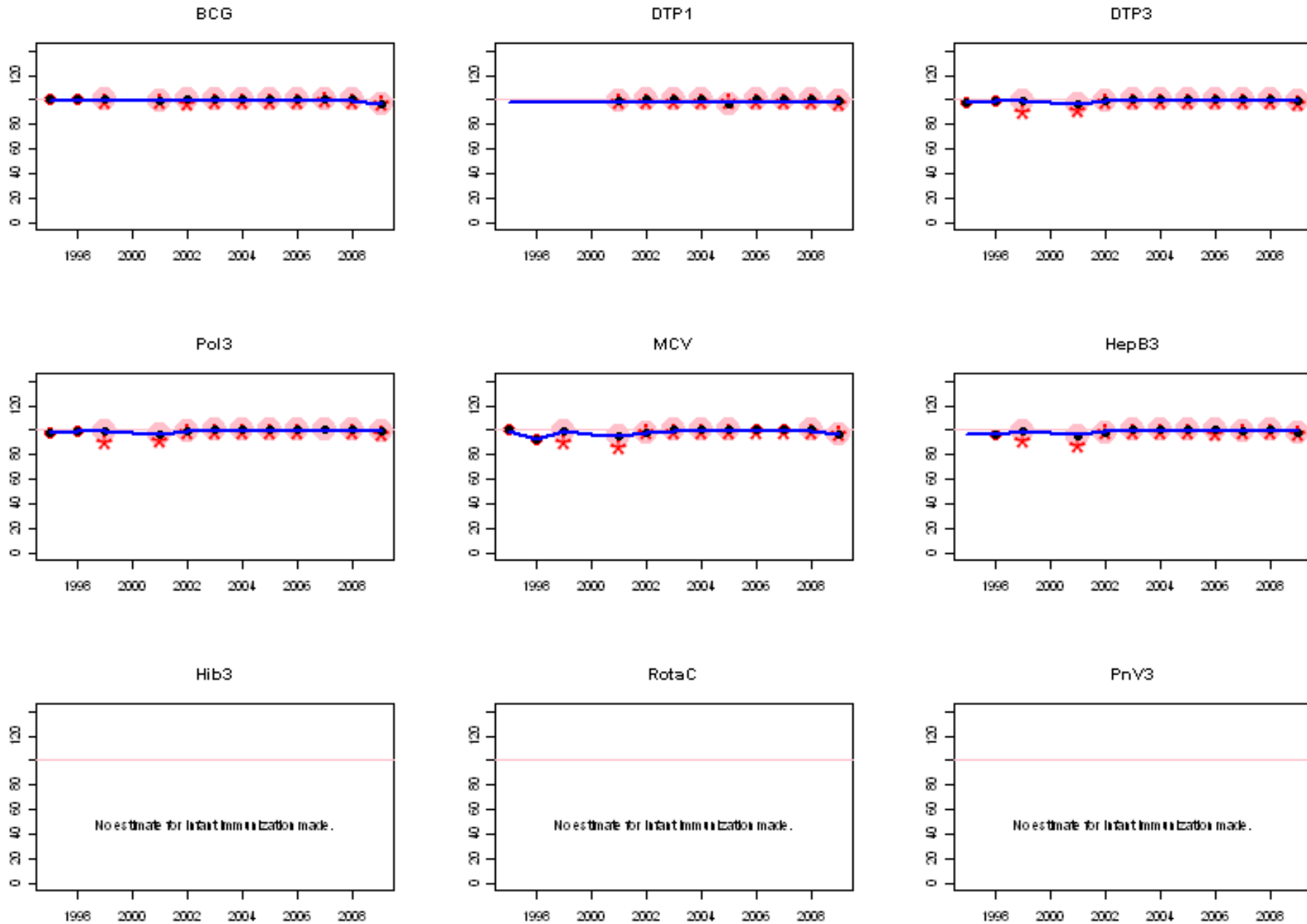
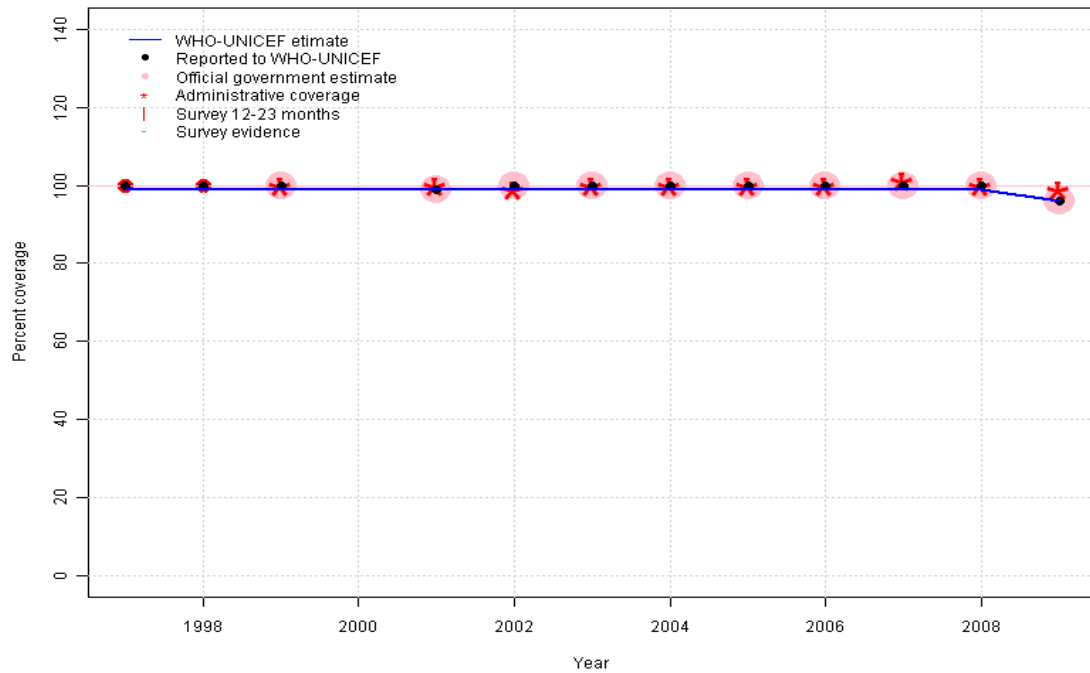


Seychelles: WHO and UNICEF estimates of immunization coverage, 1997 - 2009



# Seychelles - BCG

SYC - BCG



## Description:

1997: Legacy estimate.

1998: Estimate based on reported data.

1999: Estimate based on reported data.

2000: Estimate based on trend in reported data. Missing or ignored reported value estimated by interpolation between reported values of 100 percent in 1999 and 99 percent in 2001.

2001: Estimate based on reported data.

2002: Estimate based on reported data.

2003: Estimate based on reported data.

2004: Estimate based on reported data.

2005: Estimate based on reported data.

2006: Estimate based on reported data.

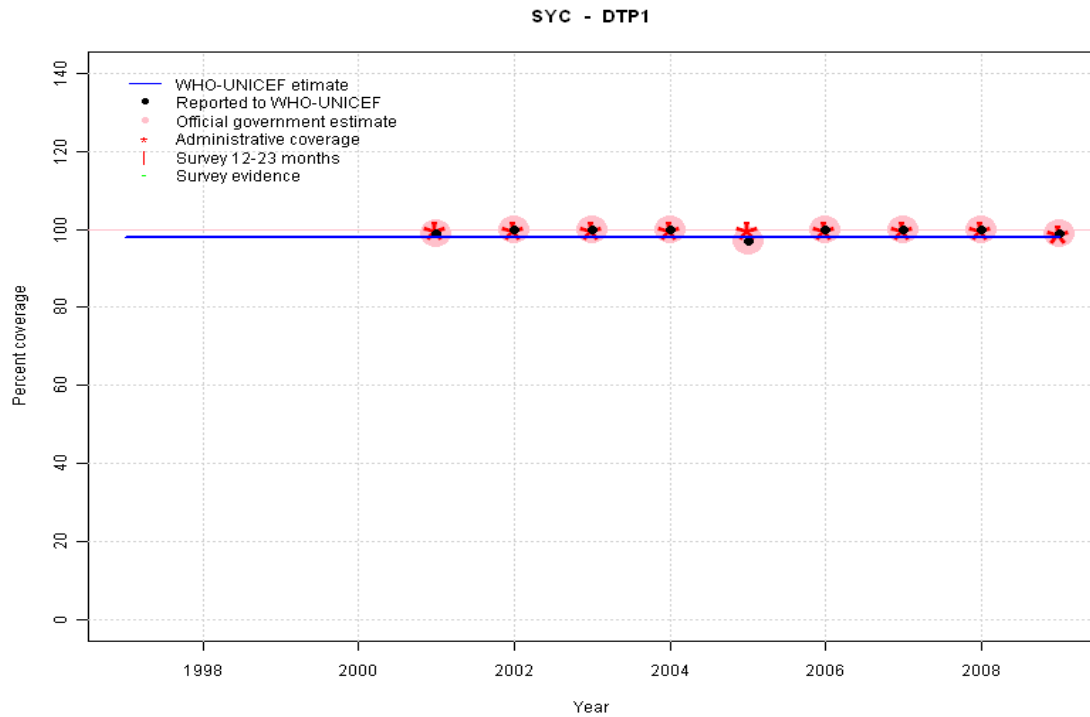
2007: Estimate based on reported data.

2008: Estimate based on reported data.

2009: Estimate based on reported data.

	1997	1998	1999	2000	2001	2002	2003	2004	2005	2006	2007	2008	2009
Estimate	99	99	99	99	99	99	99	99	99	99	99	99	96
Reported	100	100	100	NA	99	100	100	100	100	100	100	100	96
Official	NA	NA	100	NA	99	100	100	100	100	100	100	100	96
Administrative	NA	NA	100	NA	100	99	100	100	100	100	101	100	99
Survey	NA	NA	NA	NA	NA	NA	NA	NA	NA	NA	NA	NA	NA

# Seychelles - DTP1



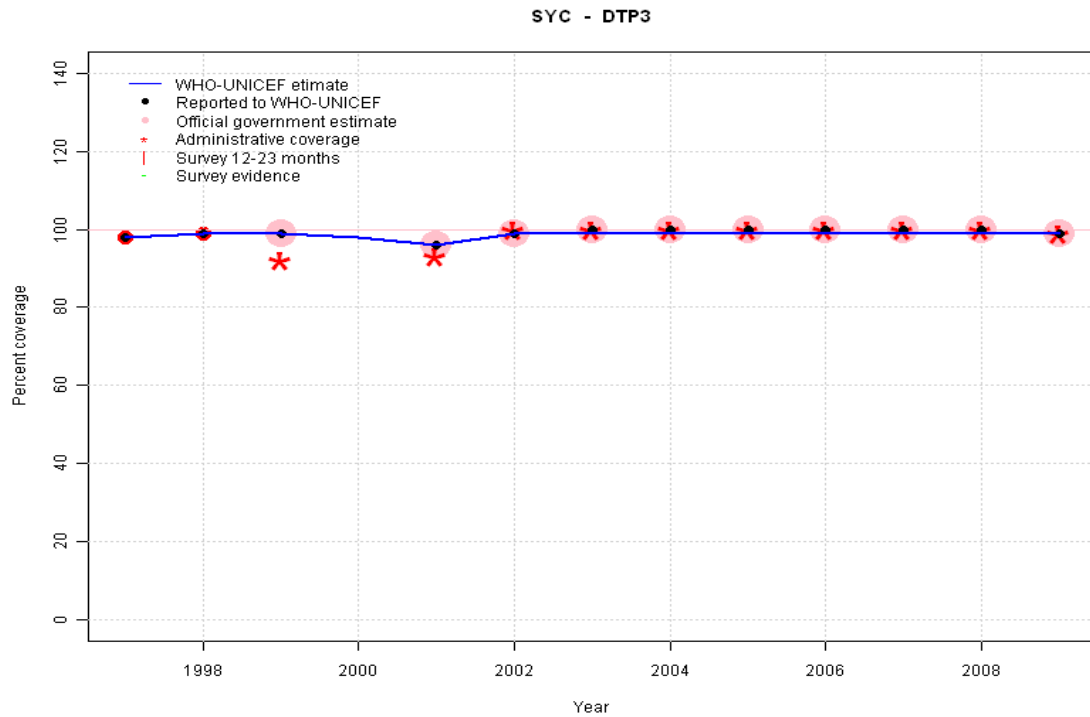
	1997	1998	1999	2000	2001	2002	2003	2004	2005	2006	2007	2008	2009
Estimate	98	98	98	98	98	98	98	98	98	98	98	98	98
Reported	NA	NA	NA	NA	99	100	100	100	97	100	100	100	99
Official	NA	NA	NA	NA	99	100	100	100	97	100	100	100	99
Administrative	NA	NA	NA	NA	100	100	100	100	100	100	100	100	99
Survey	NA	NA	NA	NA	NA	NA	NA	NA	NA	NA	NA	NA	NA

## Description:

- 1997: Legacy estimate.
- 1998: Estimated DTP3 greater than estimated DTP1; DTP1 estimate based on the relationship between DTP1 and DTP3 from 282 surveys.
- 1999: Estimated DTP3 greater than estimated DTP1; DTP1 estimate based on the relationship between DTP1 and DTP3 from 282 surveys.
- 2000: Estimate calibrated to 1997 level (98 percent) and reported coverage (99 percent).
- 2001: Estimate calibrated to 1997 level (98 percent) and reported coverage (99 percent).
- 2002: Estimated DTP3 greater than estimated DTP1; DTP1 estimate based on the relationship between DTP1 and DTP3 from 282 surveys.
- 2003: Estimated DTP3 greater than estimated DTP1; DTP1 estimate based on the relationship between DTP1 and DTP3 from 282 surveys.
- 2004: Estimated DTP3 greater than estimated DTP1; DTP1 estimate based on the relationship between DTP1 and DTP3 from 282 surveys.
- 2005: Estimated DTP3 greater than estimated DTP1; DTP1 estimate based on the relationship between DTP1 and DTP3 from 282 surveys.
- 2006: Estimated DTP3 greater than estimated DTP1; DTP1 estimate based on the relationship between DTP1 and DTP3 from 282 surveys.
- 2007: Estimated DTP3 greater than estimated DTP1; DTP1 estimate based on the relationship between DTP1 and DTP3 from 282 surveys.
- 2008: Estimated DTP3 greater than estimated DTP1; DTP1 estimate based on the relationship between DTP1 and DTP3 from 282 surveys.
- 2009: Estimated DTP3 greater than estimated DTP1; DTP1 estimate based on the relationship between DTP1 and DTP3 from 282 surveys.

# Seychelles - DTP3

## Description:

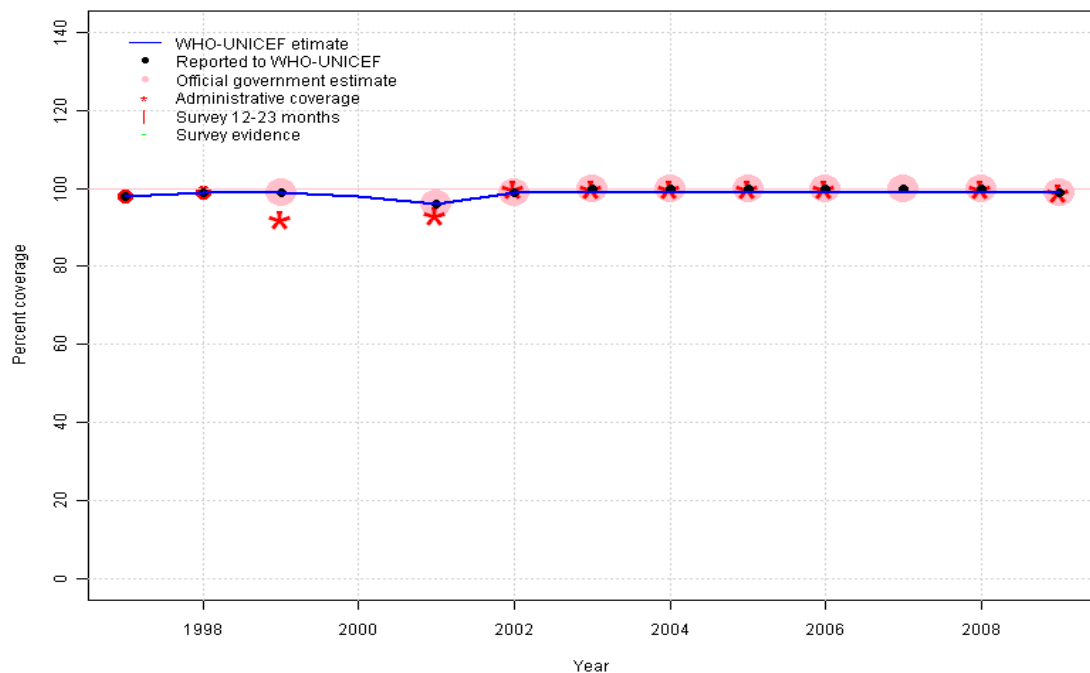


- 1997: Legacy estimate.
- 1998: Estimate based on reported data.
- 1999: Estimate based on reported data.
- 2000: Estimate based on trend in reported data. Missing or ignored reported value estimated by interpolation between reported values of 99 percent in 1999 and 96 percent in 2001.
- 2001: Estimate based on reported data.
- 2002: Estimate based on reported data.
- 2003: Estimate based on reported data.
- 2004: Estimate based on reported data.
- 2005: Estimate based on reported data.
- 2006: Estimate based on reported data.
- 2007: Estimate based on reported data.
- 2008: Estimate based on reported data.
- 2009: Estimate based on reported data.

	1997	1998	1999	2000	2001	2002	2003	2004	2005	2006	2007	2008	2009
Estimate	98	99	99	98	96	99	99	99	99	99	99	99	99
Reported	98	99	99	NA	96	99	100	100	100	100	100	100	99
Official	NA	NA	99	NA	96	99	100	100	100	100	100	100	99
Administrative	NA	NA	92	NA	93	100	100	100	100	100	100	100	99
Survey	NA	NA	NA	NA	NA	NA	NA	NA	NA	NA	NA	NA	NA

# Seychelles - Pol3

SYC - Pol3



## Description:

1997: Legacy estimate.

1998: Estimate based on reported data.

1999: Estimate based on reported data.

2000: Estimate based on trend in reported data. Missing or ignored reported value estimated by interpolation between reported values of 99 percent in 1999 and 96 percent in 2001.

2001: Estimate based on reported data.

2002: Estimate based on reported data.

2003: Estimate based on reported data.

2004: Estimate based on reported data.

2005: Estimate based on reported data.

2006: Estimate based on reported data.

2007: Estimate based on reported data.

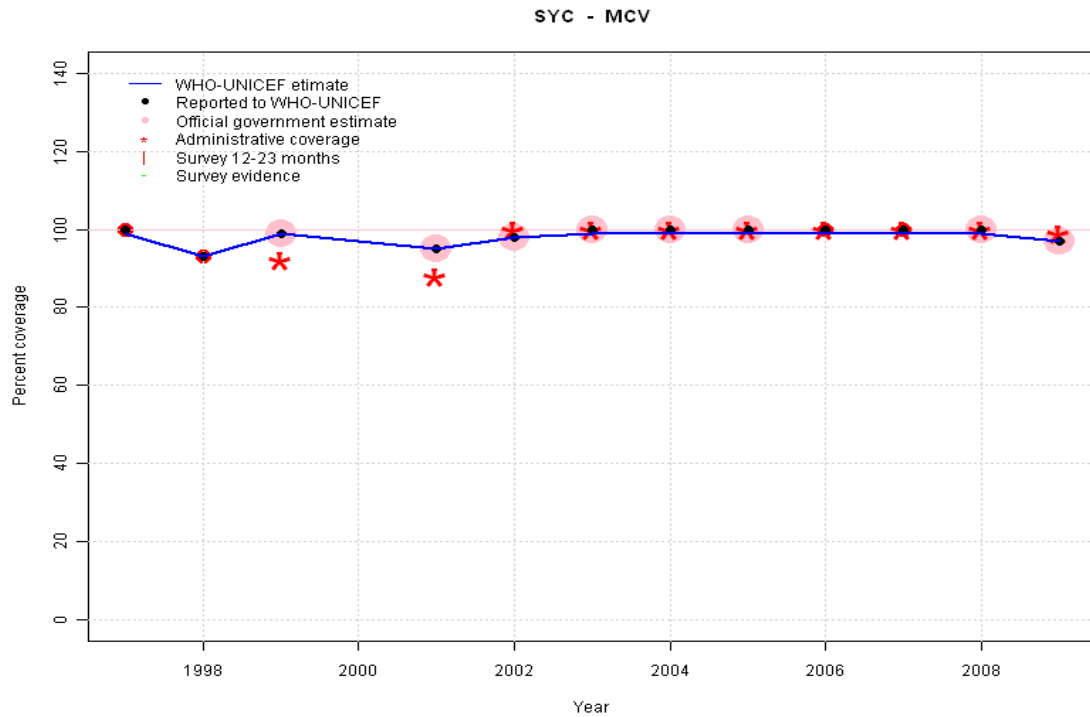
2008: Estimate based on reported data.

2009: Estimate based on reported data.

	1997	1998	1999	2000	2001	2002	2003	2004	2005	2006	2007	2008	2009
Estimate	98	99	99	98	96	99	99	99	99	99	99	99	99
Reported	98	99	99	NA	96	99	100	100	100	100	100	100	99
Official	NA	NA	99	NA	96	99	100	100	100	100	100	100	99
Administrative	NA	NA	92	NA	93	100	100	100	100	100	NA	100	99
Survey	NA	NA	NA	NA	NA	NA	NA	NA	NA	NA	NA	NA	NA

# Seychelles - MCV

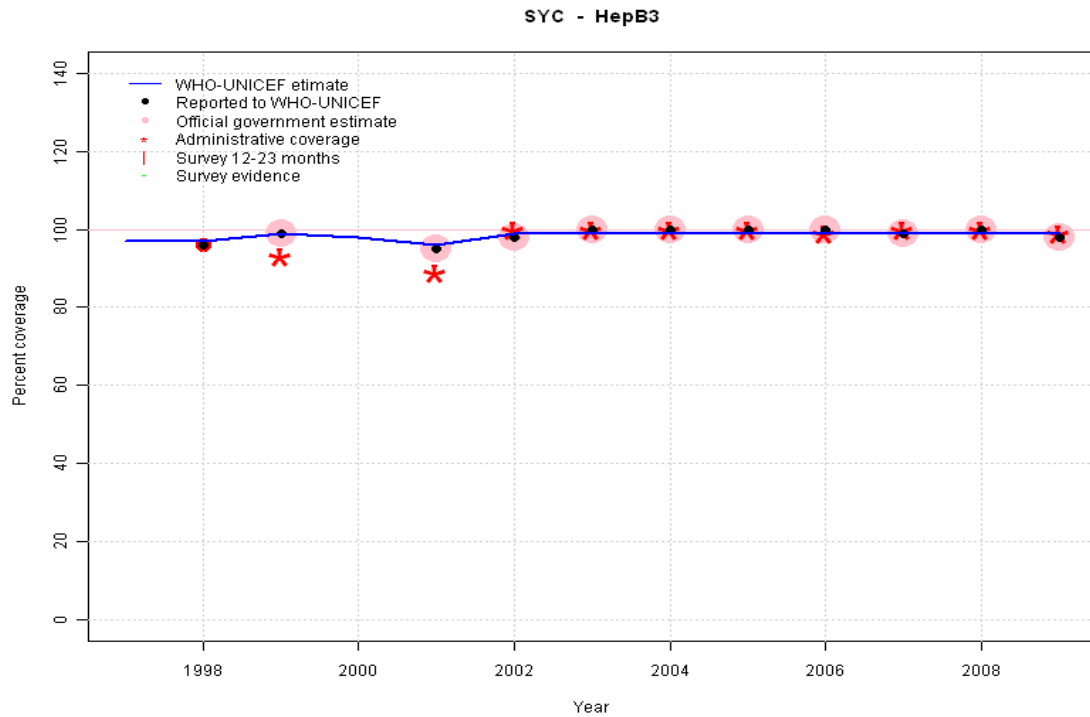
## Description:



- 1997: Legacy estimate.
- 1998: Estimate based on reported data.
- 1999: Estimate based on reported data.
- 2000: Estimate based on trend in reported data. Missing or ignored reported value estimated by interpolation between reported values of 99 percent in 1999 and 95 percent in 2001.
- 2001: Estimate based on reported data.
- 2002: Estimate based on reported data.
- 2003: Estimate based on reported data.
- 2004: Estimate based on reported data.
- 2005: Estimate based on reported data.
- 2006: Estimate based on reported data.
- 2007: Estimate based on reported data.
- 2008: Estimate based on reported data.
- 2009: Estimate based on reported data.

	1997	1998	1999	2000	2001	2002	2003	2004	2005	2006	2007	2008	2009
Estimate	99	93	99	97	95	98	99	99	99	99	99	99	97
Reported	100	93	99	NA	95	98	100	100	100	100	100	100	97
Official	NA	NA	99	NA	95	98	100	100	100	NA	NA	100	97
Administrative	NA	NA	92	NA	88	100	100	100	100	100	100	100	99
Survey	NA	NA	NA	NA	NA	NA	NA	NA	NA	NA	NA	NA	NA

# Seychelles - HepB3

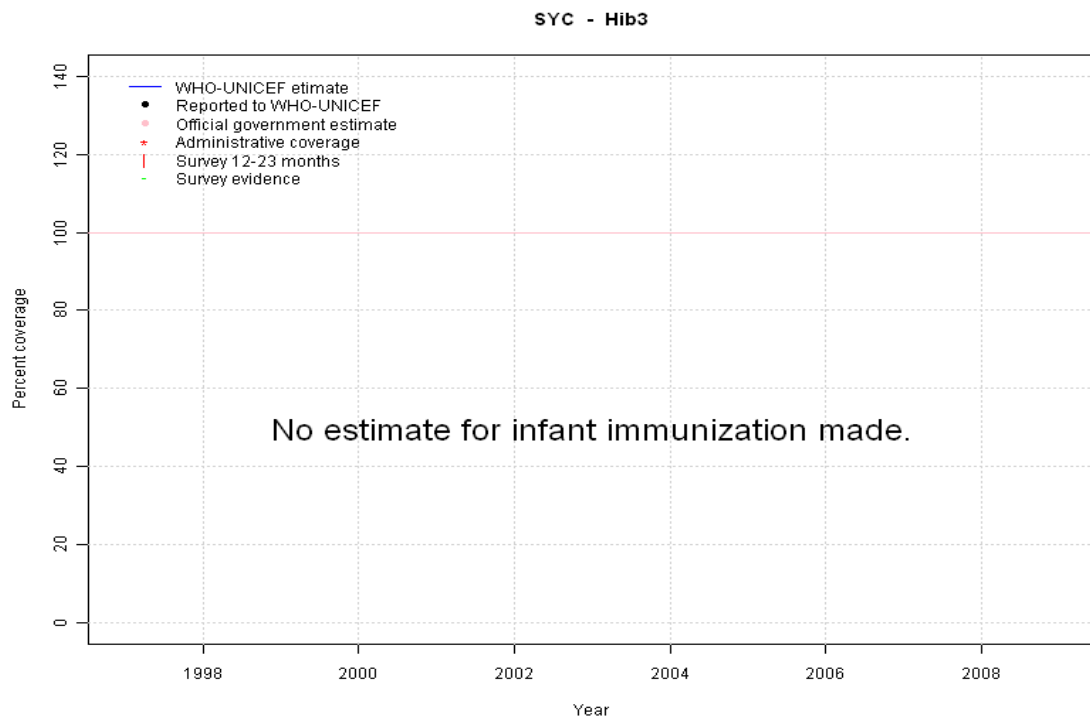


## Description:

- 1997: Legacy estimate.
- 1998: Estimate calibrated to 1997 level (97 percent) and reported coverage (96 percent).
- 1999: Estimate calibrated to 1997 level (97 percent) and reported coverage (99 percent).
- 2000: Estimate calibrated to 1997 level (97 percent) and reported coverage (97 percent).
- 2001: Estimate calibrated to 1997 level (97 percent) and reported coverage (95 percent).
- 2002: Estimate calibrated to 1997 level (97 percent) and reported coverage (98 percent).
- 2003: Estimate calibrated to 1997 level (97 percent) and reported coverage (99 percent).
- 2004: Estimate calibrated to 1997 level (97 percent) and reported coverage (99 percent).
- 2005: Estimate calibrated to 1997 level (97 percent) and reported coverage (99 percent).
- 2006: Estimate calibrated to 1997 level (97 percent) and reported coverage (99 percent).
- 2007: Estimate calibrated to 1997 level (97 percent) and reported coverage (99 percent).
- 2008: Estimate calibrated to 1997 level (97 percent) and reported coverage (99 percent).
- 2009: Estimate calibrated to 1997 level (97 percent) and reported coverage (98 percent).

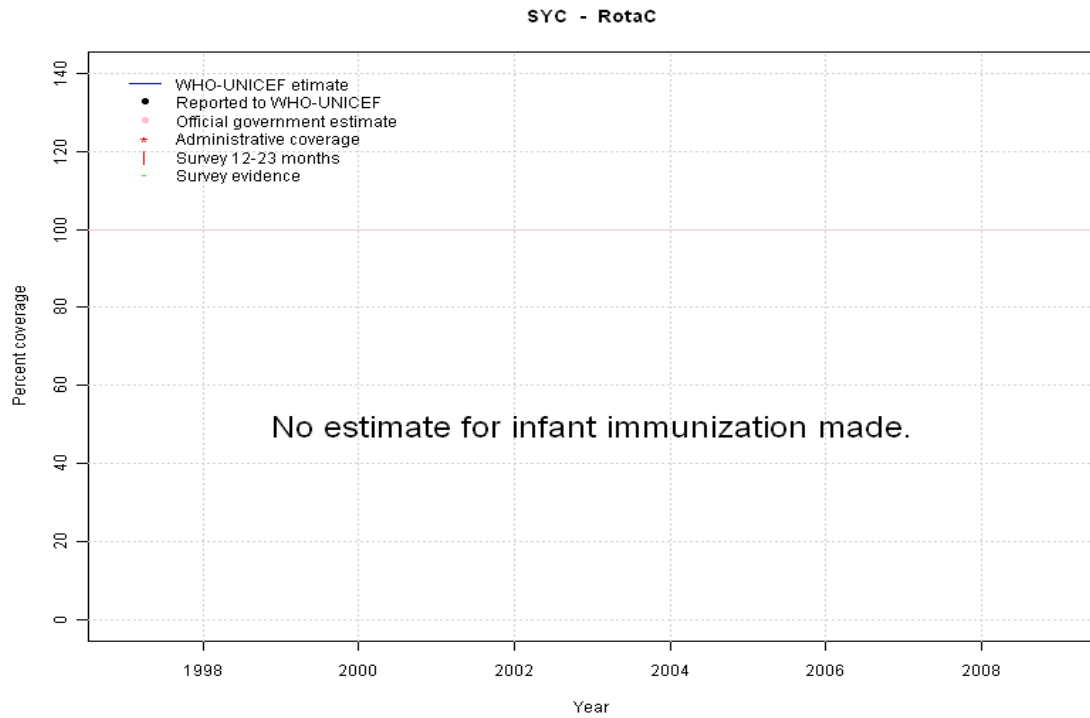
	1997	1998	1999	2000	2001	2002	2003	2004	2005	2006	2007	2008	2009
Estimate	97	97	99	98	96	99	99	99	99	99	99	99	99
Reported	NA	96	99	NA	95	98	100	100	100	100	99	100	98
Official	NA	NA	99	NA	95	98	100	100	100	100	99	100	98
Administrative	NA	NA	93	NA	89	100	100	100	100	99	100	100	99
Survey	NA	NA	NA	NA	NA	NA	NA	NA	NA	NA	NA	NA	NA

# Seychelles - Hib3



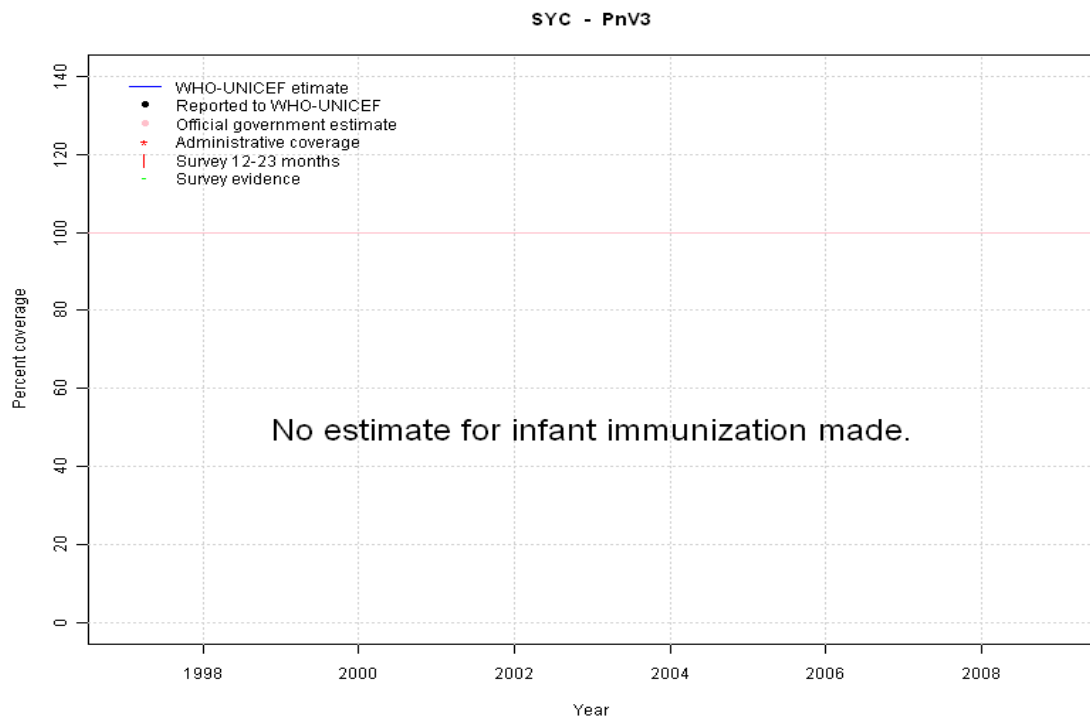
	1997	1998	1999	2000	2001	2002	2003	2004	2005	2006	2007	2008	2009
Estimate	NA	NA	NA	NA	NA	NA	NA	NA	NA	NA	NA	NA	NA
Reported	NA	NA	NA	NA	NA	NA	NA	NA	NA	NA	NA	NA	NA
Official	NA	NA	NA	NA	NA	NA	NA	NA	NA	NA	NA	NA	NA
Administrative	NA	NA	NA	NA	NA	NA	NA	NA	NA	NA	NA	NA	NA
Survey	NA	NA	NA	NA	NA	NA	NA	NA	NA	NA	NA	NA	NA

# Seychelles - RotaC



	1997	1998	1999	2000	2001	2002	2003	2004	2005	2006	2007	2008	2009
Estimate	NA	NA	NA	NA	NA	NA	NA	NA	NA	NA	NA	NA	NA
Reported	NA	NA	NA	NA	NA	NA	NA	NA	NA	NA	NA	NA	NA
Official	NA	NA	NA	NA	NA	NA	NA	NA	NA	NA	NA	NA	NA
Administrative	NA	NA	NA	NA	NA	NA	NA	NA	NA	NA	NA	NA	NA
Survey	NA	NA	NA	NA	NA	NA	NA	NA	NA	NA	NA	NA	NA

# Seychelles - PnV3



	1997	1998	1999	2000	2001	2002	2003	2004	2005	2006	2007	2008	2009
Estimate	NA	NA	NA	NA	NA	NA	NA	NA	NA	NA	NA	NA	NA
Reported	NA	NA	NA	NA	NA	NA	NA	NA	NA	NA	NA	NA	NA
Official	NA	NA	NA	NA	NA	NA	NA	NA	NA	NA	NA	NA	NA
Administrative	NA	NA	NA	NA	NA	NA	NA	NA	NA	NA	NA	NA	NA
Survey	NA	NA	NA	NA	NA	NA	NA	NA	NA	NA	NA	NA	NA

Further information and estimates for 1980-1996 are available at:

[http://www.childinfo.org/immunization\\_countryreports.html](http://www.childinfo.org/immunization_countryreports.html)

[http://www.who.int/immunization\\_monitoring/routine/immunization\\_coverage/en/index4.html](http://www.who.int/immunization_monitoring/routine/immunization_coverage/en/index4.html)