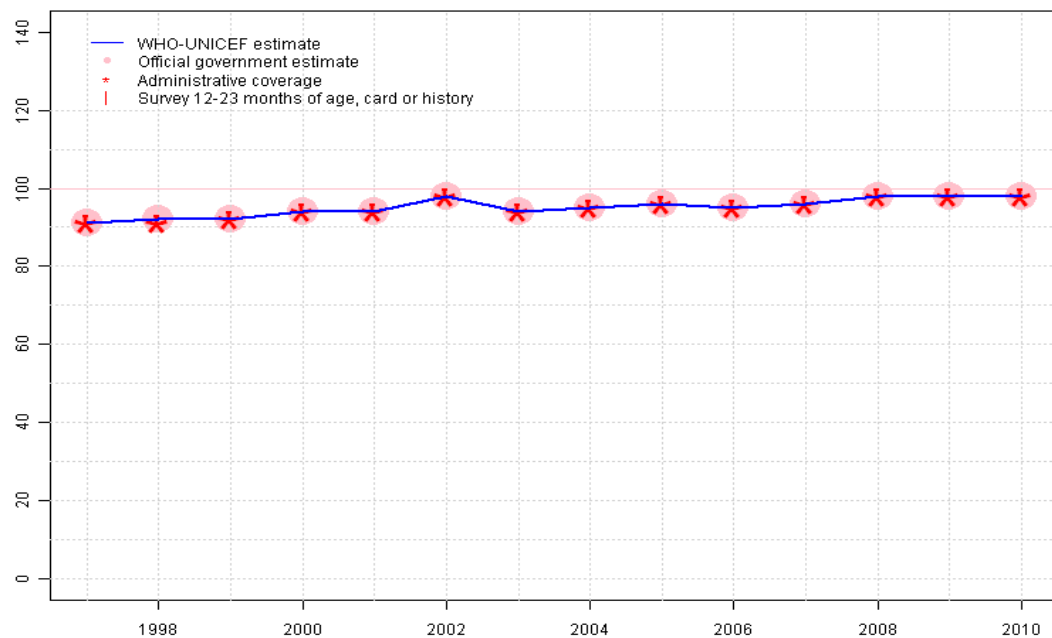


# Saudi Arabia - BCG

SAU - BCG



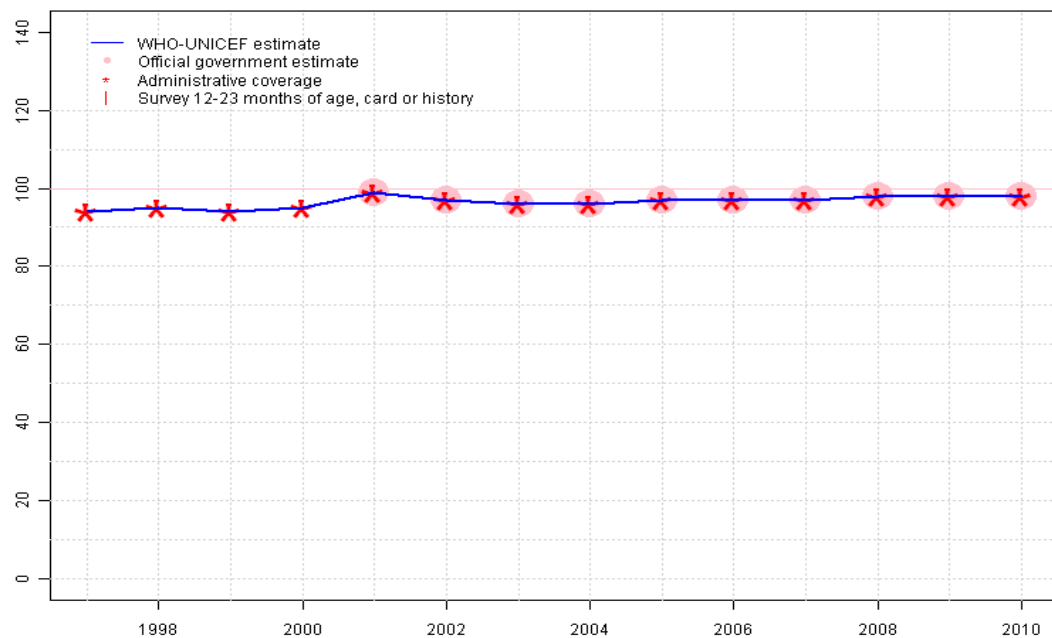
## Description:

- 1997: Legacy estimate.
- 1998: Estimate based on reported data.
- 1999: Estimate based on reported data.
- 2000: Estimate based on reported data.
- 2001: Estimate based on reported data.
- 2002: Estimate based on reported data.
- 2003: Estimate based on reported data.
- 2004: Estimate based on reported data.
- 2005: Estimate based on reported data.
- 2006: Estimate based on reported data.
- 2007: Estimate based on reported data.
- 2008: Estimate based on reported data.
- 2009: Estimate based on reported data.
- 2010: Estimate based on reported data.

	1997	1998	1999	2000	2001	2002	2003	2004	2005	2006	2007	2008	2009	2010
Estimate	91	92	92	94	94	98	94	95	96	95	96	98	98	98
Official	91	92	92	94	94	98	94	95	96	95	96	98	98	98
Administrative	91	91	92	94	94	98	94	95	96	95	96	98	98	98
Survey	NA	NA	NA	NA	NA	NA	NA	NA	NA	NA	NA	NA	NA	NA

# Saudi Arabia - DTP1

SAU - DTP1



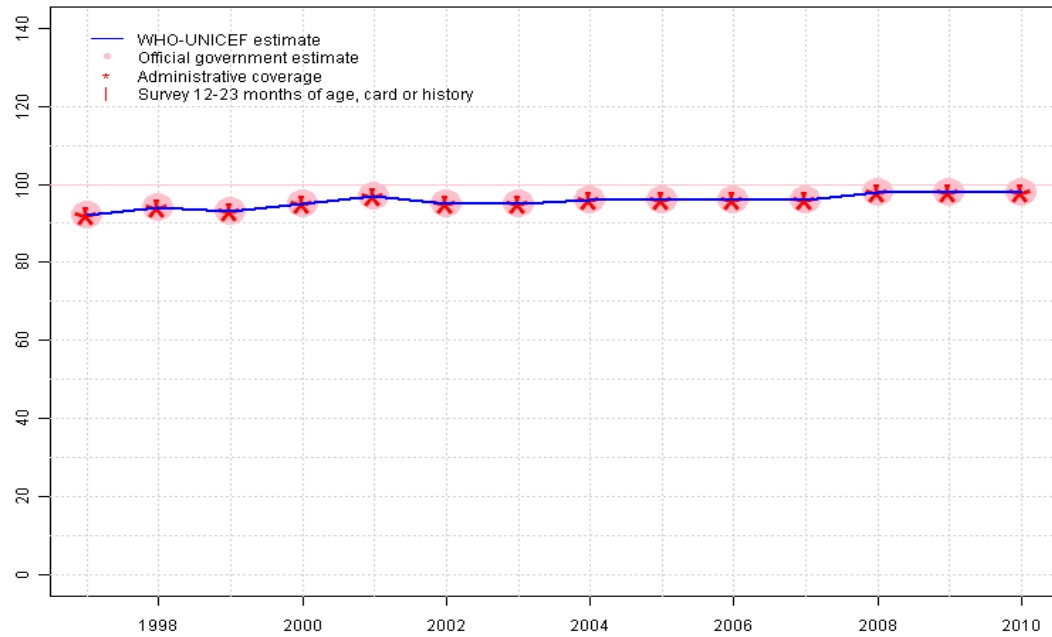
## Description:

- 1997: Legacy estimate. Current estimate of 94 percent changed from previous revision value of 97 percent.
- 1998: Estimate based on reported data. Current estimate of 95 percent changed from previous revision value of 98 percent.
- 1999: Estimate based on reported data. Current estimate of 94 percent changed from previous revision value of 98 percent.
- 2000: Estimate based on reported data. Current estimate of 95 percent changed from previous revision value of 99 percent.
- 2001: Estimate is based on the reported data.
- 2002: Estimate based on reported data.
- 2003: Estimate based on reported data.
- 2004: Estimate based on reported data.
- 2005: Estimate based on reported data.
- 2006: Estimate based on reported data.
- 2007: Estimate based on reported data.
- 2008: Estimate based on reported data.
- 2009: Estimate based on reported data.
- 2010: Estimate based on reported data.

	1997	1998	1999	2000	2001	2002	2003	2004	2005	2006	2007	2008	2009	2010
Estimate	94	95	94	95	99	97	96	96	97	97	97	98	98	98
Official	NA	NA	NA	NA	99	97	96	96	97	97	97	98	98	98
Administrative	94	95	94	95	99	97	96	96	97	97	97	98	98	98
Survey	NA	NA	NA	NA	NA	NA	NA	NA	NA	NA	NA	NA	NA	NA

# Saudi Arabia - DTP3

SAU - DTP3



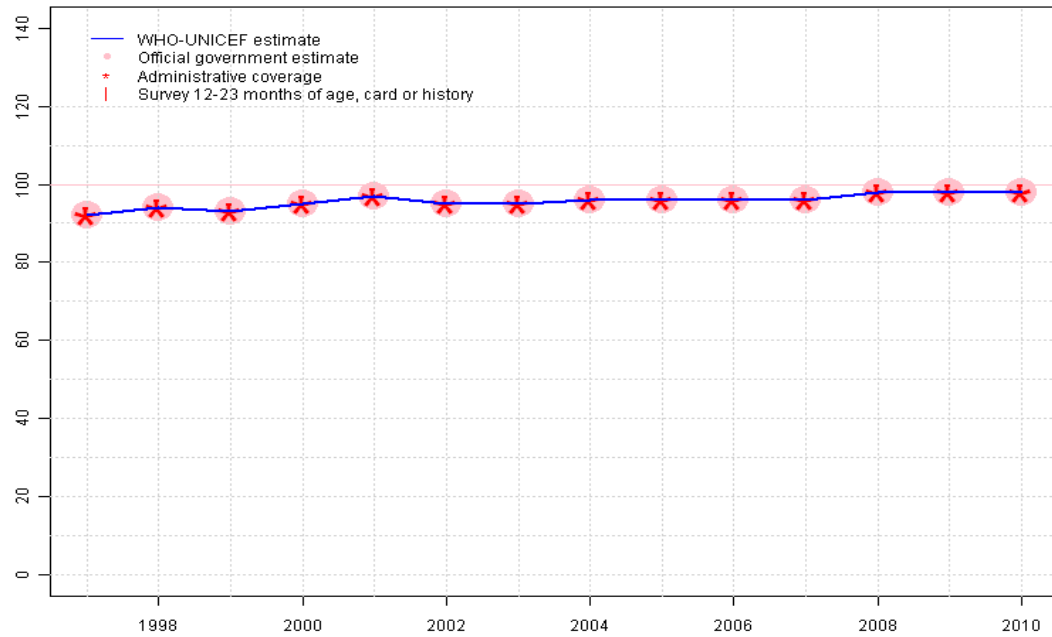
## Description:

- 1997: Legacy estimate.
- 1998: Estimate based on reported data.
- 1999: Estimate based on reported data.
- 2000: Estimate based on reported data.
- 2001: Estimate based on reported data.
- 2002: Estimate based on reported data.
- 2003: Estimate based on reported data.
- 2004: Estimate based on reported data.
- 2005: Estimate based on reported data.
- 2006: Estimate based on reported data.
- 2007: Estimate based on reported data.
- 2008: Estimate based on reported data.
- 2009: Estimate based on reported data.
- 2010: Estimate based on reported data.

	1997	1998	1999	2000	2001	2002	2003	2004	2005	2006	2007	2008	2009	2010
Estimate	92	94	93	95	97	95	95	96	96	96	96	98	98	98
Official	92	94	93	95	97	95	95	96	96	96	96	98	98	98
Administrative	92	94	93	95	97	95	95	96	96	96	96	98	98	98
Survey	NA	NA	NA	NA	NA	NA	NA	NA	NA	NA	NA	NA	NA	NA

# Saudi Arabia - Pol3

SAU - Pol3



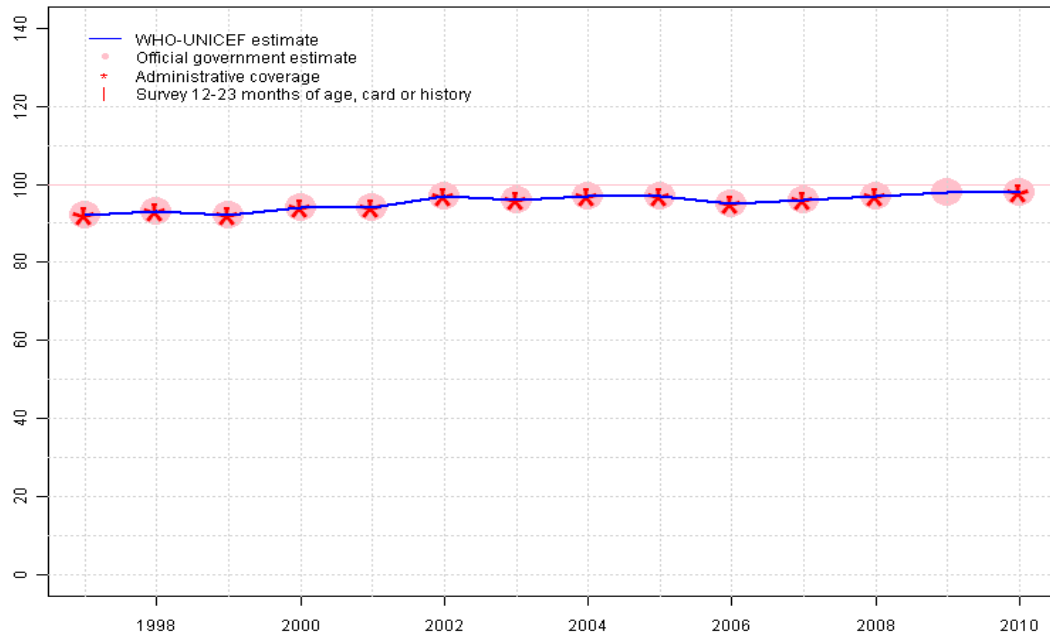
## Description:

- 1997: Legacy estimate.
- 1998: Estimate based on reported data.
- 1999: Estimate based on reported data.
- 2000: Estimate based on reported data.
- 2001: Estimate based on reported data.
- 2002: Estimate based on reported data.
- 2003: Estimate based on reported data.
- 2004: Estimate based on reported data.
- 2005: Estimate based on reported data.
- 2006: Estimate based on reported data.
- 2007: Estimate based on reported data.
- 2008: Estimate based on reported data.
- 2009: Estimate based on reported data.
- 2010: Estimate based on reported data.

	1997	1998	1999	2000	2001	2002	2003	2004	2005	2006	2007	2008	2009	2010
Estimate	92	94	93	95	97	95	95	96	96	96	96	98	98	98
Official	92	94	93	95	97	95	95	96	96	96	96	98	98	98
Administrative	92	94	93	95	97	95	95	96	96	96	96	98	98	98
Survey	NA	NA	NA	NA	NA	NA	NA	NA	NA	NA	NA	NA	NA	NA

# Saudi Arabia - MCV

SAU - MCV



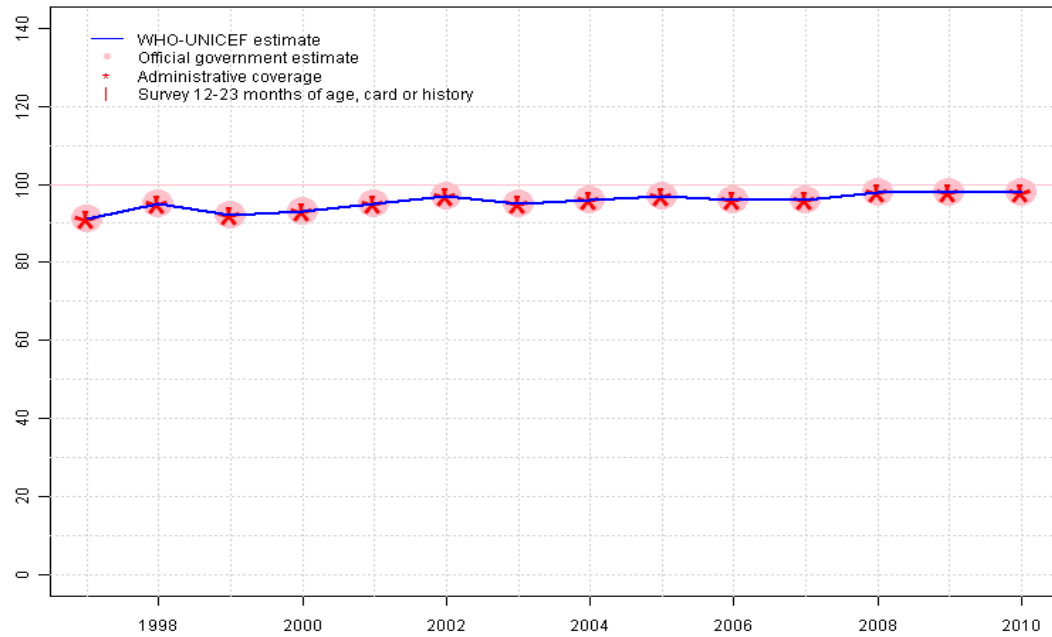
## Description:

- 1997: Legacy estimate.
- 1998: Estimate based on reported data.
- 1999: Estimate based on reported data.
- 2000: Estimate based on reported data.
- 2001: Estimate based on reported data.
- 2002: Estimate based on reported data.
- 2003: Estimate based on reported data.
- 2004: Estimate based on reported data.
- 2005: Estimate based on reported data.
- 2006: Estimate based on reported data.
- 2007: Estimate based on reported data.
- 2008: Estimate based on reported data.
- 2009: Estimate based on reported data.
- 2010: Estimate based on reported data.

	1997	1998	1999	2000	2001	2002	2003	2004	2005	2006	2007	2008	2009	2010
Estimate	92	93	92	94	94	97	96	97	97	95	96	97	98	98
Official	92	93	92	94	94	97	96	97	97	95	96	97	98	98
Administrative	92	93	92	94	94	97	96	97	97	95	96	97	NA	98
Survey	NA	NA	NA	NA	NA	NA	NA	NA	NA	NA	NA	NA	NA	NA

# Saudi Arabia - HepB3

SAU - HepB3



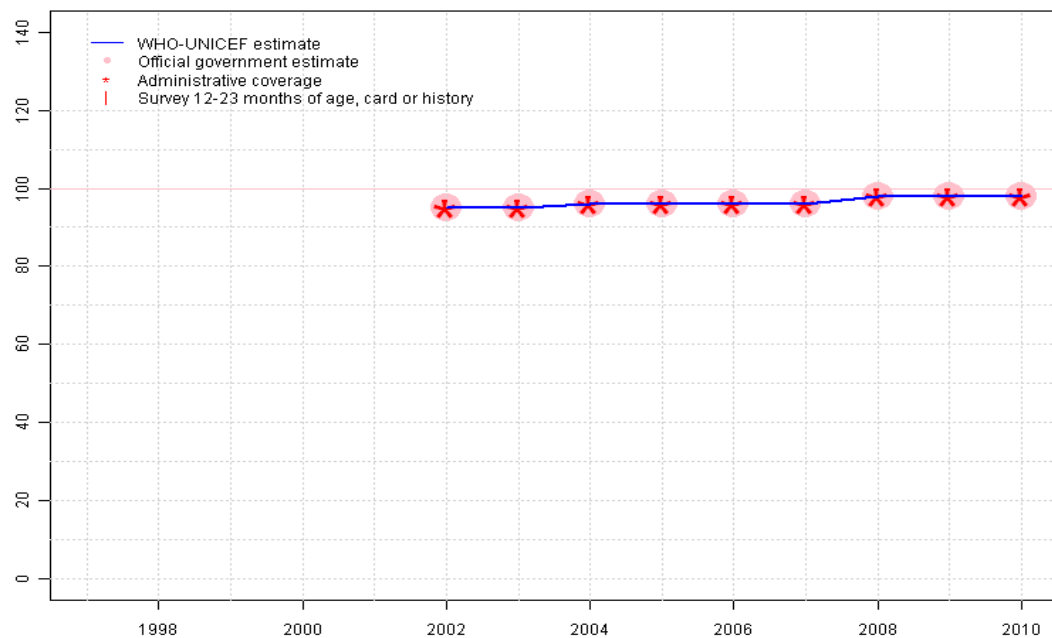
## Description:

- 1997: Legacy estimate.
- 1998: Estimate based on reported data.
- 1999: Estimate based on reported data.
- 2000: Estimate based on reported data.
- 2001: Estimate based on reported data.
- 2002: Estimate based on reported data.
- 2003: Estimate based on reported data.
- 2004: Estimate based on reported data.
- 2005: Estimate based on reported data.
- 2006: Estimate based on reported data.
- 2007: Estimate based on reported data.
- 2008: Estimate based on reported data.
- 2009: Estimate based on reported data.
- 2010: Estimate based on reported data.

	1997	1998	1999	2000	2001	2002	2003	2004	2005	2006	2007	2008	2009	2010
Estimate	91	95	92	93	95	97	95	96	97	96	96	98	98	98
Official	91	95	92	93	95	97	95	96	97	96	96	98	98	98
Administrative	91	95	92	93	95	97	95	96	97	96	96	98	98	98
Survey	NA	NA	NA	NA	NA	NA	NA	NA	NA	NA	NA	NA	NA	NA

# Saudi Arabia - Hib3

SAU - Hib3

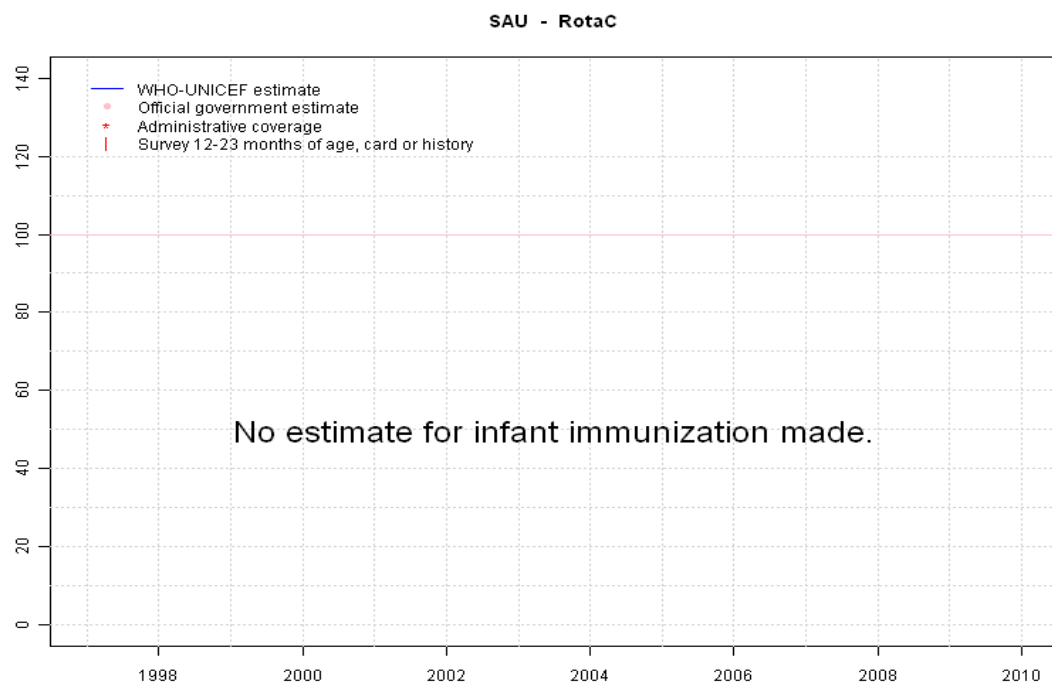


## Description:

- 2002: Estimate based on reported data. Hib introduced in 2002
- 2003: Estimate based on reported data.
- 2004: Estimate based on reported data.
- 2005: Estimate based on reported data.
- 2006: Estimate based on reported data.
- 2007: Estimate based on reported data.
- 2008: Estimate based on reported data.
- 2009: Estimate based on reported data.
- 2010: Estimate based on reported data.

	1997	1998	1999	2000	2001	2002	2003	2004	2005	2006	2007	2008	2009	2010
Estimate	NA	NA	NA	NA	NA	95	95	96	96	96	96	98	98	98
Official	NA	NA	NA	NA	NA	95	95	96	96	96	96	98	98	98
Administrative	NA	NA	NA	NA	NA	95	95	96	96	96	96	98	98	98
Survey	NA	NA	NA	NA	NA	NA	NA	NA	NA	NA	NA	NA	NA	NA

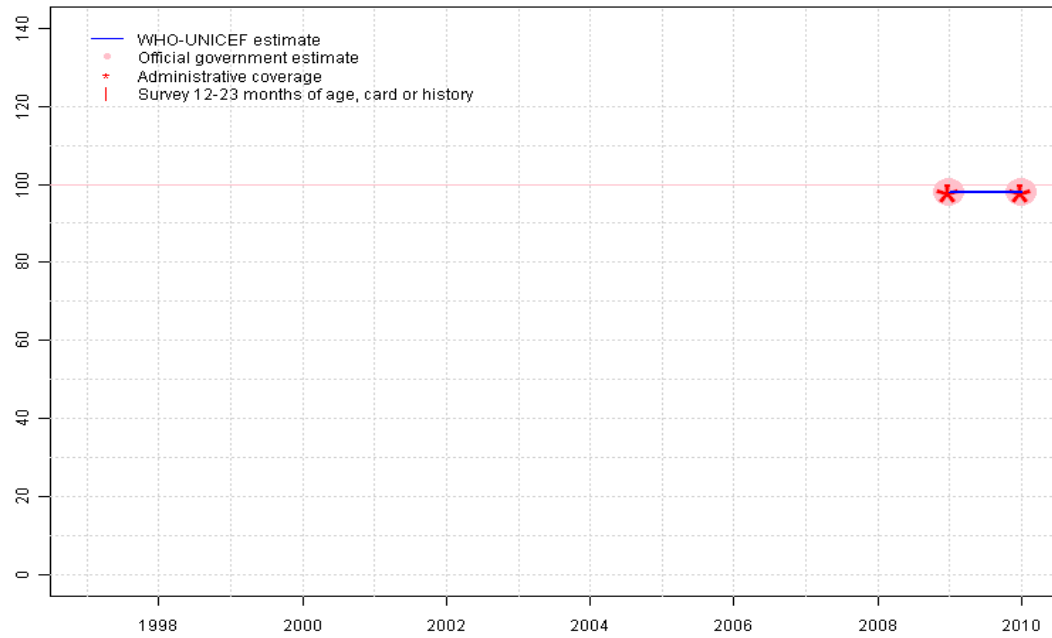
# Saudi Arabia - RotaC



	1997	1998	1999	2000	2001	2002	2003	2004	2005	2006	2007	2008	2009	2010
Estimate	NA	NA	NA	NA	NA	NA	NA	NA	NA	NA	NA	NA	NA	NA
Official	NA	NA	NA	NA	NA	NA	NA	NA	NA	NA	NA	NA	NA	NA
Administrative	NA	NA	NA	NA	NA	NA	NA	NA	NA	NA	NA	NA	NA	NA
Survey	NA	NA	NA	NA	NA	NA	NA	NA	NA	NA	NA	NA	NA	NA

# Saudi Arabia - PcV3

SAU - PcV3



## Description:

2009: Estimate based on reported data.

2010: Estimate based on reported data.

	1997	1998	1999	2000	2001	2002	2003	2004	2005	2006	2007	2008	2009	2010
Estimate	NA	NA	NA	NA	NA	NA	NA	NA	NA	NA	NA	NA	98	98
Official	NA	NA	NA	NA	NA	NA	NA	NA	NA	NA	NA	NA	98	98
Administrative	NA	NA	NA	NA	NA	NA	NA	NA	NA	NA	NA	NA	98	98
Survey	NA	NA	NA	NA	NA	NA	NA	NA	NA	NA	NA	NA	NA	NA

Further information and estimates for 1980-1996 are available at:

[http://www.childinfo.org/immunization\\_countryreports.html](http://www.childinfo.org/immunization_countryreports.html)

[http://www.who.int/immunization\\_monitoring/routine/immunization\\_coverage/en/index4.html](http://www.who.int/immunization_monitoring/routine/immunization_coverage/en/index4.html)