

WHO / UNICEF

Joint Monitoring Programme
for Water Supply and Sanitation

Estimates for the use of

**Improved Drinking-Water Sources
and Improved Sanitation Facilities**

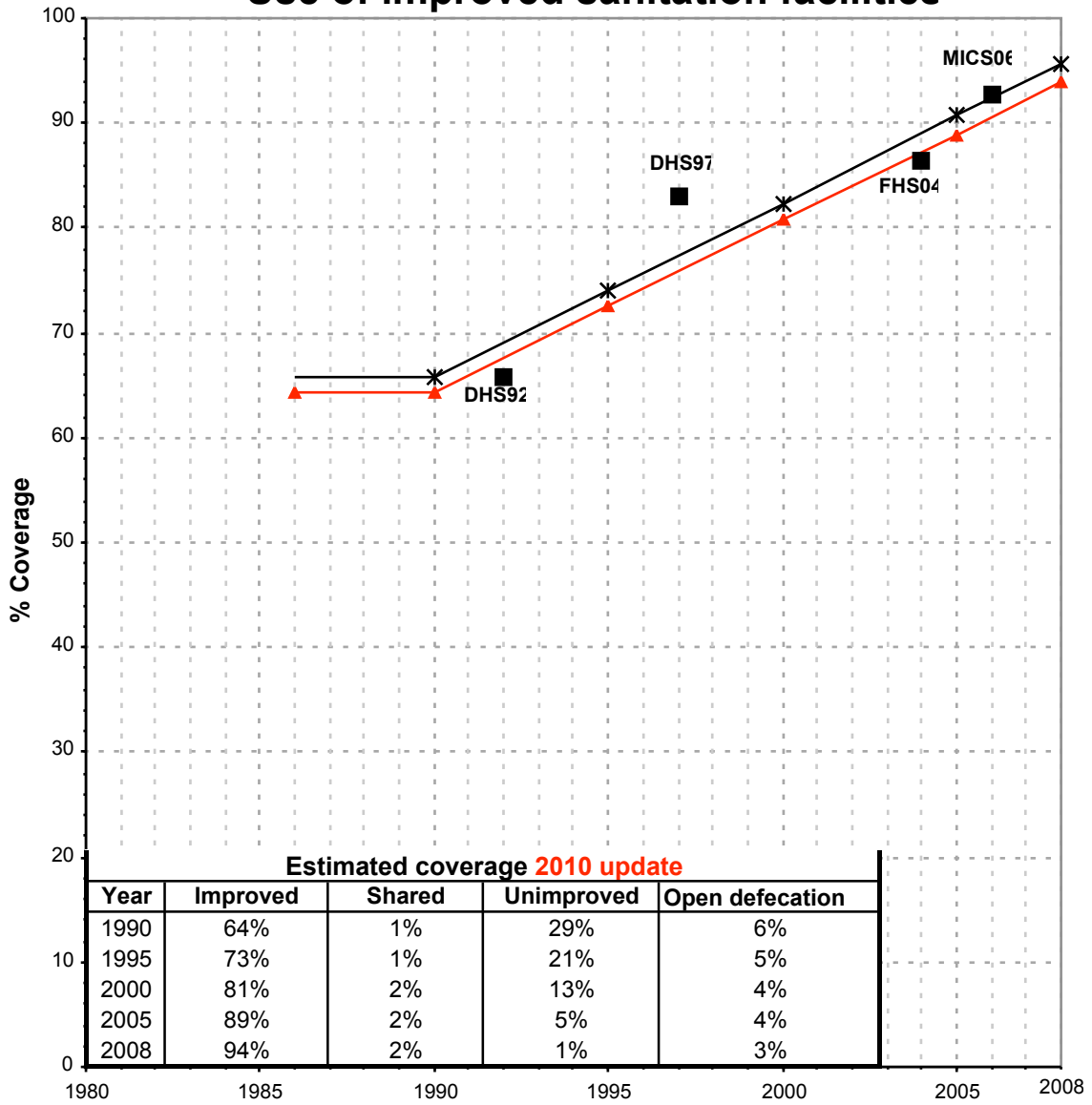
Updated March 2010

childinfo.org

Use of sanitation facilities		DHS97			Yemen			Use of sanitation facilities		JMP99			Yemen		
Demographic and Health Survey					1997			Global Water Supply and Sanitation Assessment 2000.					1999		
								Water Supply and Sanitation Sector Questionnaire - 1999. Form 6 sent to WHO.							
Original denomination	Classification	Urban	Rural	Total	Original denomination	Classification	Urban	Rural	Total						
	Flush and pour flush	56.4	4.5	17.3		Flush and pour flush	26.2	0.0							
	to piped sewer system	36.4	1.4	10.0	Population served with household connections to conventional	to piped sewer system	26.2	0.0							
	to septic tank	20.0	3.1	7.3		to septic tank									
	to pit					to pit									
	to unknown place/ not sure/DK					to unknown place/ not sure/DK									
	to elsewhere					to elsewhere									
	Flush/toilets	56.4	4.5	17.3		Flush/toilets									
Connected flush toilet	to piped sewer system	36.4	1.4	10.0		to piped sewer system									
Disconnected flush toilet	to septic tank	20.0	3.1	7.3		to septic tank									
	to pit					to pit									
	to unknown place/ not sure/DK					to unknown place/ not sure/DK									
	to elsewhere					to elsewhere									
	Private flush/toilet					Private flush/toilet									
	to piped sewer system					to piped sewer system									
	to septic tank					to septic tank									
	to pit					to pit									
	to unknown place/ not sure/DK					to unknown place/ not sure/DK									
	to elsewhere					to elsewhere									
	Public/shared flush/toilet					Public/shared flush/toilet									
	to piped sewer system					to piped sewer system									
	to septic tank					to septic tank									
	to pit					to pit									
	to unknown place/ not sure/DK					to unknown place/ not sure/DK									
	to elsewhere					to elsewhere									
	Latrines	39.8	52.1	49.0		Latrines									
	Pour flush latrines					Pour flush latrines									
	to piped sewer system					to piped sewer system									
	to septic tank					to septic tank									
	to pit					to pit									
	to unknown place/ not sure/DK					to unknown place/ not sure/DK									
	to elsewhere					to elsewhere									
	Private pour flush latrine					Private pour flush latrine									
	to piped sewer system					to piped sewer system									
	to septic tank					to septic tank									
	to pit					to pit									
	to unknown place/ not sure/DK					to unknown place/ not sure/DK									
	to elsewhere					to elsewhere									
	Public/shared pour flush latrine					Public/shared pour flush latrine									
	to piped sewer system					to piped sewer system									
	to septic tank					to septic tank									
	to pit					to pit									
	to unknown place/ not sure/DK					to unknown place/ not sure/DK									
	to elsewhere					to elsewhere									
	Dry latrines	39.8	52.1	49.0		Dry latrines									
	Improved latrines	26.7	16.7	19.2		Improved latrines									
	Ventilated Improved Pit latrine					Ventilated Improved Pit latrine									
Improved pit	Pit latrine with slab/covered latrine	26.7	16.7	19.2		Pit latrine with slab/covered latrine									
Traditional pit*	Traditional latrine	6.5	22.0	16.6		Traditional latrine									
Uncovered toilet	Pit latrine without slab/open pit	4.6	13.4	11.2		Pit latrine without slab/open pit									
	Hanging toilet/hanging latrine					Hanging toilet/hanging latrine									
	Bucket latrine					Bucket latrine									
	Other					Other									
	Private Latrines					Private Latrines									
	Ventilated Improved Pit latrine					Ventilated Improved Pit latrine									
	Pit latrine with slab/covered latrine					Pit latrine with slab/covered latrine									
	Traditional latrine					Traditional latrine									
	Pit latrine without slab/open pit					Pit latrine without slab/open pit									
	Hanging toilet/hanging latrine					Hanging toilet/hanging latrine									
	Bucket latrine					Bucket latrine									
	Other					Other									
	Public/shared Latrines					Public/shared Latrines									
	Ventilated Improved Pit latrine					Ventilated Improved Pit latrine									
	Pit latrine with slab/covered latrine					Pit latrine with slab/covered latrine									
	Traditional latrine					Traditional latrine									
	Pit latrine without slab/open pit					Pit latrine without slab/open pit									
	Hanging toilet/hanging latrine					Hanging toilet/hanging latrine									
	Bucket latrine					Bucket latrine									
	Other					Other									
	Composting toilets					Composting toilets									
	Composting toilet (private)					Composting toilet (private)									
	Composting toilet (shared)					Composting toilet (shared)									
	Other improved				Population without household connections but served	Other improved	59.3	31.3							
	Other					Other									
	No facility, bush, field	3.5	43.3	33.4		No facility, bush, field									
	Other unimproved	0.3	0.1	0.1	Total population unserved	Other unimproved	14.5	68.7							
	Other	0.3	0.1	0.1		Other									
	Other					Other									
Missing	DK/missing information	0.0	0.1	0.0		DK/missing information									
	Total	100.0	100.1	99.8		Total	100.0	100.0							
Calculations					Calculations										
Estimations					Estimations										
Access to improved sanitation :		83%	21%	37%	Access to improved plus shared sanitation :		85%	31%							
Access to sewerage connections :		36%	1%	10%	Access to sewerage connections :		26%	0%							
Used for the estimates		Yes	Yes		Used for the estimates		No	No							
Used for the estimates		Yes	Yes		Used for the estimates		No	No							
Ratios	Shared improved facilities/all improved facilities	67%	32%	39%	Ratios	Shared improved facilities/all improved facilities									
	Improved latrine / All latrines	67%	32%	39%		Improved latrine / All latrines									
	Covered dry latrines / All dry latrines					Covered dry latrines / All dry latrines									
	VIP / All latrines					VIP / All latrines									
	Traditional latrines / All latrines	21%	42%	38%		Traditional latrines / All latrines									
	ratio of nature/(nature+other)	92%	100%			Improved + traditional latrines / All latrines									
Sewerage connection among flush/pour flush	64.5	31.1													
Sewerage connection among flush	64.5	31.1													
Number of people covered by the survey					Number of people covered by the survey										
Number of households covered by the survey					Number of households covered by the survey										
Total population					Total population		4130	12352							
Comments	* traditional pit not considered improved, because it seems that it includes some of the toilets connected to open drainage/ buckets if compared to the DHS 1992			Comments											

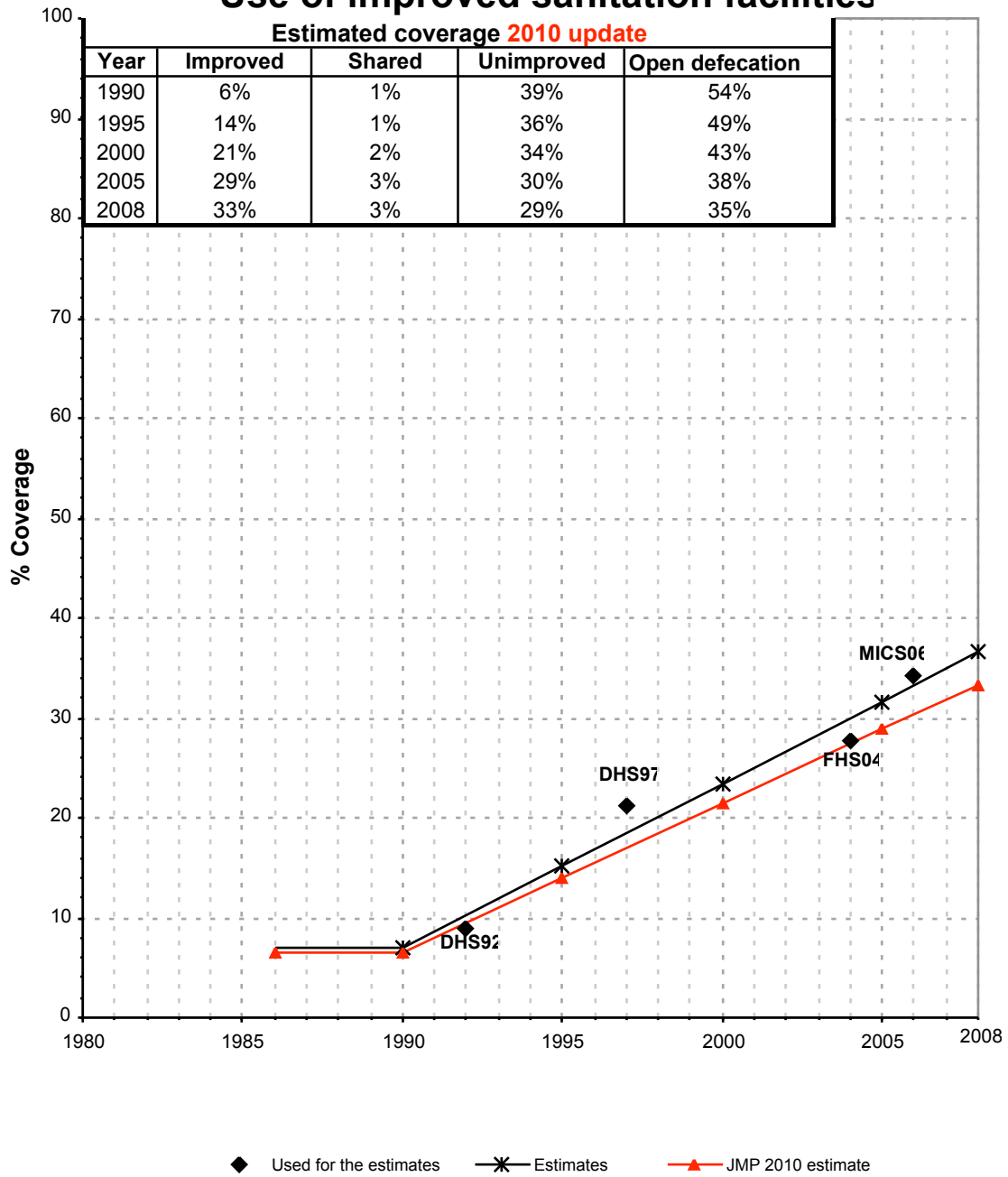
Yemen			SANITATION															
			URBAN								RURAL							
			Sewer connection		Total		Open defecation		Shared		Sewer connection		Total		Open defecation		Shared	
Source	Code	Year	Used	Not used	Used	Not used	Used	Not used	Used	Not used	Used	Not used	Used	Not used	Used	Not used	Used	Not used
Demographic and Health Survey	DHS92	1992	38.1		65.7		5.9				0.5		8.9		52.4			
National Census	CEN97	1997		26.2		66.0						0.0		10.0				
Demographic and Health Survey	DHS97	1997	36.4		83.1		3.5				1.4		21.2		43.3			
Global Water Supply and Sanitation Assessment 2000.	JMP99	1999		26.2		85.5						0.0		31.3				
Family Health Survey	FHS04	2004	43.9		86.4		7.7				2.5		27.8		48.4			
Multiple Indicator Cluster Survey III	MICS06	2006	41.8		92.6		0.7		2.0		0.4		34.2		30.6		8.8	

Yemen - urban - Use of improved sanitation facilities



■ Used for the estimates * Estimates ▲ JMP 2010 estimate

Yemen - rural - Use of improved sanitation facilities



Sanitation

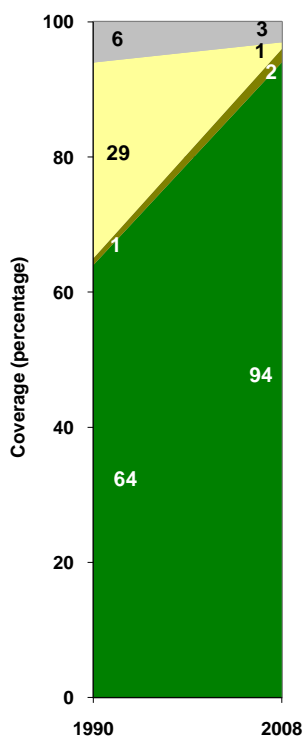
Yemen	Sanitation coverage estimates					
	Urban (%)		Rural (%)		Total (%)	
	1990	2008	1990	2008	1990	2008
Improved facilities	64	94	6	33	18	52
Shared facilities	1	2	1	3	1	3
Unimproved facilities	29	1	39	29	37	20
Open defecation	6	3	54	35	44	25

Source: WHO/UNICEF JMP, 2010

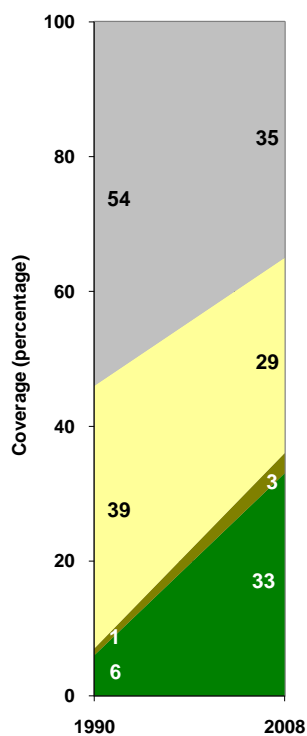
Yemen	Urban		Rural		Total	
	1990	2008	1990	2008	1990	2008
Population (x1000)	2,577	7,020	9,736	15,898	12,314	22,917

Source: UN / Population Division, 2008

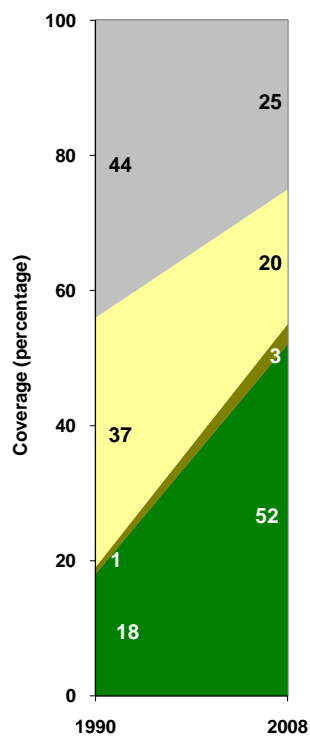
Urban sanitation trends



Rural sanitation trends



Total sanitation trends



■ Improved facilities
■ Shared facilities
■ Unimproved facilities
■ Open defecation

■ Improved facilities
■ Shared facilities
■ Unimproved facilities
■ Open defecation

■ Improved facilities
■ Shared facilities
■ Unimproved facilities
■ Open defecation