

WHO / UNICEF

Joint Monitoring Programme
for Water Supply and Sanitation

Estimates for the use of

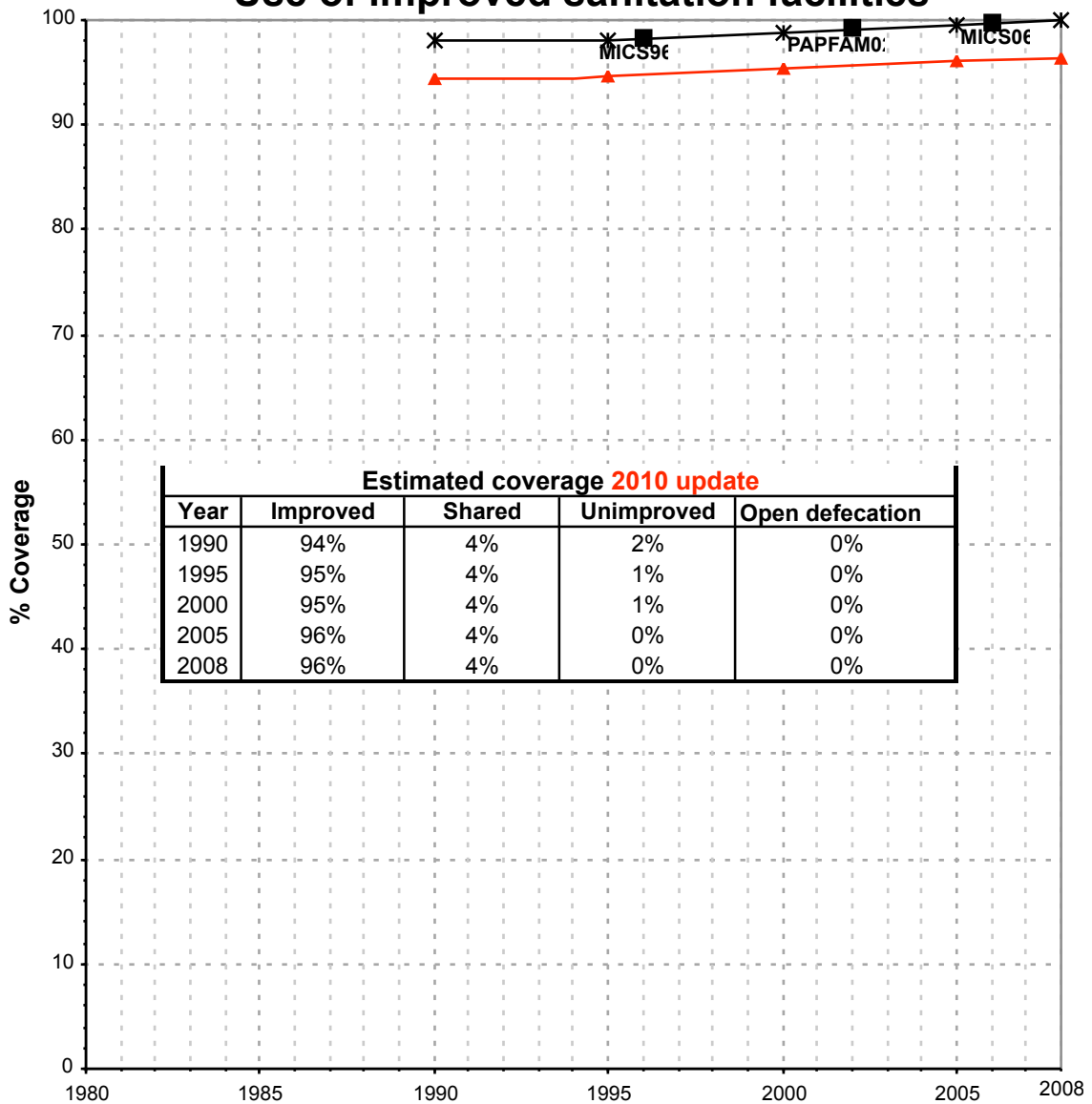
**Improved Drinking-Water Sources
and Improved Sanitation Facilities**

Updated March 2010

childinfo.org

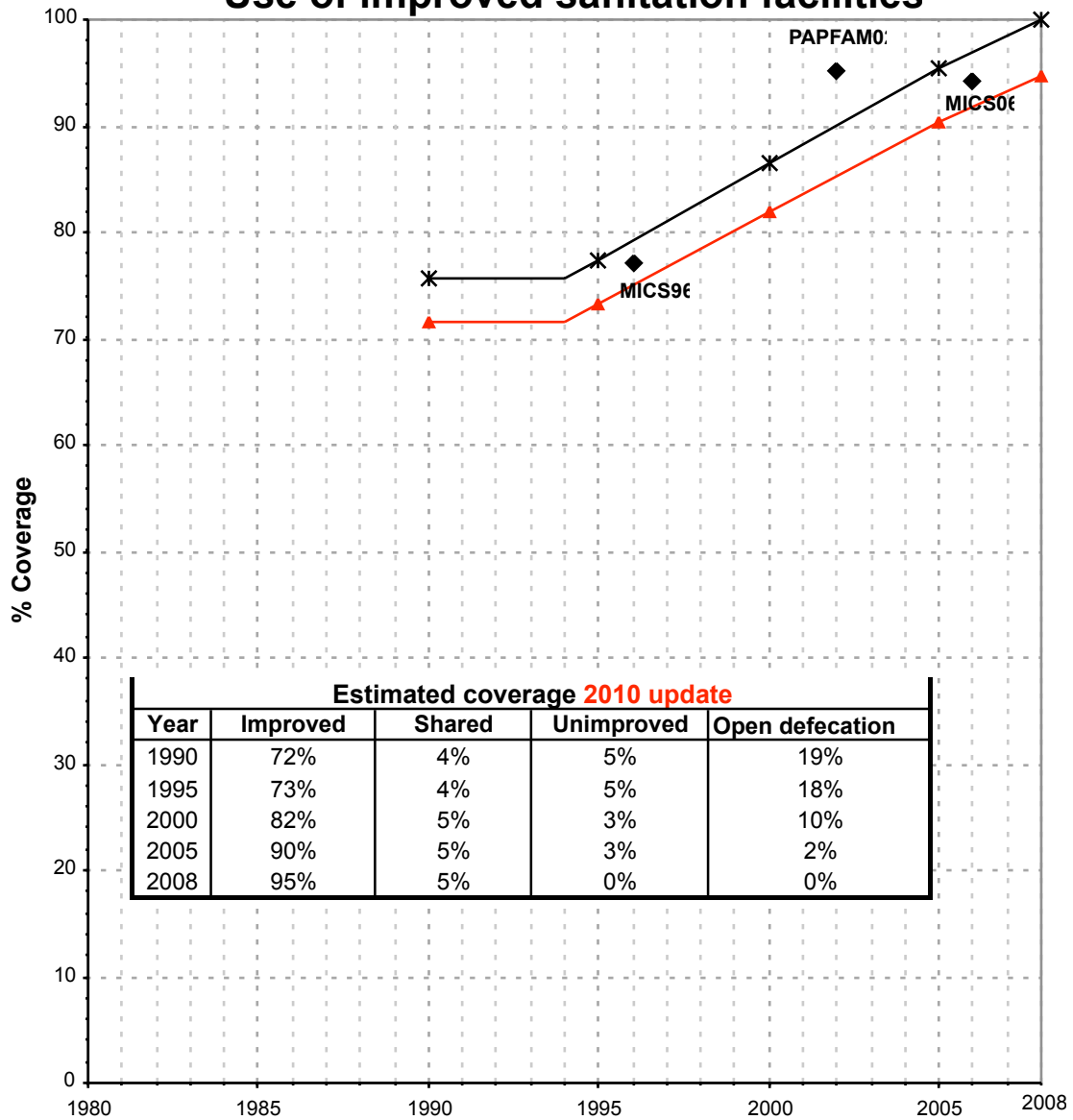
Syrian Arab Republic			SANITATION															
			URBAN								RURAL							
			Sewer connection		Total		Open defecation		Shared		Sewer connection		Total		Open defecation		Shared	
Source	Code	Year	Used	Not used	Used	Not used	Used	Not used	Used	Not used	Used	Not used	Used	Not used	Used	Not used	Used	Not used
Multiple Indicator Cluster Survey	MICS96	1996	96.4		98.3		0.3				31.2		77.2		17.2			
Pan Arab Project for Family Health	PAPFAM02	2002	95.7		99.3		0.0				45.5		95.1		3.6			
Multiple Indicator Cluster Survey	MICS06	2006	95.9		99.7		0.1		3.6		44.5		94.2		2.3		5.3	

Syrian Arab Republic - urban - Use of improved sanitation facilities



■ Used for the estimates * Estimates ▲ JMP 2010 estimate

Syrian Arab Republic - rural - Use of improved sanitation facilities



◆ Used for the estimates * Estimates ▲ JMP 2010 estimate

Sanitation

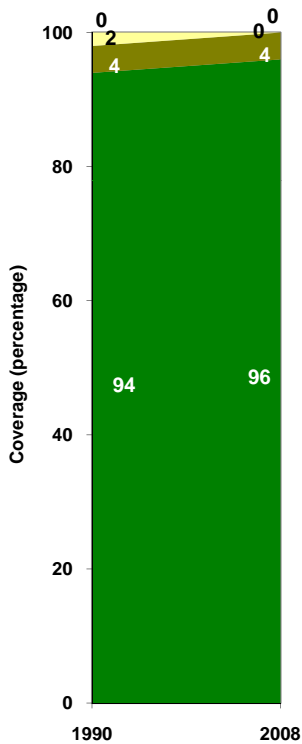
Syrian Arab Republic	Sanitation coverage estimates					
	Urban (%)		Rural (%)		Total (%)	
	1990	2008	1990	2008	1990	2008
Improved facilities	94	96	72	95	83	96
Shared facilities	4	4	4	5	4	4
Unimproved facilities	2	0	5	0	3	0
Open defecation	0	0	19	0	10	0

Source: WHO/UNICEF JMP, 2010

Syrian Arab Republic	Urban		Rural		Total	
	1990	2008	1990	2008	1990	2008
Population (x1000)	6,224	11,496	6,496	9,731	12,721	21,227

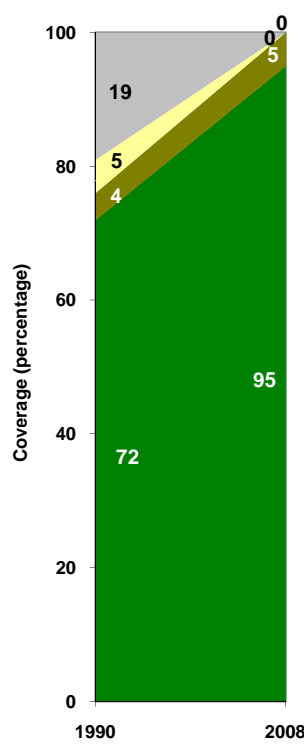
Source: UN / Population Division, 2008

Urban sanitation trends



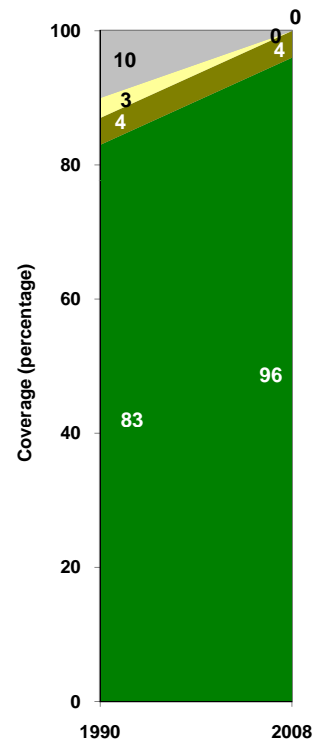
- Improved facilities
- Shared facilities
- Unimproved facilities
- Open defecation

Rural sanitation trends



- Improved facilities
- Shared facilities
- Unimproved facilities
- Open defecation

Total sanitation trends



- Improved facilities
- Shared facilities
- Unimproved facilities
- Open defecation