

WHO / UNICEF

Joint Monitoring Programme
for Water Supply and Sanitation

Estimates for the use of

**Improved Drinking-Water Sources
and Improved Sanitation Facilities**

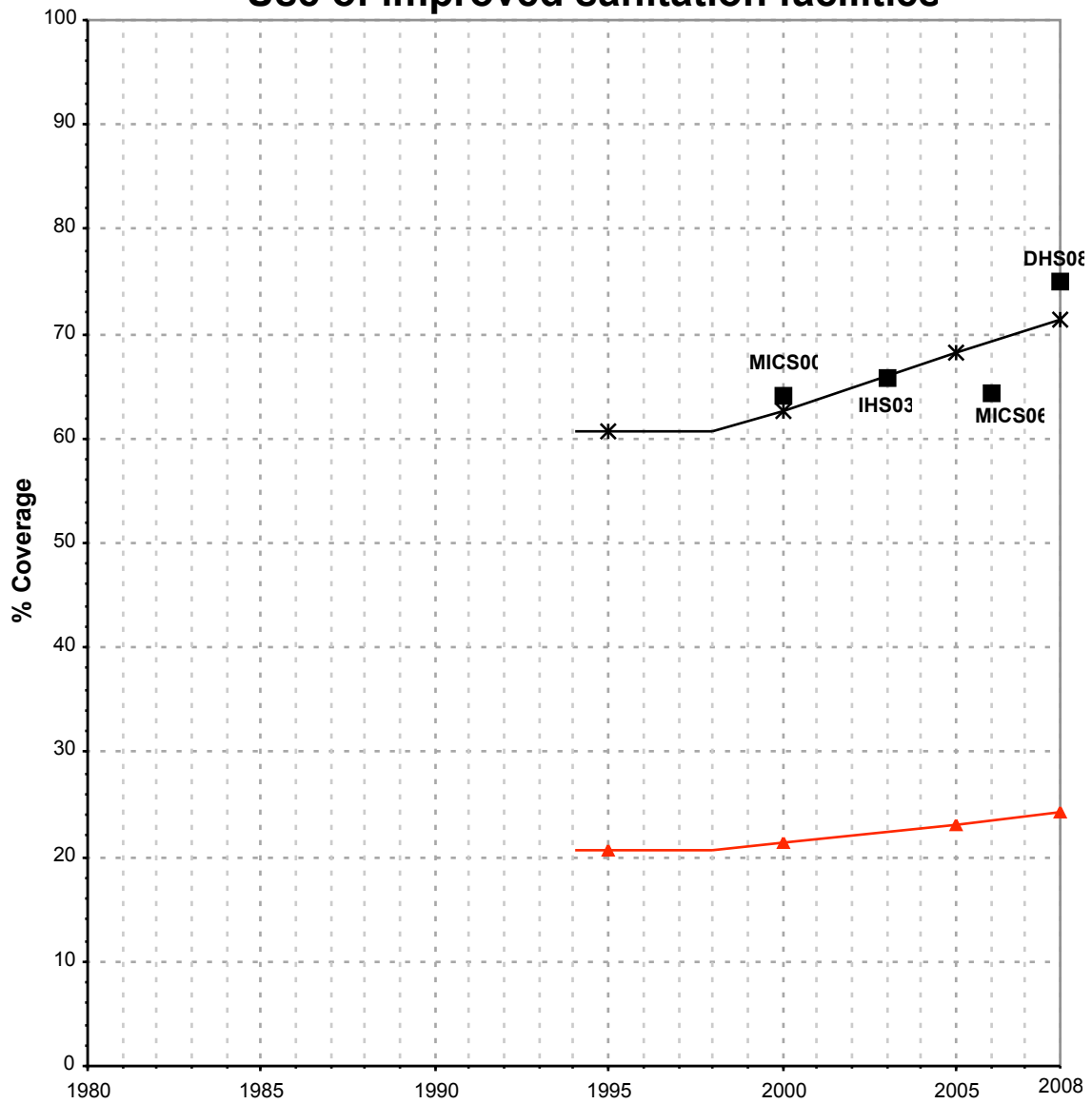
Updated March 2010

childinfo.org

Use of sanitation facilities		MICS00			Sierra Leone			Use of sanitation facilities		MICS06			Sierra Leone		
Multiple Indicator Cluster Survey								Multiple Indicator Cluster Survey							
Status of Women and Children in Sierra Leone, A Household Survey Report (MICS-2)					2000								2006		
Original denomination	Classification	Urban	Rural	Total	Original denomination	Classification	Urban	Rural	Total	Original denomination	Classification	Urban	Rural	Total	
	Flush and pour flush	16.3	1.0			Flush and pour flush	10.6	0.5			Flush and pour flush	1.7	0.1		
	to piped sewer system					to piped sewer system					to piped sewer system				
	to septic tank					to septic tank					to septic tank	6.3	0.1		
	to pit					to pit					to pit	2.2	0.2		
	to unknown place/ not sure/DK					to unknown place/ not sure/DK					to unknown place/ not sure/DK	0.4	0.1		
	to elsewhere					to elsewhere					to elsewhere	10.6	0.5		
Flush to sewage system/septic tank	Flush/toilets	12.6	0.3			Flush/toilets					Flush/toilets				
	to piped sewer system					to piped sewer system					to piped sewer system	1.7	0.1		
	to septic tank					to septic tank					to septic tank	6.3	0.1		
	to pit					to pit					to pit	2.2	0.2		
	to unknown place/ not sure/DK					to unknown place/ not sure/DK					to unknown place/ not sure/DK				
	to elsewhere					to elsewhere					to elsewhere	0.4	0.1		
	Private flush/toilet					Private flush/toilet					Private flush/toilet				
	to piped sewer system					to piped sewer system					to piped sewer system				
	to septic tank					to septic tank					to septic tank				
	to pit					to pit					to pit				
	to unknown place/ not sure/DK					to unknown place/ not sure/DK					to unknown place/ not sure/DK				
	to elsewhere					to elsewhere					to elsewhere				
	Public/shared flush/toilet					Public/shared flush/toilet					Public/shared flush/toilet				
	to piped sewer system					to piped sewer system					to piped sewer system				
	to septic tank					to septic tank					to septic tank				
	to pit					to pit					to pit				
	to unknown place/ not sure/DK					to unknown place/ not sure/DK					to unknown place/ not sure/DK				
	to elsewhere					to elsewhere					to elsewhere				
	Latrines	79.5	68.8			Latrines	82.3	54.1			Latrines				
	Pour flush latrines	2.7	0.7			Pour flush latrines					Pour flush latrines				
	to piped sewer system					to piped sewer system					to piped sewer system				
	to septic tank					to septic tank					to septic tank				
	to pit					to pit					to pit				
	to unknown place/ not sure/DK					to unknown place/ not sure/DK					to unknown place/ not sure/DK				
	to elsewhere					to elsewhere					to elsewhere				
	Private pour flush latrine					Private pour flush latrine					Private pour flush latrine				
	to piped sewer system					to piped sewer system					to piped sewer system				
	to septic tank					to septic tank					to septic tank				
	to pit					to pit					to pit				
	to unknown place/ not sure/DK					to unknown place/ not sure/DK					to unknown place/ not sure/DK				
	to elsewhere					to elsewhere					to elsewhere				
	Public/shared pour flush latrine					Public/shared pour flush latrine					Public/shared pour flush latrine				
	to piped sewer system					to piped sewer system					to piped sewer system				
	to septic tank					to septic tank					to septic tank				
	to pit					to pit					to pit				
	to unknown place/ not sure/DK					to unknown place/ not sure/DK					to unknown place/ not sure/DK				
	to elsewhere					to elsewhere					to elsewhere				
	Dry latrines	76.8	68.1			Dry latrines	82.3	54.1			Dry latrines				
	Improved latrines	3.0	5.3			Improved latrines	54.1	16.5			Improved latrines				
	Ventilated Improved Pit latrine					Ventilated Improved Pit latrine (VIP)					Ventilated Improved Pit latrine	0.3	0.9		
	Pit latrine with slab/covered latrine	3.0	5.3			Pit latrine with slab					Pit latrine with slab/covered latrine	53.8	15.6		
	Traditional latrine	69.9	46.8			Traditional latrine					Traditional latrine				
	Pit latrine without slab/open pit	3.8	15.8			Pit latrine without slab/open pit					Pit latrine without slab/open pit	25.8	33.7		
	Hanging toilet/hanging latrine					Hanging toilet/hanging latrine					Hanging toilet/hanging latrine	2.4	3.9		
	Bucket latrine	0.1	0.2			Bucket					Bucket latrine	0.0	0.0		
	Other					Other					Other				
	Private Latrines					Private Latrines					Private Latrines				
	Ventilated Improved Pit latrine					Ventilated Improved Pit latrine					Ventilated Improved Pit latrine				
	Pit latrine with slab/covered latrine					Pit latrine with slab/covered latrine					Pit latrine with slab/covered latrine				
	Traditional latrine					Traditional latrine					Traditional latrine				
	Pit latrine without slab/open pit					Pit latrine without slab/open pit					Pit latrine without slab/open pit				
	Hanging toilet/hanging latrine					Hanging toilet/hanging latrine					Hanging toilet/hanging latrine				
	Bucket latrine					Bucket latrine					Bucket latrine				
	Other					Other					Other				
	Public/shared Latrines					Public/shared Latrines					Public/shared Latrines				
	Ventilated Improved Pit latrine					Ventilated Improved Pit latrine					Ventilated Improved Pit latrine				
	Pit latrine with slab/covered latrine					Pit latrine with slab/covered latrine					Pit latrine with slab/covered latrine				
	Traditional latrine					Traditional latrine					Traditional latrine				
	Pit latrine without slab/open pit					Pit latrine without slab/open pit					Pit latrine without slab/open pit				
	Hanging toilet/hanging latrine					Hanging toilet/hanging latrine					Hanging toilet/hanging latrine				
	Bucket latrine					Bucket latrine					Bucket latrine				
	Other					Other					Other				
	Composting toilets					Composting toilets	0.0	0.2			Composting toilets				
	Composting toilet (private)					Composting toilet (private)					Composting toilet (private)				
	Composting toilet (shared)					Composting toilet (shared)					Composting toilet (shared)				
	Other improved					Other improved					Other improved				
	Other					Other					Other				
	Other					Other					Other				
No facilities/bush/field	No facility, bush, field	3.3	21.0			No facility, bush, field	6.0	42.2			No facility, bush, field				
	Other unimproved	4.4	10.0			Other unimproved	1.2	3.0			Other unimproved				
	Other	4.4	10.0			Other	1.2	3.0			Other				
	Other					Other					Other				
	DK/missing information					DK/missing information	0.0	0.0			DK/missing information				
	Total	99.8	100.1			Total	100.1	100.0			Total				
	Open defecation when "other" is considered to be a form of open defecation (e.g. river, beach, sea etc.)	7.7	31.0												
Calculations						Calculations									
	Improved latrines among traditional latrines based on MICS06	45.7	13.5												
	Sewerage connections based on MICS06	2.5	0.2												
	Access to improved sanitation :	64%	20%			Access to improved sanitation :	64%	17%			Access to improved sanitation :	64%	17%		
	Access to sewerage connections :	2%	0%			Access to sewerage connections :	2%	0%			Access to sewerage connections :	2%	0%		
	Used for the estimates:	Yes	Yes			Used for the estimates:	Yes	Yes			Used for the estimates:	Yes	Yes		
	Used for the estimates:	Yes	Yes			Used for the estimates:	Yes	Yes			Used for the estimates:	Yes	Yes		
	Ratios					Ratios					Ratios				
	Shared improved facilities/all improved facilities					Shared improved facilities/all improved facilities	68.7%	73.9%			Shared improved facilities/all improved facilities				
	Improved latrine / All latrines	7%	9%			Improved latrine / All latrines	66%	30%			Improved latrine / All latrines				
	Covered dry latrines / All dry latrines	4%	8%			Covered dry latrines / All dry latrines	65%	29%			Covered dry latrines / All dry latrines				
	VIP / All latrines					VIP / All latrines	0%	2%			VIP / All latrines				
	Traditional latrines / All latrines	88%	68%			Traditional latrines / All latrines					Traditional latrines / All latrines				
	Improved + traditional latrines / All latrines	95%	77%			Improved + traditional latrines / All latrines					Improved + traditional latrines / All latrines				
	Sewerage connection among flush/pour flush					Sewerage connection among flush/pour flush	16.0	20.0			Sewerage connection among flush/pour flush				
	Sewerage connection among flush					Sewerage connection among flush	16.0	20.0			Sewerage connection among flush				
	Number of people covered by the survey:					Number of people covered by the survey:					Number of people covered by the survey:				
	Number of households covered by the survey:					Number of households covered by the survey:					Number of households covered by the survey:				
	Total population:					Total population:					Total population:				
Comments						Comments					Comments				

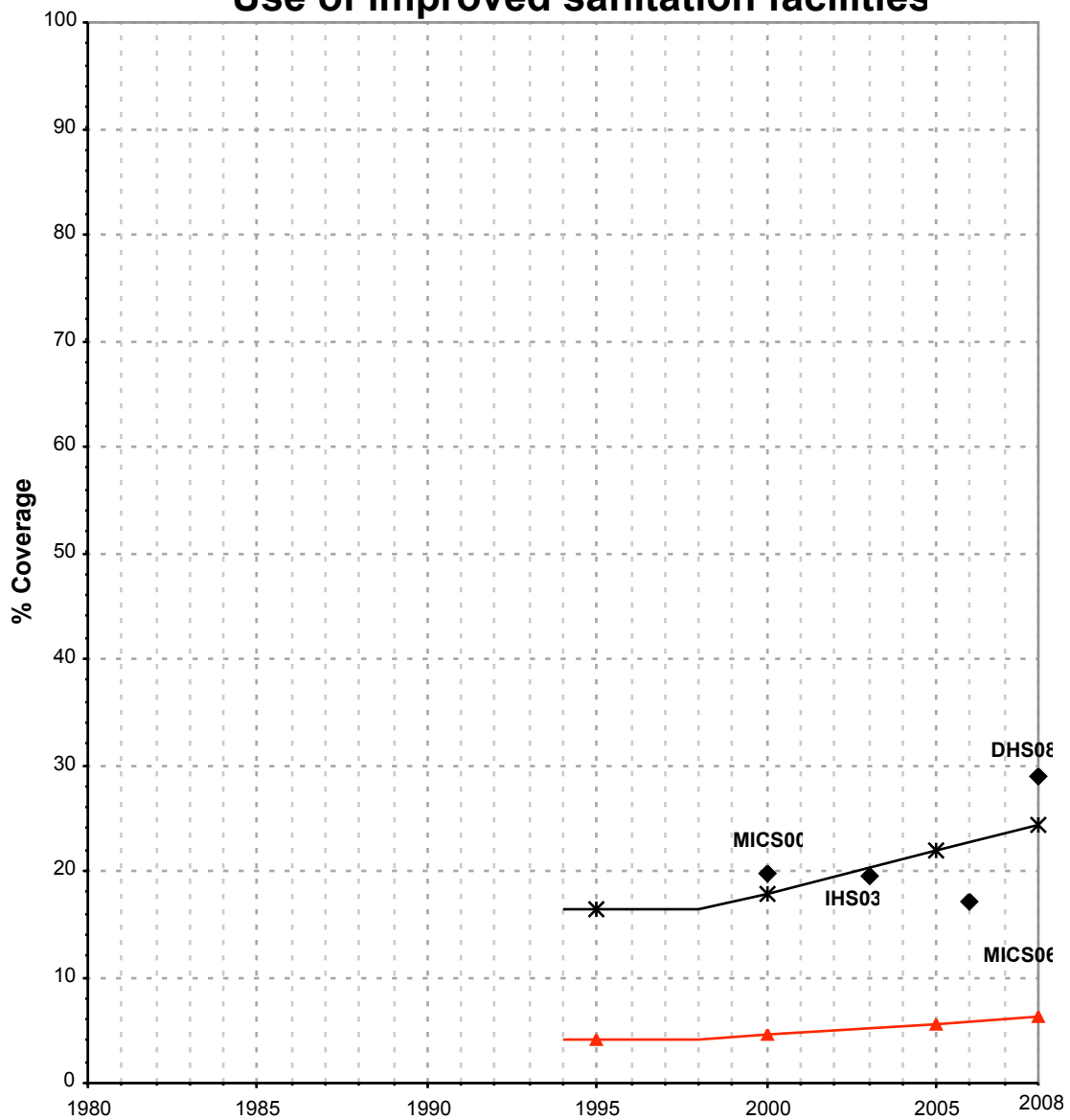
Sierra Leone			SANITATION															
			URBAN								RURAL							
			Sewer connection		Total		Open defecation		Shared		Sewer connection		Total		Open defecation		Shared	
Source	Code	Year	Used	Not used	Used	Not used	Used	Not used	Used	Not used	Used	Not used	Used	Not used	Used	Not used	Used	Not used
Multiple Indicator Cluster Survey	MICS00	2000	2.5		64.0		7.7				0.2		19.8		31.0			
Multiple Indicator Cluster Survey	MICS06	2006	1.7		64.3		6.0		68.7		0.1		17.1		42.2		73.9	
INTEGRATED HOUSEHOLD SURVEY	IHS03	2003			65.8		2.2						19.5		37.8			
Demographic and Health Survey	DHS08	2008	0.3		75.0		4.3		63.5		0.0		28.8		29.7		74.7	

Sierra Leone - urban - Use of improved sanitation facilities



■ Used for the estimates * Estimates ▲ JMP 2010 estimate

Sierra Leone - rural - Use of improved sanitation facilities



◆ Used for the estimates *— Estimates ▲ JMP 2010 estimate

Sanitation

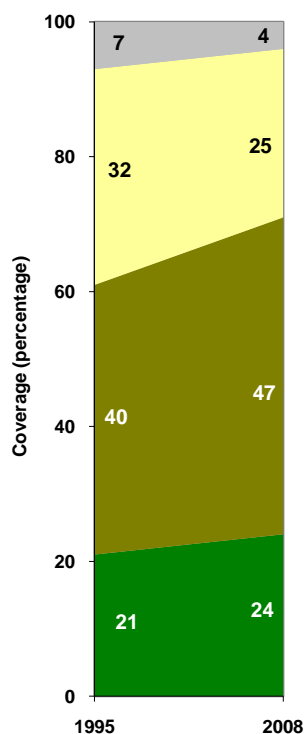
Sierra Leone	Sanitation coverage estimates					
	Urban (%)		Rural (%)		Total (%)	
	1995	2008	1995	2008	1995	2008
Improved facilities	21	24	4	6	10	13
Shared facilities	40	47	12	18	22	29
Unimproved facilities	32	25	50	40	43	34
Open defecation	7	4	34	36	25	24

Source: WHO/UNICEF JMP, 2010

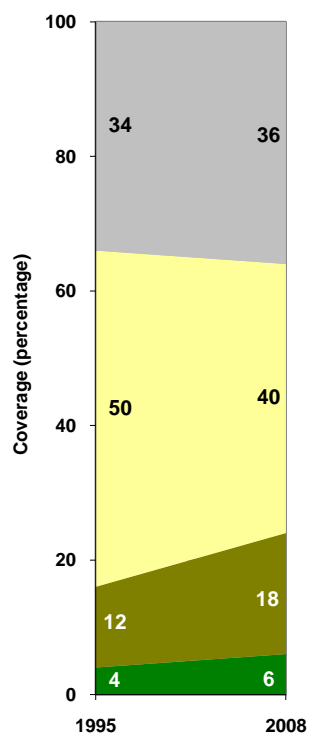
Sierra Leone	Urban		Rural		Total	
	1995	2008	1995	2008	1995	2008
Population (x1000)	1,364	2,097	2,624	3,463	3,989	5,560

Source: UN / Population Division, 2008

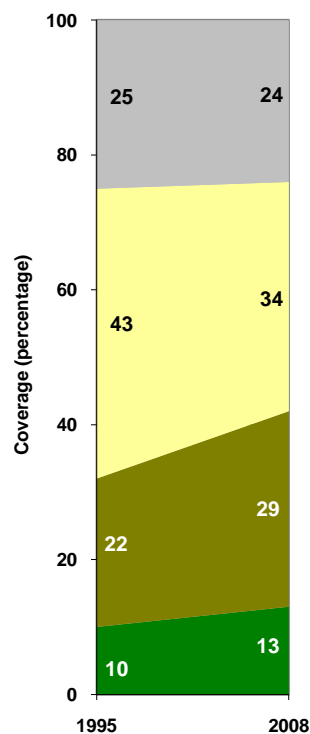
Urban sanitation trends



Rural sanitation trends



Total sanitation trends



■ Improved facilities
■ Shared facilities
■ Unimproved facilities
■ Open defecation

■ Improved facilities
■ Shared facilities
■ Unimproved facilities
■ Open defecation

■ Improved facilities
■ Shared facilities
■ Unimproved facilities
■ Open defecation