

WHO / UNICEF

Joint Monitoring Programme
for Water Supply and Sanitation

Estimates for the use of

**Improved Drinking-Water Sources
and Improved Sanitation Facilities**

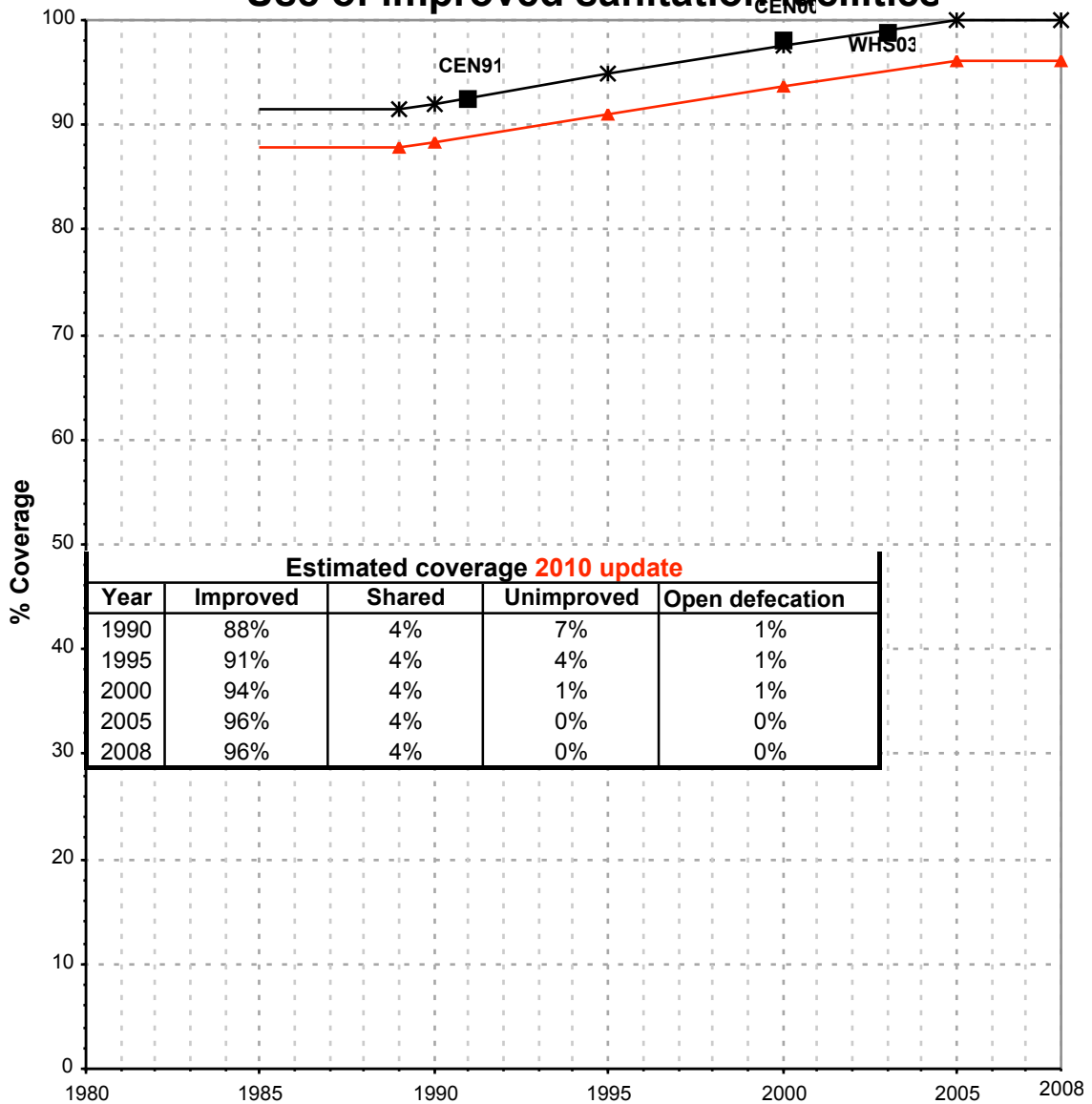
Updated March 2010

childinfo.org

Use of sanitation facilities		JMP99			Malaysia			Use of sanitation facilities		WHS03			Malaysia		
Global Water Supply and Sanitation Assessment 2000.					World Health Survey										
Water Supply and Sanitation Sector Questionnaire - 1999. Form 6 sent to WHO.					1999					2003					
Original denomination	Classification	Urban	Rural	Total	Original denomination	Classification	Urban	Rural	Total						
Population served with household connections to conventional	Flush and pour flush	0.0	0.0		Flush and pour flush		98.2	94.8							
	to piped sewer system		0.0		to piped sewer system		42.2	11.9							
	to septic tank				to septic tank		39.5	27.2							
	to pit				to pit										
	to unknown place/ not sure/DK				to unknown place/ not sure/DK										
	to elsewhere				to elsewhere										
	Flush/toilets				Flush/toilets		81.7	39.1							
	to piped sewer system				to piped sewer system		42.2	11.9							
	to septic tank				to septic tank		39.5	27.2							
	to pit				to pit										
	to unknown place/ not sure/DK				to unknown place/ not sure/DK										
	to elsewhere				to elsewhere										
	Private flush/toilet				Private flush/toilet		78.9	38.7							
	to piped sewer system				Private domestic connection to sewage system		41.1	11.9							
	to septic tank				Private flush to septic tank		37.8	26.8							
	to pit				to pit										
	to unknown place/ not sure/DK				to unknown place/ not sure/DK										
	to elsewhere				to elsewhere										
	Public/shared flush/toilet				Public/shared flush/toilet		2.8	0.4							
	to piped sewer system				Shared domestic connection to sewage system		1.1	0.0							
to septic tank				Shared flush to septic tank		1.7	0.4								
to pit				to pit											
to unknown place/ not sure/DK				to unknown place/ not sure/DK											
to elsewhere				to elsewhere											
Latrines				Latrines		17.4	58.6								
Pour flush latrines				Pour flush latrines		16.5	55.7								
to piped sewer system				to piped sewer system											
to septic tank				to septic tank											
to pit				to pit											
to unknown place/ not sure/DK				to unknown place/ not sure/DK											
to elsewhere				to elsewhere											
Private pour flush latrine				Private pour flush latrine		15.6	53.0								
to piped sewer system				Private pour flush latrine											
to septic tank				to septic tank											
to pit				to pit											
to unknown place/ not sure/DK				to unknown place/ not sure/DK											
to elsewhere				to elsewhere											
Public/shared pour flush latrine				Public/shared pour flush latrine		0.9	2.7								
to piped sewer system				Shared pour flush latrine											
to septic tank				to septic tank											
to pit				to pit											
to unknown place/ not sure/DK				to unknown place/ not sure/DK											
to elsewhere				to elsewhere											
Dry latrines				Dry latrines		0.9	2.9								
Improved latrines				Improved latrines		0.7	2.3								
Ventilated Improved Pit latrine				Ventilated Improved Pit latrine											
Pit latrine with slab/covered latrine				Pit latrine with slab/covered latrine		0.7	2.3								
Traditional latrine				Traditional latrine											
Pit latrine without slab/open pit				Pit latrine without slab/open pit		0.2	0.6								
Hanging toilet/hanging latrine				Hanging toilet/hanging latrine											
Bucket latrine				Bucket latrine (where fresh excreta are manually removed)		0.0	0.1								
Private Latrines				Private Latrines		0.5	1.4								
Ventilated Improved Pit latrine				Ventilated Improved Pit latrine											
Pit latrine with slab/covered latrine				Pit latrine with slab/covered latrine		0.5	1.4								
Traditional latrine				Traditional latrine											
Pit latrine without slab/open pit				Pit latrine without slab/open pit											
Hanging toilet/hanging latrine				Hanging toilet/hanging latrine											
Bucket latrine				Bucket latrine											
Public/shared Latrines				Public/shared Latrines		0.2	0.9								
Ventilated Improved Pit latrine				Ventilated Improved Pit latrine											
Pit latrine with slab/covered latrine				Pit latrine with slab/covered latrine		0.2	0.9								
Traditional latrine				Traditional latrine											
Pit latrine without slab/open pit				Pit latrine without slab/open pit											
Hanging toilet/hanging latrine				Hanging toilet/hanging latrine											
Bucket latrine				Bucket latrine											
Composting toilets				Composting toilets											
Composting toilet (private)				Composting toilet (private)											
Composting toilet (shared)				Composting toilet (shared)											
Population without household connections but served	Other improved		98.3		Other improved										
	Other				Other										
	Other				Other										
	No facility, bush, field			No facilities (open defecation)	No facility, bush, field	0.5	1.9								
Total population unserved	Other unimproved		1.7		Other unimproved	0.4	0.4								
	Other			Other	Other	0.4	0.4								
	DK/missing information				DK/missing information										
Total		0.0	100.0		Total	100.1	100.1								
Calculations				Calculations											
Estimations				Estimations											
Access to improved plus shared sanitation:		0%	98%		Access to improved sanitation:		99%	97%							
Access to sewerage connections:		0%	0%		Access to sewerage connections:		42%	12%							
Used for the estimates		No	No		Used for the estimates		Yes	Yes							
Used for the estimates		No	No		Used for the estimates		Yes	Yes							
Ratios	Shared improved facilities/all improved facilities				Shared improved facilities/all improved facilities	3.0%	4.1%								
	Improved latrine / All latrines				Improved latrine / All latrines	99%	99%								
	Covered dry latrines / All dry latrines				Covered dry latrines / All dry latrines	76%	78%								
	VIP / All latrines				VIP / All latrines										
	Traditional latrines / All latrines				Traditional latrines / All latrines										
	Improved + traditional latrines / All latrines				Improved + traditional latrines / All latrines										
					Sewerage connection among flush/pour flush	43.0	12.6								
					Sewerage connection among flush	51.7	30.4								
	Number of people covered by the survey				Number of people covered by the survey										
	Number of households covered by the survey				Number of households covered by the survey										
	Total population		8905		Total population										
Comments				Comments											

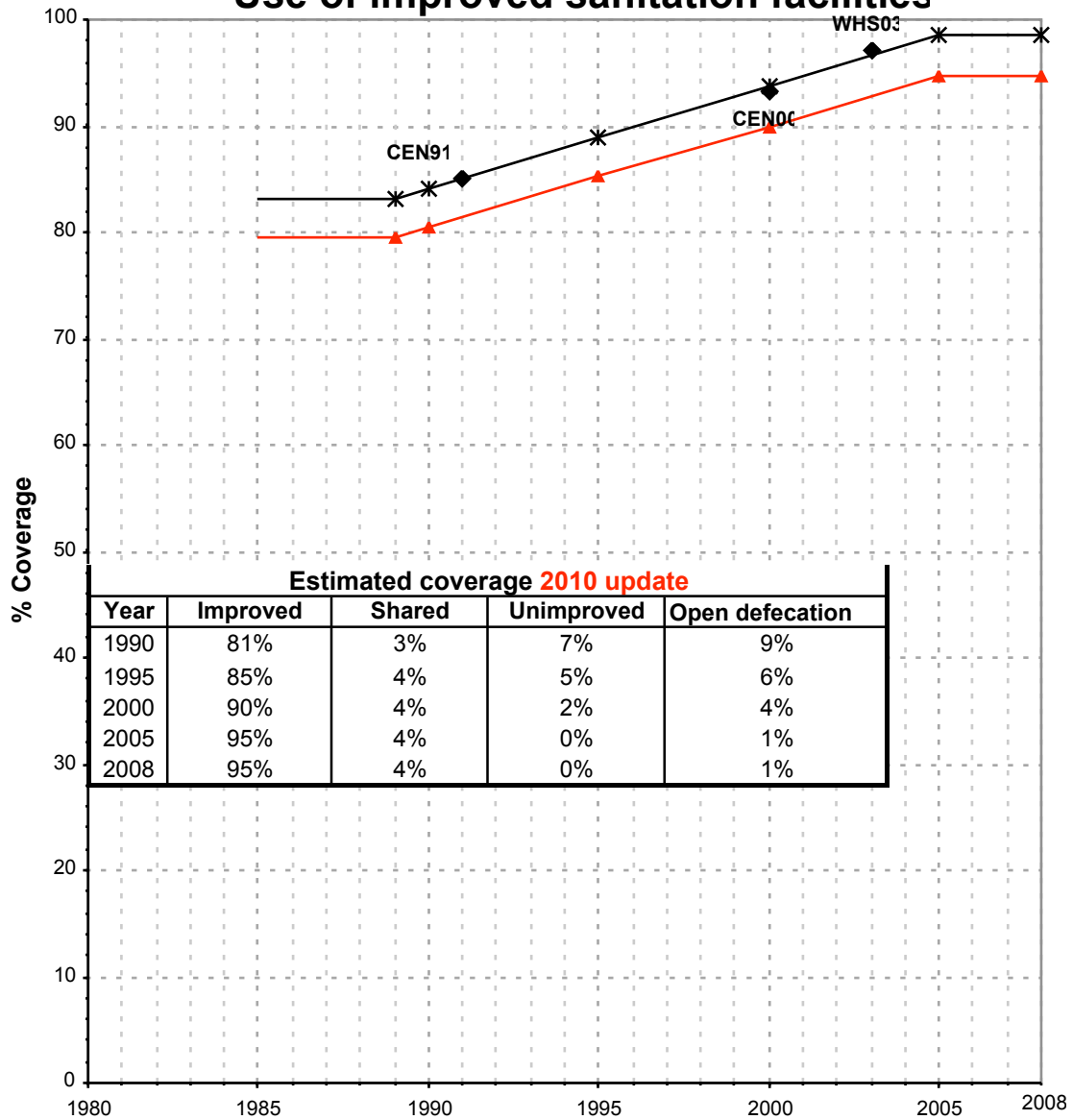
Malaysia			SANITATION															
			URBAN								RURAL							
			Sewer connection		Total		Open defecation		Shared		Sewer connection		Total		Open defecation		Shared	
Source	Code	Year	Used	Not used	Used	Not used	Used	Not used	Used	Not used	Used	Not used	Used	Not used	Used	Not used	Used	Not used
Global Water Supply and Sanitation Assessment 2000.	JMP99	1999				0.0						0.0		98.3				
World Health Survey	WHS03	2003	42.2		98.9		0.5		3.9		11.9		97.1		1.9		4.1	
Population and housing census	CEN91	1991			92.4		0.8						85.1		8.2			
Population and housing census	CEN00	2000			98.1		0.4						93.3		4.1			

Malaysia - urban - Use of improved sanitation facilities



■ Used for the estimates * Estimates ▲ JMP 2010 estimate

Malaysia - rural - Use of improved sanitation facilities



Used for the estimates
 * Estimates
 JMP 2010 estimate

Sanitation

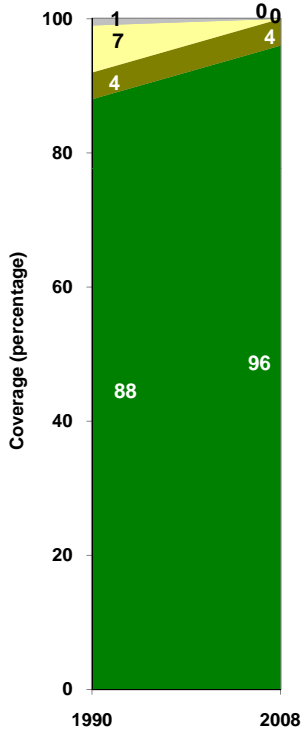
Malaysia	Sanitation coverage estimates					
	Urban (%)		Rural (%)		Total (%)	
	1990	2008	1990	2008	1990	2008
Improved facilities	88	96	81	95	84	96
Shared facilities	4	4	3	4	3	4
Unimproved facilities	7	0	7	0	8	0
Open defecation	1	0	9	1	5	0

Source: WHO/UNICEF JMP, 2010

Malaysia	Urban		Rural		Total	
	1990	2008	1990	2008	1990	2008
Population (x1000)	9,014	19,038	9,089	7,977	18,103	27,014

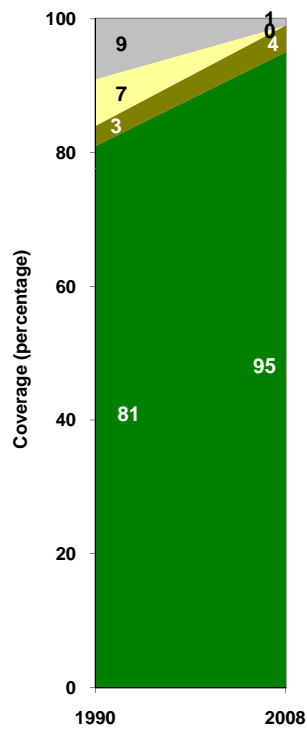
Source: UN / Population Division, 2008

Urban sanitation trends



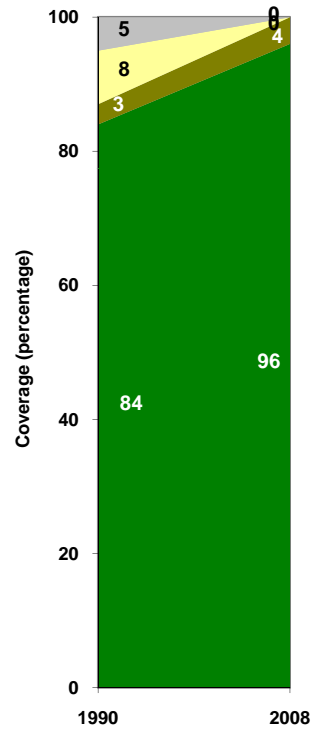
■ Open defecation
 ■ Unimproved facilities
 ■ Shared facilities
 ■ Improved facilities

Rural sanitation trends



■ Open defecation
 ■ Unimproved facilities
 ■ Shared facilities
 ■ Improved facilities

Total sanitation trends



■ Open defecation
 ■ Unimproved facilities
 ■ Shared facilities
 ■ Improved facilities