

**WHO / UNICEF**

**Joint Monitoring Programme**  
for Water Supply and Sanitation

Estimates for the use of

**Improved Drinking-Water Sources  
and Improved Sanitation Facilities**

Updated March 2010

[childinfo.org](http://childinfo.org)

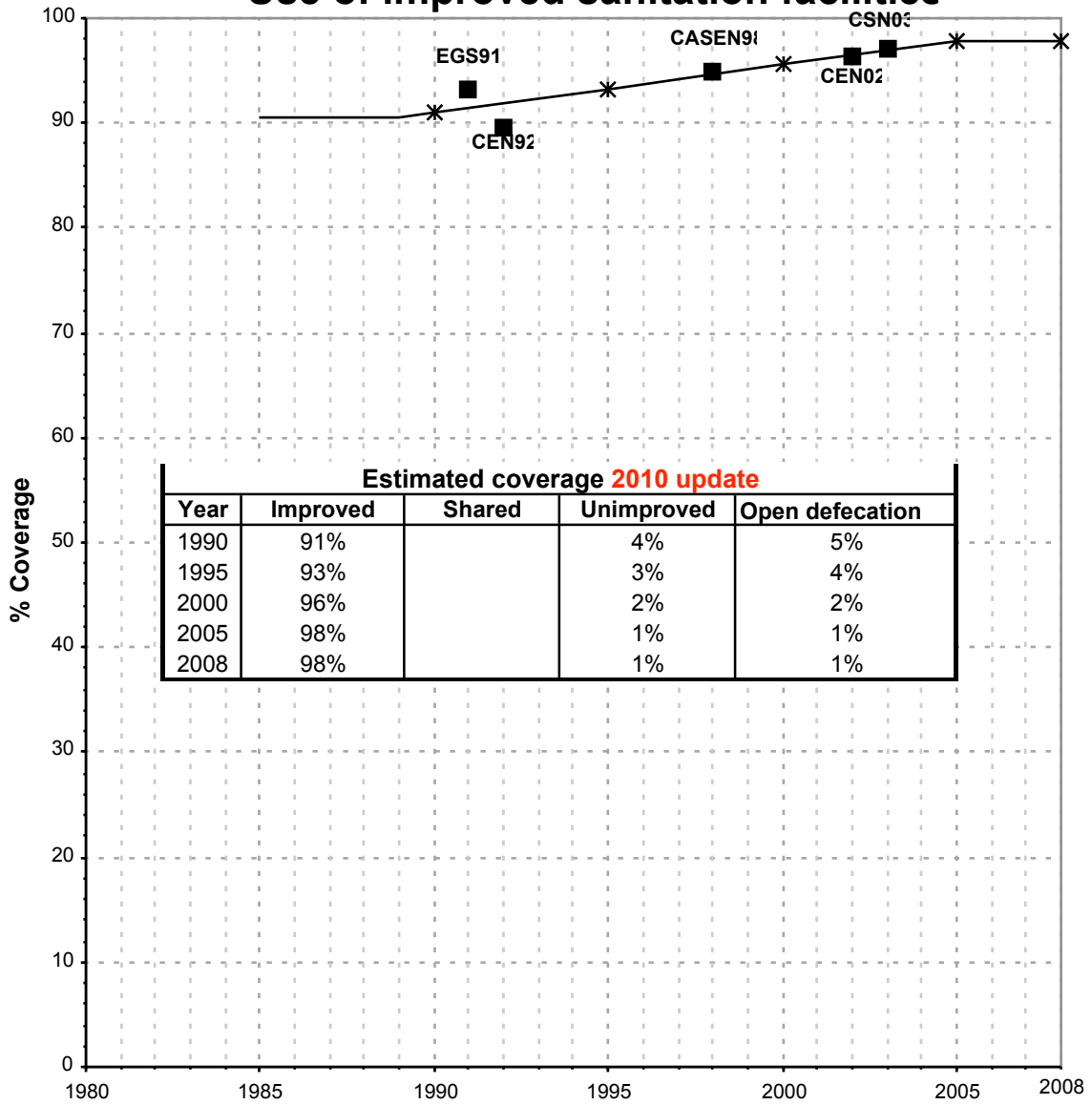
Use of sanitation facilities		EGS91			Chile			Use of sanitation facilities		CEN92			Chile		
Evaluación global de los servicios de agua potable y saneamiento					National Census					10% micro dataset from IPUMS					
OMS/OPS-UNICEF, diciembre de 1999					1991					1992					
Original denomination	Classification	Urban	Rural	Total	Original denomination	Classification	Urban	Rural	Total						
	<b>Flush and pour flush</b>	93.3	5.7			<b>Flush and pour flush</b>	81.3	14.0							
	to piped sewer system	89.5	5.7			to piped sewer system									
	to septic tank	3.8				to septic tank									
	to pit					to pit									
	to unknown place/ not sure/DK					to unknown place/ not sure/DK	0.2	0.9							
	to elsewhere					to elsewhere									
	<b>Flush/toilets</b>	93.3	5.7		Sewer system, septic tank	<b>Flush/toilets</b>	81.1	13.1							
Poblacion servida con conexión domiciliar a la red de alcantarillado	to piped sewer system	89.5	5.1			to piped sewer system									
Sin conexión pero con sistema adecuado (principalmente fosas)	to septic tank	3.8				to septic tank									
	to pit					to pit									
	to unknown place/ not sure/DK					to unknown place/ not sure/DK									
	to elsewhere					to elsewhere									
	<b>Private flush/toilet</b>					<b>Private flush/toilet</b>									
	to piped sewer system					to piped sewer system									
	to septic tank					to septic tank									
	to pit					to pit									
	to unknown place/ not sure/DK					to unknown place/ not sure/DK									
	to elsewhere					to elsewhere									
	<b>Public/shared flush/toilet</b>					<b>Public/shared flush/toilet</b>									
	to piped sewer system					to piped sewer system									
	to septic tank					to septic tank									
	to pit					to pit									
	to unknown place/ not sure/DK					to unknown place/ not sure/DK									
	to elsewhere					to elsewhere									
	<b>Latrines</b>					<b>Latrines</b>	17.0	80.3							
	<b>Pour flush latrines</b>					<b>Pour flush latrines</b>	0.2	0.9							
	to piped sewer system					to piped sewer system									
	to septic tank					to septic tank									
	to pit					to pit									
	to unknown place/ not sure/DK				Drain, canal	to unknown place/ not sure/DK	0.2	0.9							
	to elsewhere					to elsewhere									
	<b>Private pour flush latrine</b>					<b>Private pour flush latrine</b>									
	to piped sewer system					to piped sewer system									
	to septic tank					to septic tank									
	to pit					to pit									
	to unknown place/ not sure/DK					to unknown place/ not sure/DK									
	to elsewhere					to elsewhere									
	<b>Public/shared pour flush latrine</b>					<b>Public/shared pour flush latrine</b>									
	to piped sewer system					to piped sewer system									
	to septic tank					to septic tank									
	to pit					to pit									
	to unknown place/ not sure/DK					to unknown place/ not sure/DK									
	to elsewhere					to elsewhere									
	<b>Dry latrines</b>					<b>Dry latrines</b>	16.8	79.4							
	<b>Improved latrines</b>					<b>Improved latrines</b>									
	Ventilated Improved Pit latrine					Ventilated Improved Pit latrine									
	Pit latrine with slab/covered latrine					Pit latrine with slab/covered latrine									
	Traditional latrine				Pit latrine	Traditional latrine	16.8	79.4							
	Pit latrine without slab/open pit					Pit latrine without slab/open pit									
	Hanging toilet/hanging latrine					Hanging toilet/hanging latrine									
	Bucket latrine					Bucket latrine									
	Other					Other									
	<b>Private Latrines</b>					<b>Private Latrines</b>									
	Ventilated Improved Pit latrine					Ventilated Improved Pit latrine									
	Pit latrine with slab/covered latrine					Pit latrine with slab/covered latrine									
	Traditional latrine					Traditional latrine									
	Pit latrine without slab/open pit					Pit latrine without slab/open pit									
	Hanging toilet/hanging latrine					Hanging toilet/hanging latrine									
	Bucket latrine					Bucket latrine									
	Other					Other									
	<b>Public/shared Latrines</b>					<b>Public/shared Latrines</b>									
	Ventilated Improved Pit latrine					Ventilated Improved Pit latrine									
	Pit latrine with slab/covered latrine					Pit latrine with slab/covered latrine									
	Traditional latrine					Traditional latrine									
	Pit latrine without slab/open pit					Pit latrine without slab/open pit									
	Hanging toilet/hanging latrine					Hanging toilet/hanging latrine									
	Bucket latrine					Bucket latrine									
	Other					Other									
	<b>Composting toilets</b>					<b>Composting toilets</b>									
	Composting toilet (private)					Composting toilet (private)									
	Composting toilet (shared)					Composting toilet (shared)									
	<b>Other improved</b>					<b>Other improved</b>									
	Other					Other									
	Other					Other									
Sin servicio adecuado	<b>No facility, bush, field</b>	6.7	4.0		Does not have	<b>No facility, bush, field</b>	1.8	6.3							
	<b>Other unimproved</b>				Other system	<b>Other unimproved</b>	0.1	0.3							
	Other					Other	0.1	0.3							
	Other					Other									
	<b>DK/missing information</b>					<b>DK/missing information</b>									
	<b>Total</b>	100.0	9.1			<b>Total</b>	100.0	100.0							
<b>Calculations</b>					<b>Calculations</b>										
<b>Estimations</b>					<b>Estimations</b>	50% of traditional latrines considered improved	8.4	39.7							
						SC, based on CEN02	81.2	13.9							
<b>Access to improved sanitation : 93%</b>					<b>Access to improved sanitation : 90%</b>					<b>54%</b>					
<b>Access to sewerage connections : 90%</b>					<b>5%</b>	<b>Access to sewerage connections : 81%</b>					<b>14%</b>				
Used for the estimates					<b>Yes</b>	<b>No</b>	Used for the estimates					<b>Yes</b>	<b>Yes</b>		
Used for the estimates					<b>Yes</b>	<b>Yes</b>	Used for the estimates					<b>Yes</b>	<b>Yes</b>		
<b>Ratios</b>	Shared improved facilities/all improved facilities					Shared improved facilities/all improved facilities									
	Improved latrine / All latrines					Improved latrine / All latrines	1%	1%							
	Covered dry latrines / All dry latrines					Covered dry latrines / All dry latrines									
	VIP / All latrines					VIP / All latrines									
	Traditional latrines / All latrines					Traditional latrines / All latrines	99%	99%							
	Improved + traditional latrines / All latrines					Improved + traditional latrines / All latrines	100%	100%							
Sewerage connection among flush/pour flush	95.9	100.0			Sewerage connection among flush/pour flush										
Sewerage connection among flush	95.9	100.0			Sewerage connection among flush										
Number of people covered by the survey					Number of people covered by the survey										
Number of households covered by the survey					Number of households covered by the survey										
Total population					Total population										
<b>Comments</b>					<b>Comments</b>										





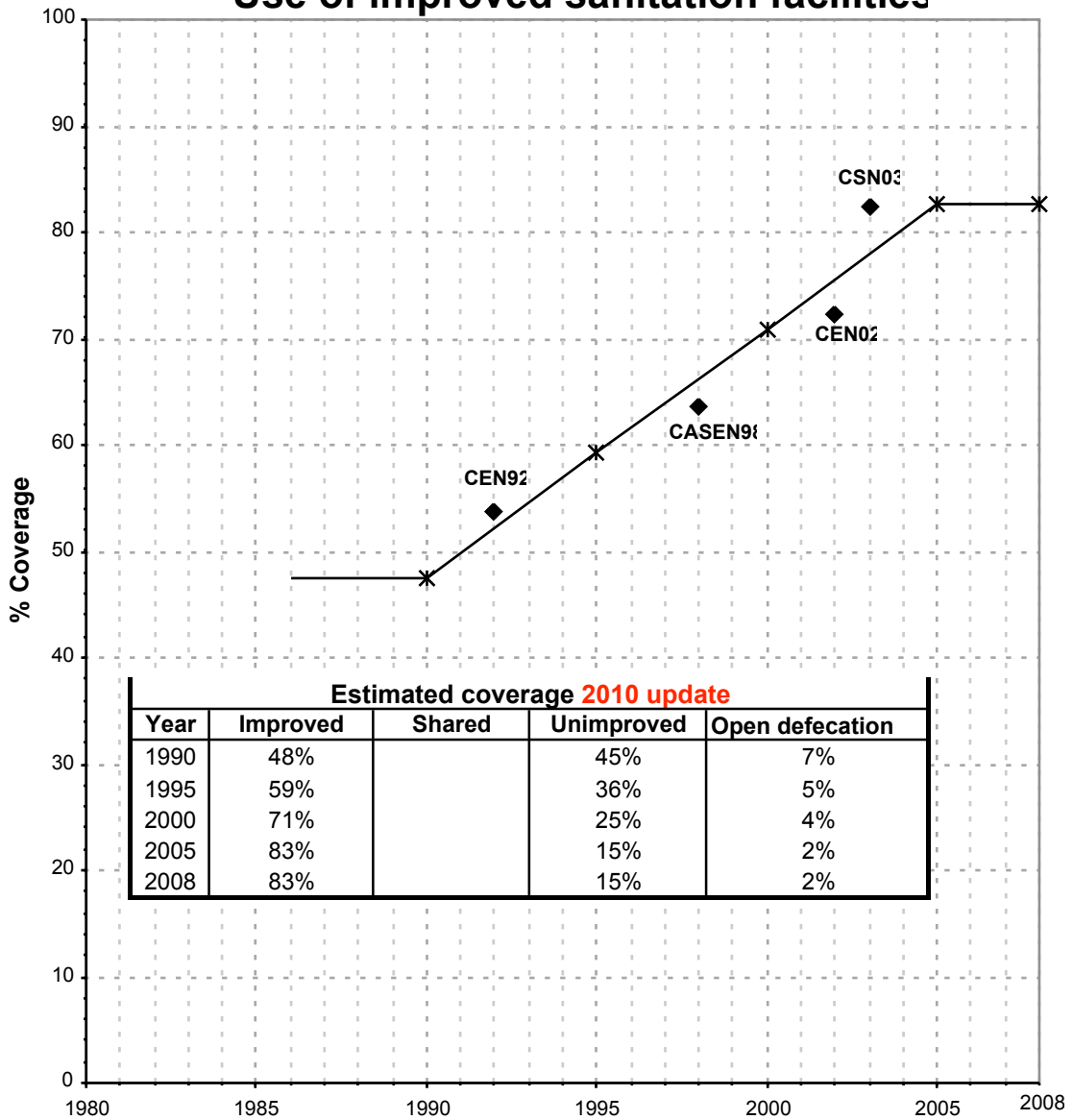
Chile			SANITATION															
			URBAN								RURAL							
			Sewer connection		Total		Open defecation		Shared		Sewer connection		Total		Open defecation		Shared	
Source	Code	Year	Used	Not used	Used	Not used	Used	Not used	Used	Not used	Used	Not used	Used	Not used	Used	Not used	Used	Not used
Evaluacion global de los servicios de agua potable y saneamiento	EGS91	1991	89.5		93.3		6.7				5.1					4.0		
National Census	CEN92	1992	81.2		89.7		1.8				13.9		53.7		6.3			
Desigualdades en el acceso, uso y gasto con el agua potable en America Latina y el Caribe	CASEN98	1998	89.3		95.0		3.5				4.9		63.7		3.5			
Global Water Supply and Sanitation Assessment 2000.	JMP99	1998		89.5		93.3						5.1		12.1				
National Census	CEN02	2002	95.1		96.4		0.4				50.3		72.2		2.9			
Caracterizacion Socioeconomica Nacional	CSN03	2003	91.7		97.0		2.7				5.6		82.3		3.4			

# Chile - urban - Use of improved sanitation facilities



■ Used for the estimates    \* Estimates    ▲ JMP 2010 estimate

# Chile - rural - Use of improved sanitation facilities



◆ Used for the estimates    ✱ Estimates    ▲ JMP 2010 estimate

# Sanitation

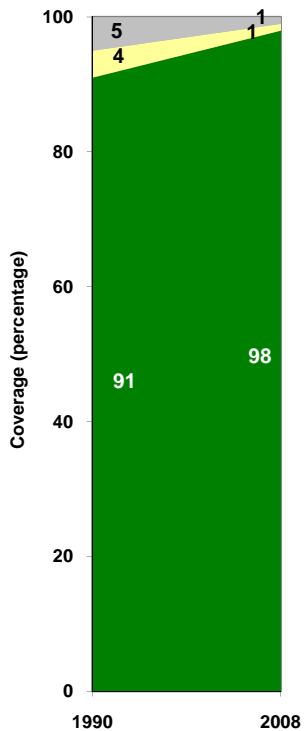
Chile	Sanitation coverage estimates					
	Urban (%)		Rural (%)		Total (%)	
	1990	2008	1990	2008	1990	2008
Improved facilities	91	98	48	83	84	96
Shared facilities						
Unimproved facilities	4	1	45	15	11	3
Open defecation	5	1	7	2	5	1

Source: WHO/UNICEF JMP, 2010

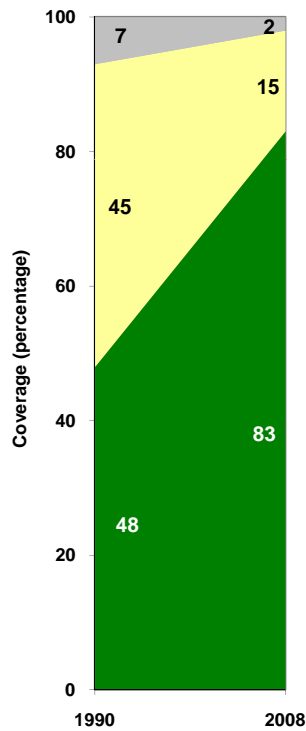
Chile	Urban		Rural		Total	
	1990	2008	1990	2008	1990	2008
Population (x1000)	10,984	14,870	2,207	1,934	13,191	16,804

Source: UN / Population Division, 2008

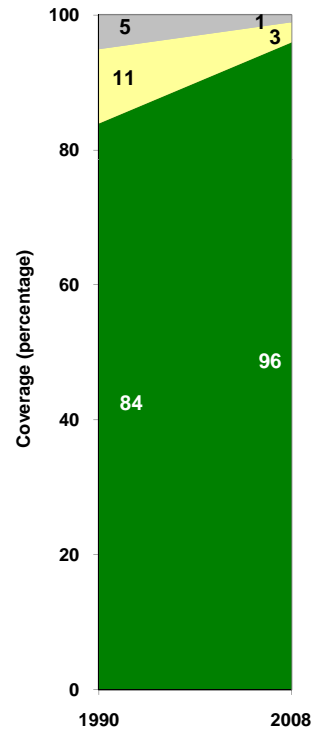
Urban sanitation trends



Rural sanitation trends



Total sanitation trends



■ Improved facilities  
■ Shared facilities  
■ Unimproved facilities  
■ Open defecation

■ Improved facilities  
■ Shared facilities  
■ Unimproved facilities  
■ Open defecation

■ Improved facilities  
■ Shared facilities  
■ Unimproved facilities  
■ Open defecation