

WHO / UNICEF

Joint Monitoring Programme
for Water Supply and Sanitation

Estimates for the use of

**Improved Drinking-Water Sources
and Improved Sanitation Facilities**

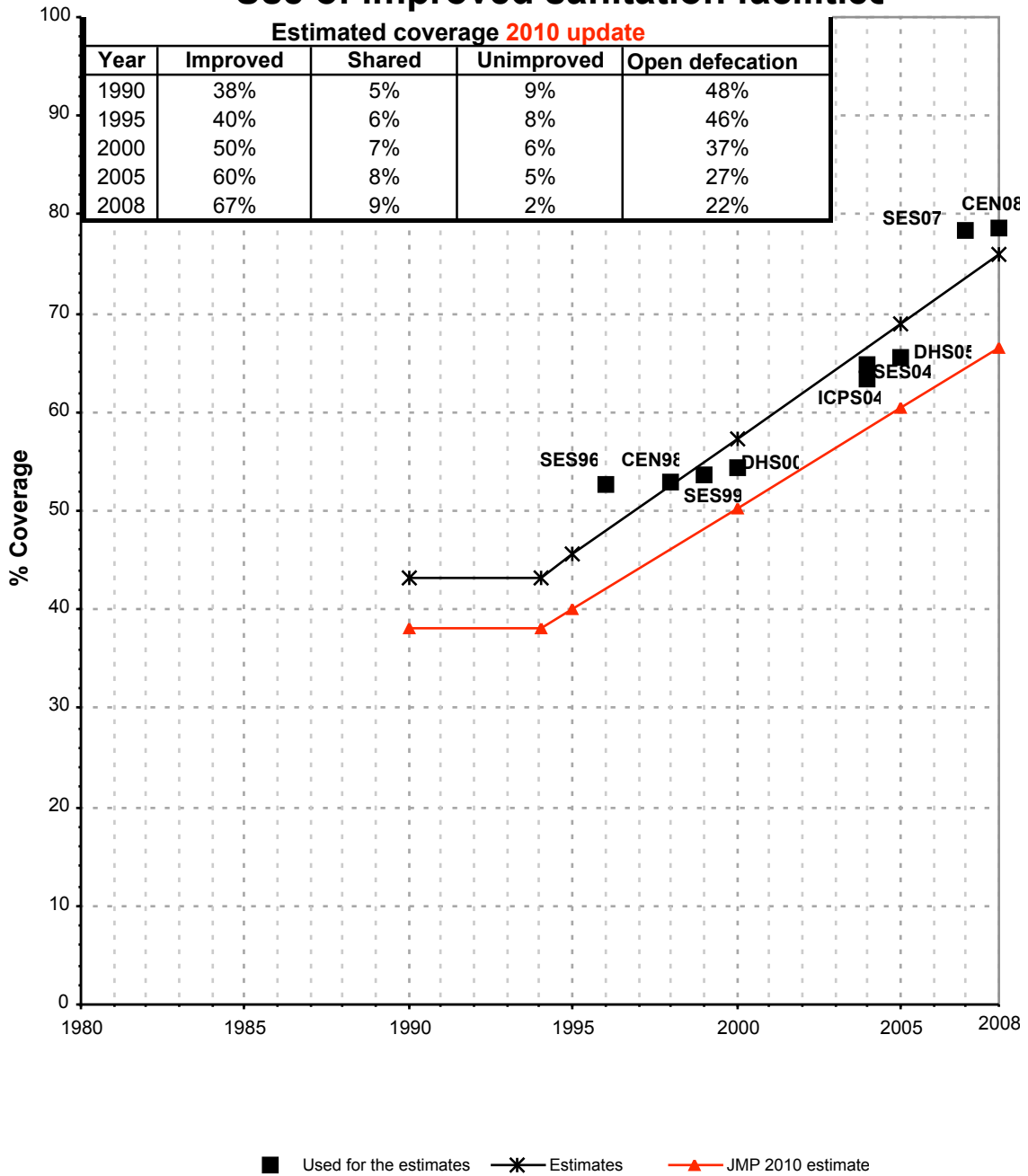
Updated March 2010

childinfo.org

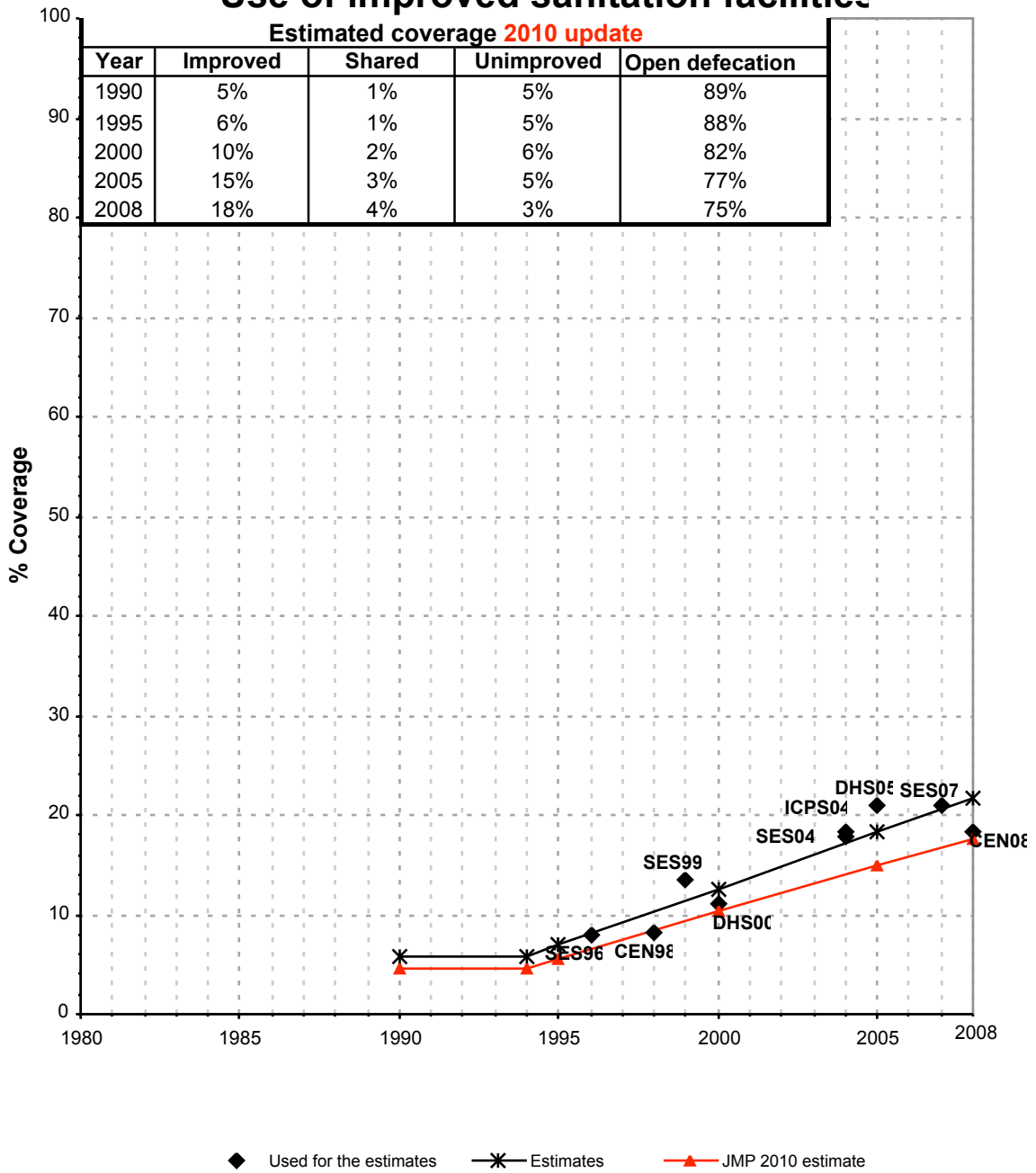
Use of sanitation facilities		DHS00			Cambodia			Use of sanitation facilities		ICPS04			Cambodia		
Demographic and Health Survey					Inter-Censal Population Survey										
					2000					2004					
Original denomination	Classification	Urban	Rural	Total	Original denomination	Classification	Urban	Rural	Total						
	Flush and pour flush	52.4	8.2			Flush and pour flush	64.2	17.2							
	to piped sewer system					to piped sewer system	31.2	1.6							
	to septic tank					to septic tank	29.2	13.2							
	to pit					to pit									
	to unknown place/ not sure/DK					to unknown place/ not sure/DK	1.3	1.7							
	to elsewhere					to elsewhere									
Flush toilet	Flush/toilets	51.0	7.3			Flush/toilets	64.2	17.2							
	to piped sewer system				Flush toilet connected to sewerage	to piped sewer system	31.2	1.5							
	to septic tank				Septic Tank	to septic tank	29.2	13.2							
	to pit					to pit									
	to unknown place/ not sure/DK				Other without septic tank	to unknown place/ not sure/DK	1.3	1.7							
	to elsewhere					to elsewhere									
	Private flush/toilet					Private flush/toilet									
	to piped sewer system					to piped sewer system									
	to septic tank					to septic tank									
	to pit					to pit									
	to unknown place/ not sure/DK					to unknown place/ not sure/DK									
	to elsewhere					to elsewhere									
	Public/shared flush/toilet				Shared / public toilet	Public/shared flush/toilet	2.5	0.8							
	to piped sewer system					to piped sewer system									
	to septic tank					to septic tank									
	to pit					to pit									
	to unknown place/ not sure/DK					to unknown place/ not sure/DK									
	to elsewhere					to elsewhere									
	Latrines	8.9	6.6			Latrines	2.1	2.4							
Latrine connected to sewer/ with septic tank	Pour flush latrines	1.4	0.9			Pour flush latrines									
	to piped sewer system					to piped sewer system									
	to septic tank					to septic tank									
	to pit					to pit									
	to unknown place/ not sure/DK					to unknown place/ not sure/DK									
	to elsewhere					to elsewhere									
	Private pour flush latrine					Private pour flush latrine									
	to piped sewer system					to piped sewer system									
	to septic tank					to septic tank									
	to pit					to pit									
	to unknown place/ not sure/DK					to unknown place/ not sure/DK									
	to elsewhere					to elsewhere									
	Public/shared pour flush latrine					Public/shared pour flush latrine									
	to piped sewer system					to piped sewer system									
	to septic tank					to septic tank									
	to pit					to pit									
	to unknown place/ not sure/DK					to unknown place/ not sure/DK									
	to elsewhere					to elsewhere									
	Dry latrines	7.5	5.7			Dry latrines	2.1	2.4							
	Improved latrines					Improved latrines									
	Ventilated Improved Pit latrine					Ventilated Improved Pit latrine									
	Pit latrine with slab/covered latrine					Pit latrine with slab/covered latrine									
Traditional pit/ latrine unconnected to sewer/ without septic tank	Traditional latrine	7.5	5.7		Pit latrine	Traditional latrine	2.1	2.4							
	Pit latrine without slab/open pit					Pit latrine without slab/open pit									
	Hanging toilet/hanging latrine					Hanging toilet/hanging latrine									
	Bucket latrine					Bucket latrine									
	Other					Other									
	Private Latrines					Private Latrines									
	Ventilated Improved Pit latrine					Ventilated Improved Pit latrine									
	Pit latrine with slab/covered latrine					Pit latrine with slab/covered latrine									
	Traditional latrine					Traditional latrine									
	Pit latrine without slab/open pit					Pit latrine without slab/open pit									
	Hanging toilet/hanging latrine					Hanging toilet/hanging latrine									
	Bucket latrine					Bucket latrine									
	Other					Other									
	Public/shared Latrines					Public/shared Latrines									
	Ventilated Improved Pit latrine					Ventilated Improved Pit latrine									
	Pit latrine with slab/covered latrine					Pit latrine with slab/covered latrine									
	Traditional latrine					Traditional latrine									
	Pit latrine without slab/open pit					Pit latrine without slab/open pit									
	Hanging toilet/hanging latrine					Hanging toilet/hanging latrine									
	Bucket latrine					Bucket latrine									
	Other					Other									
	Composting toilets					Composting toilets									
	Composting toilet (private)					Composting toilet (private)									
	Composting toilet (shared)					Composting toilet (shared)									
	Other improved					Other improved									
	Other					Other									
	Other					Other									
No facility/ field	No facility, bush, field	39.8	85.9		None/open land	No facility, bush, field	33.4	80.1							
	Other unimproved	0.3	0.1			Other unimproved	0.2	0.3							
	Other	0.3	0.1		Other	Other	0.2	0.3							
	Other					Other									
	DK/missing information				Missing	DK/missing information	0.0	0.1							
	Total	100.0	99.9			Total	99.9	100.1							
Calculations					Calculations										
	Traditional pit/latrine considered improved based on ratio DHS05	2.0	2.9			Traditional pit/latrine considered improved based on ratio DHS05	0.6	1.2							
Estimations					Estimations										
	SC, based on ICPS04	25.5	0.7												
Access to improved sanitation :		54%	11%		Access to improved sanitation :		65%	18%							
Access to sewerage connections :		25%	1%		Access to sewerage connections :		31%	2%							
Used for the estimates		Yes	Yes		Used for the estimates		Yes	Yes							
Used for the estimates		Yes	Yes		Used for the estimates		Yes	Yes							
Ratios	Shared improved facilities/all improved facilities	15.2%	17.5%		Ratios	Shared improved facilities/all improved facilities									
	Improved latrine / All latrines	16%	14%			Improved latrine / All latrines									
	Covered dry latrines / All dry latrines					Covered dry latrines / All dry latrines									
	VIP / All latrines					VIP / All latrines									
	Traditional latrines / All latrines	84%	86%			Traditional latrines / All latrines	100%	100%							
	Improved + traditional latrines / All latrines	100%	100%			Improved + traditional latrines / All latrines									
	Sewerage connection among flush/pour flush					Sewerage connection among flush/pour flush	48.6	8.7							
Sewerage connection among flush				Sewerage connection among flush	48.6	8.7									
Number of people covered by the survey:					Number of people covered by the survey:										
Number of households covered by the survey:					Number of households covered by the survey:										
Total population:					Total population:										
Comments					Comments										

Cambodia			SANITATION															
			URBAN								RURAL							
			Sewer connection		Total		Open defecation		Shared		Sewer connection		Total		Open defecation		Shared	
Source	Code	Year	Used	Not used	Used	Not used	Used	Not used	Used	Not used	Used	Not used	Used	Not used	Used	Not used	Used	Not used
National Census	CEN98	1998	27.4		53.0		36.3				0.2		8.2		85.7			
Global Water Supply and Sanitation Assessment 2000.	JMP99	1999		27.3		58.3						0.2		10.0				
Demographic and Health Survey	DHS00	2000	25.5		54.4		39.8		15.2		0.7		11.1		85.9		17.5	
Inter-Censal Population Survey	ICPS04	2004	31.2		64.8		33.4				1.5		18.4		80.1			
Socio Economic Survey	CSES04	2004	30.3		63.3		34.5				1.5		17.8		80.6			
Demographic and Health Survey	DHS05	2005	32.1		65.5		31.0		9.4		1.5		20.9		77.1		19.1	
Socio-Economic Survey	SES96	1996	23.1		52.6		38.8				0.5		7.9		84.2			
Socio-Economic Survey	SES99	1999	23.1		53.7		42.4				0.5		13.4		81.2			
Socio-Economic Survey	SES07	2007	47.9		78.3		16.6				2.0		21.0		69.0			
Census 2008	CEN08	2008	45.7		78.6		18.5				6.4		18.3		76.8			

Cambodia - urban - Use of improved sanitation facilities



Cambodia - rural - Use of improved sanitation facilities



Sanitation

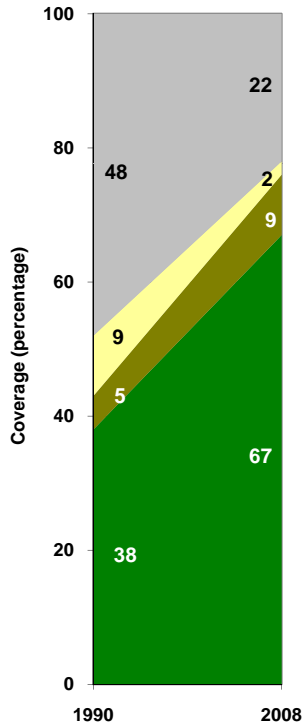
Cambodia	Sanitation coverage estimates					
	Urban (%)		Rural (%)		Total (%)	
	1990	2008	1990	2008	1990	2008
Improved facilities	38	67	5	18	9	29
Shared facilities	5	9	1	4	2	5
Unimproved facilities	9	2	5	3	5	2
Open defecation	48	22	89	75	84	64

Source: WHO/UNICEF JMP, 2010

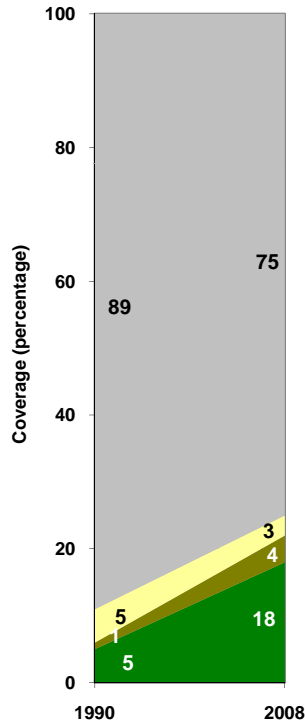
Cambodia	Urban		Rural		Total	
	1990	2008	1990	2008	1990	2008
Population (x1000)	1,221	3,137	8,469	11,425	9,690	14,562

Source: UN / Population Division, 2008

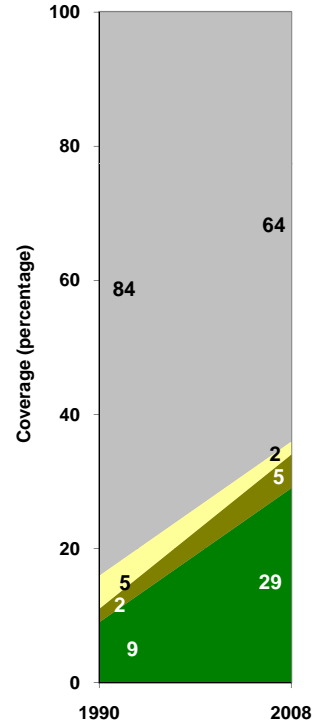
Urban sanitation trends



Rural sanitation trends



Total sanitation trends



■ Open defecation
 ■ Unimproved facilities
 ■ Shared facilities
 ■ Improved facilities

■ Open defecation
 ■ Unimproved facilities
 ■ Shared facilities
 ■ Improved facilities

■ Open defecation
 ■ Unimproved facilities
 ■ Shared facilities
 ■ Improved facilities