

WHO / UNICEF

Joint Monitoring Programme
for Water Supply and Sanitation

Estimates for the use of

**Improved Drinking-Water Sources
and Improved Sanitation Facilities**

Updated March 2010

childinfo.org

Use of sanitation facilities		ES92		Austria		
Euro Stat				1992		
92						
Original denomination	Classification	Urban	Rural	Total		
	Flush and pour flush	0.0	0.0	0.0		
Sewer	to piped sewer system					
Septic	to septic tank					
	to pit					
	to unknown place/ not sure/DK					
	to elsewhere					
	Flush/toilets					
	to piped sewer system					
	to septic tank					
	to pit					
	to unknown place/ not sure/DK					
	to elsewhere					
	Private flush/toilet					
	to piped sewer system					
	to septic tank					
	to pit					
	to unknown place/ not sure/DK					
	to elsewhere					
	Public/shared flush/toilet					
	to piped sewer system					
	to septic tank					
	to pit					
	to unknown place/ not sure/DK					
	to elsewhere					
	Latrines					
	Pour flush latrines					
	to piped sewer system					
	to septic tank					
	to pit					
	to unknown place/ not sure/DK					
	to elsewhere					
	Private pour flush latrine					
	to piped sewer system					
	to septic tank					
	to pit					
	to unknown place/ not sure/DK					
	to elsewhere					
	Public/shared pour flush latrine					
	to piped sewer system					
	to septic tank					
	to pit					
	to unknown place/ not sure/DK					
	to elsewhere					
	Dry latrines					
	Improved latrines					
	Ventilated Improved Pit latrine					
	Pit latrine with slab/covered latrine					
	Traditional latrine					
	Pit latrine without slab/open pit					
	Hanging toilet/hanging latrine					
	Bucket latrine					
	Other					
	Private Latrines					
	Ventilated Improved Pit latrine					
	Pit latrine with slab/covered latrine					
	Traditional latrine					
	Pit latrine without slab/open pit					
	Hanging toilet/hanging latrine					
	Bucket latrine					
	Other					
	Public/shared Latrines					
	Ventilated Improved Pit latrine					
	Pit latrine with slab/covered latrine					
	Traditional latrine					
	Pit latrine without slab/open pit					
	Hanging toilet/hanging latrine					
	Bucket latrine					
	Other					
	Composting toilets					
	Composting toilet (private)					
	Composting toilet (shared)					
	Other improved					
	Other					
	Other					
	No facility, bush, field					
	Other unimproved					
	Other					
	Other					
	DK/missing information					
	Total	0.0	0.0	0.0		
Calculations						
Estimations						
Access to improved sanitation :		0%	0%	0%		
Access to sewerage connections :						
Used for the estimates :		No	No			
Used for the estimates :		No	No			
Ratios	Shared improved facilities/all improved facilities					
	Improved latrine / All latrines					
	Covered dry latrines / All dry latrines					
	VIP / All latrines					
	Traditional latrines / All latrines					
	Improved + traditional latrines / All latrines					
Sewerage connection among flush/pour flush						
Sewerage connection among flush						
Number of people covered by the survey						
Number of households covered by the survey						
Total population						
Comments						

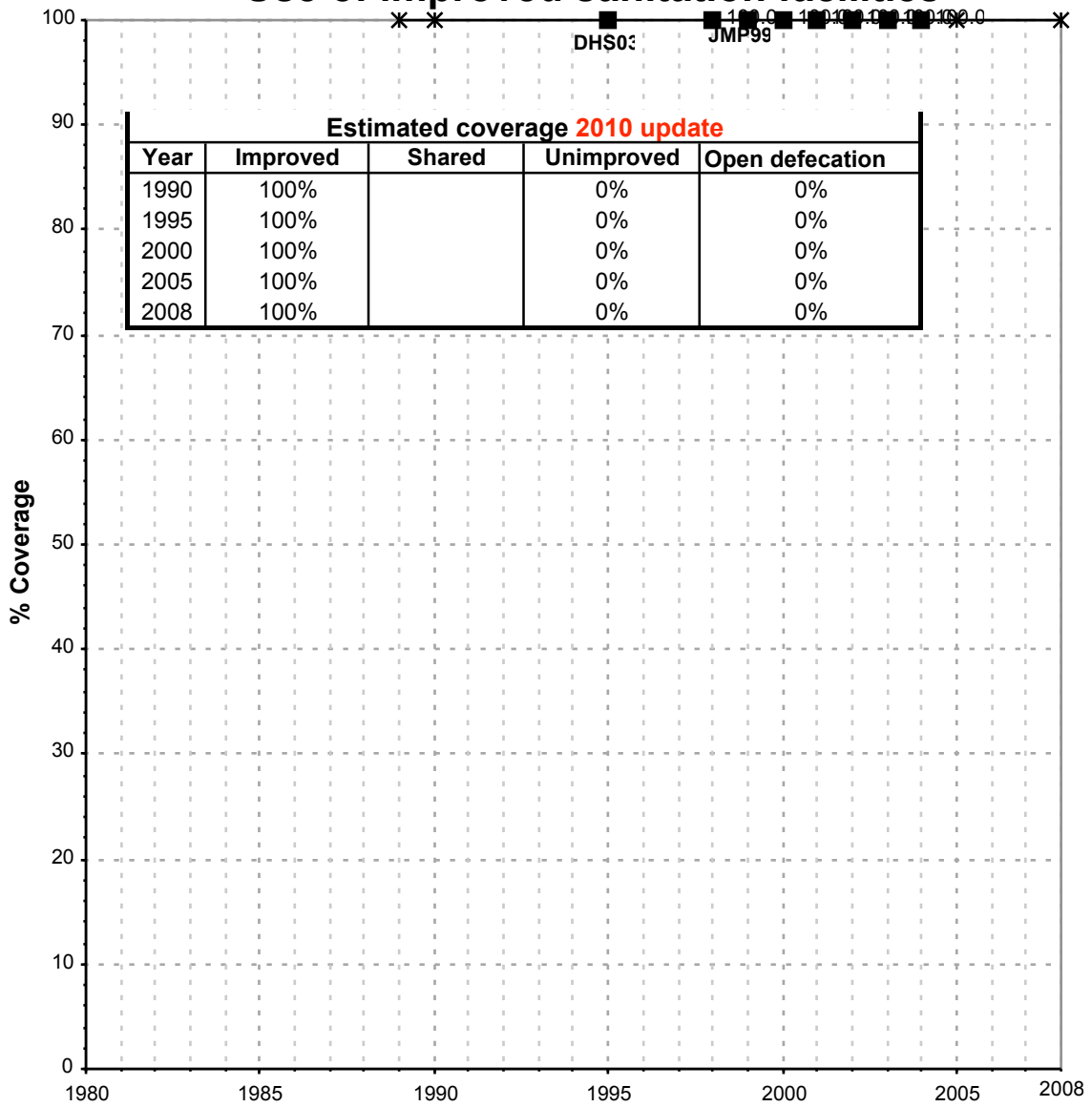
Use of sanitation facilities		ES95		Austria	
Euro Stat				1995	
95					
Original denomination	Classification	Urban	Rural	Total	
	Flush and pour flush	100.0	100.0	99.0	
Sewer	to piped sewer system			76.0	
Septic	to septic tank			23.0	
	to pit				
	to unknown place/ not sure/DK				
	to elsewhere				
	Flush/toilets				
	to piped sewer system				
	to septic tank				
	to pit				
	to unknown place/ not sure/DK				
	to elsewhere				
	Private flush/toilet				
	to piped sewer system				
	to septic tank				
	to pit				
	to unknown place/ not sure/DK				
	to elsewhere				
	Public/shared flush/toilet				
	to piped sewer system				
	to septic tank				
	to pit				
	to unknown place/ not sure/DK				
	to elsewhere				
	Latrines				
	Pour flush latrines				
	to piped sewer system				
	to septic tank				
	to pit				
	to unknown place/ not sure/DK				
	to elsewhere				
	Private pour flush latrine				
	to piped sewer system				
	to septic tank				
	to pit				
	to unknown place/ not sure/DK				
	to elsewhere				
	Public/shared pour flush latrine				
	to piped sewer system				
	to septic tank				
	to pit				
	to unknown place/ not sure/DK				
	to elsewhere				
	Dry latrines				
	Improved latrines				
	Ventilated Improved Pit latrine				
	Pit latrine with slab/covered latrine				
	Traditional latrine				
	Pit latrine without slab/open pit				
	Hanging toilet/hanging latrine				
	Bucket latrine				
	Other				
	Private Latrines				
	Ventilated Improved Pit latrine				
	Pit latrine with slab/covered latrine				
	Traditional latrine				
	Pit latrine without slab/open pit				
	Hanging toilet/hanging latrine				
	Bucket latrine				
	Other				
	Public/shared Latrines				
	Ventilated Improved Pit latrine				
	Pit latrine with slab/covered latrine				
	Traditional latrine				
	Pit latrine without slab/open pit				
	Hanging toilet/hanging latrine				
	Bucket latrine				
	Other				
	Composting toilets				
	Composting toilet (private)				
	Composting toilet (shared)				
	Other improved				
	Other				
	Other				
	No facility, bush, field				
	Other unimproved				
	Other				
	Other				
	DK/missing information				
	Total	100.0	100.0	99.0	
Calculations					
Estimations					
Access to improved sanitation :		100%	100%	99%	
Access to sewerage connections :				76%	
Used for the estimates :		Yes	Yes		
Used for the estimates :		No	No		
Ratios	Shared improved facilities/all improved facilities				
	Improved latrine / All latrines				
	Covered dry latrines / All dry latrines				
	VIP / All latrines				
	Traditional latrines / All latrines				
	Improved + traditional latrines / All latrines				
Sewerage connection among flush/pour flush					
Sewerage connection among flush					
Number of people covered by the survey					
Number of households covered by the survey					
Total population					
Comments					

Use of sanitation facilities		ES05		Austria		
Euro Stat					2005	
05					2005	
Original denomination	Classification	Urban	Rural	Total		
	Flush and pour flush	0.0	0.0	0.0		
Sewer	to piped sewer system					
Septic	to septic tank					
	to pit					
	to unknown place/ not sure/DK					
	to elsewhere					
	Flush/toilets					
	to piped sewer system					
	to septic tank					
	to pit					
	to unknown place/ not sure/DK					
	to elsewhere					
	Private flush/toilet					
	to piped sewer system					
	to septic tank					
	to pit					
	to unknown place/ not sure/DK					
	to elsewhere					
	Public/shared flush/toilet					
	to piped sewer system					
	to septic tank					
	to pit					
	to unknown place/ not sure/DK					
	to elsewhere					
	Latrines					
	Pour flush latrines					
	to piped sewer system					
	to septic tank					
	to pit					
	to unknown place/ not sure/DK					
	to elsewhere					
	Private pour flush latrine					
	to piped sewer system					
	to septic tank					
	to pit					
	to unknown place/ not sure/DK					
	to elsewhere					
	Public/shared pour flush latrine					
	to piped sewer system					
	to septic tank					
	to pit					
	to unknown place/ not sure/DK					
	to elsewhere					
	Dry latrines					
	Improved latrines					
	Ventilated Improved Pit latrine					
	Pit latrine with slab/covered latrine					
	Traditional latrine					
	Pit latrine without slab/open pit					
	Hanging toilet/hanging latrine					
	Bucket latrine					
	Other					
	Private Latrines					
	Ventilated Improved Pit latrine					
	Pit latrine with slab/covered latrine					
	Traditional latrine					
	Pit latrine without slab/open pit					
	Hanging toilet/hanging latrine					
	Bucket latrine					
	Other					
	Public/shared Latrines					
	Ventilated Improved Pit latrine					
	Pit latrine with slab/covered latrine					
	Traditional latrine					
	Pit latrine without slab/open pit					
	Hanging toilet/hanging latrine					
	Bucket latrine					
	Other					
	Composting toilets					
	Composting toilet (private)					
	Composting toilet (shared)					
	Other improved					
	Other					
	Other					
	No facility, bush, field					
	Other unimproved					
	Other					
	Other					
	DK/missing information					
	Total	0.0	0.0	0.0		
Calculations						
Estimations						
Access to improved sanitation :		0%	0%	0%		
Access to sewerage connections :						
Used for the estimates :		No	No			
Used for the estimates :		No	No			
Ratios	Shared improved facilities/all improved facilities					
	Improved latrine / All latrines					
	Covered dry latrines / All dry latrines					
	VIP / All latrines					
	Traditional latrines / All latrines					
	Improved + traditional latrines / All latrines					
	Sewerage connection among flush/pour flush					
	Sewerage connection among flush					
	Number of people covered by the survey					
	Number of households covered by the survey					
	Total population					
Comments						

Use of sanitation facilities		ES07		Austria		
Euro Stat				2007		
07				2007		
Original denomination	Classification	Urban	Rural	Total		
	Flush and pour flush	0.0	0.0	0.0		
Sewer	to piped sewer system					
Septic	to septic tank					
	to pit					
	to unknown place/ not sure/DK					
	to elsewhere					
	Flush/toilets					
	to piped sewer system					
	to septic tank					
	to pit					
	to unknown place/ not sure/DK					
	to elsewhere					
	Private flush/toilet					
	to piped sewer system					
	to septic tank					
	to pit					
	to unknown place/ not sure/DK					
	to elsewhere					
	Public/shared flush/toilet					
	to piped sewer system					
	to septic tank					
	to pit					
	to unknown place/ not sure/DK					
	to elsewhere					
	Latrines					
	Pour flush latrines					
	to piped sewer system					
	to septic tank					
	to pit					
	to unknown place/ not sure/DK					
	to elsewhere					
	Private pour flush latrine					
	to piped sewer system					
	to septic tank					
	to pit					
	to unknown place/ not sure/DK					
	to elsewhere					
	Public/shared pour flush latrine					
	to piped sewer system					
	to septic tank					
	to pit					
	to unknown place/ not sure/DK					
	to elsewhere					
	Dry latrines					
	Improved latrines					
	Ventilated Improved Pit latrine					
	Pit latrine with slab/covered latrine					
	Traditional latrine					
	Pit latrine without slab/open pit					
	Hanging toilet/hanging latrine					
	Bucket latrine					
	Other					
	Private Latrines					
	Ventilated Improved Pit latrine					
	Pit latrine with slab/covered latrine					
	Traditional latrine					
	Pit latrine without slab/open pit					
	Hanging toilet/hanging latrine					
	Bucket latrine					
	Other					
	Public/shared Latrines					
	Ventilated Improved Pit latrine					
	Pit latrine with slab/covered latrine					
	Traditional latrine					
	Pit latrine without slab/open pit					
	Hanging toilet/hanging latrine					
	Bucket latrine					
	Other					
	Composting toilets					
	Composting toilet (private)					
	Composting toilet (shared)					
	Other improved					
	Other					
	Other					
	No facility, bush, field					
	Other unimproved					
	Other					
	Other					
	DK/missing information					
	Total	0.0	0.0	0.0		
Calculations						
Estimations						
Access to improved sanitation :		0%	0%	0%		
Access to sewerage connections :						
Used for the estimates :		No	No			
Used for the estimates :		No	No			
Ratios	Shared improved facilities/all improved facilities					
	Improved latrine / All latrines					
	Covered dry latrines / All dry latrines					
	VIP / All latrines					
	Traditional latrines / All latrines					
	Improved + traditional latrines / All latrines					
Sewerage connection among flush/pour flush						
Sewerage connection among flush						
Number of people covered by the survey						
Number of households covered by the survey						
Total population						
Comments						

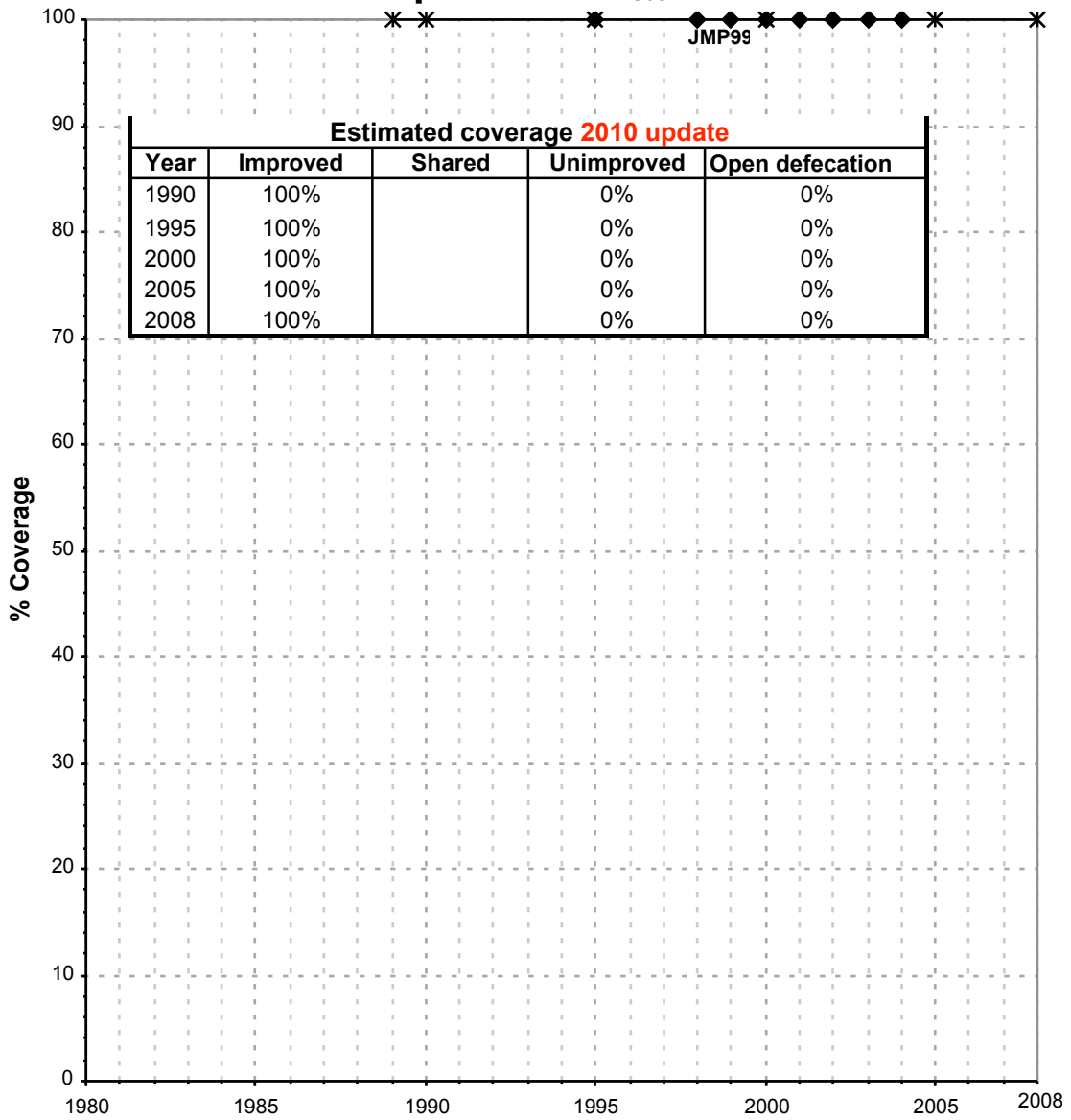
Austria			SANITATION																
			URBAN								RURAL								
			Sewer connection		Total		Open defecation		Shared		Sewer connection		Total		Open defecation		Shared		
Source	Code	Year	Used	Not used	Used	Not used	Used	Not used	Used	Not used	Used	Not used	Used	Not used	Used	Not used	Used	Not used	
Global Water Supply and Sanitation Assessment 2000.	JMP99	1999	100.0		100.0						82.0		100.0						
Euro Stat	ES90	1990				0.0								0.0					
Euro Stat	ES91	1991				0.0								0.0					
Euro Stat	ES92	1992				0.0								0.0					
Euro Stat	ES93	1993				0.0								0.0					
Euro Stat	ES94	1994				0.0								0.0					
Euro Stat	ES95	1995			100.0								100.0						
Euro Stat	ES96	1996				0.0								0.0					
Euro Stat	ES97	1997				0.0								0.0					
Euro Stat	ES98	1998			100.0								100.0						
Euro Stat	ES99	1999				0.0								0.0					
Euro Stat	ES00	2000			100.0								100.0						
Euro Stat	ES01	2001			100.0								100.0						
Euro Stat	ES02	2002			100.0								100.0						
Euro Stat	ES03	2003			100.0								100.0						
Euro Stat	ES04	2004			100.0								100.0						
Euro Stat	ES05	2005				0.0								0.0					
Euro Stat	ES06	2006				0.0								0.0					
Euro Stat	ES07	2007				0.0								0.0					

Austria - urban - Use of improved sanitation facilities



Used for the estimates
 * Estimates
 JMP 2010 estimate

Austria - rural - Use of improved sanitation facilities



Used for the estimates
 * Estimates
 JMP 2010 estimate

Sanitation

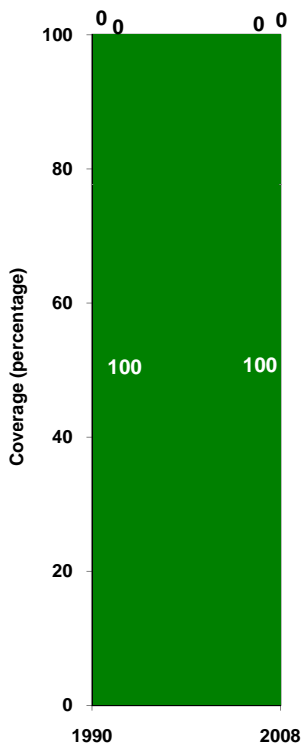
Austria	Sanitation coverage estimates					
	Urban (%)		Rural (%)		Total (%)	
	1990	2008	1990	2008	1990	2008
Improved facilities	100	100	100	100	100	100
Shared facilities						
Unimproved facilities	0	0	0	0	0	0
Open defecation	0	0	0	0	0	0

Source: WHO/UNICEF JMP, 2010

Austria	Urban		Rural		Total	
	1990	2008	1990	2008	1990	2008
Population (x1000)	5,045	5,595	2,626	2,742	7,671	8,337

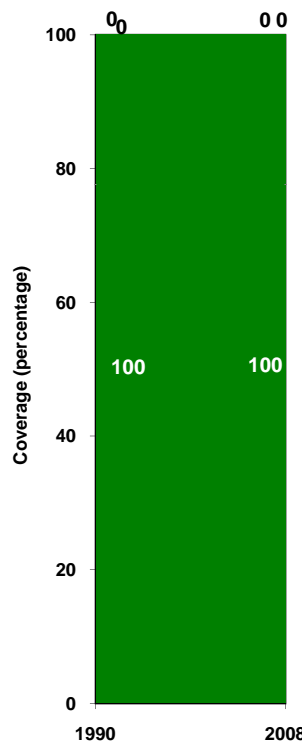
Source: UN / Population Division, 2008

Urban sanitation trends



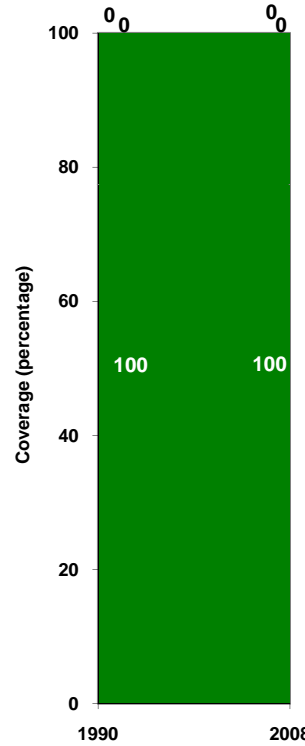
- Improved facilities
- Shared facilities
- Unimproved facilities
- Open defecation

Rural sanitation trends



- Improved facilities
- Shared facilities
- Unimproved facilities
- Open defecation

Total sanitation trends



- Improved facilities
- Shared facilities
- Unimproved facilities
- Open defecation