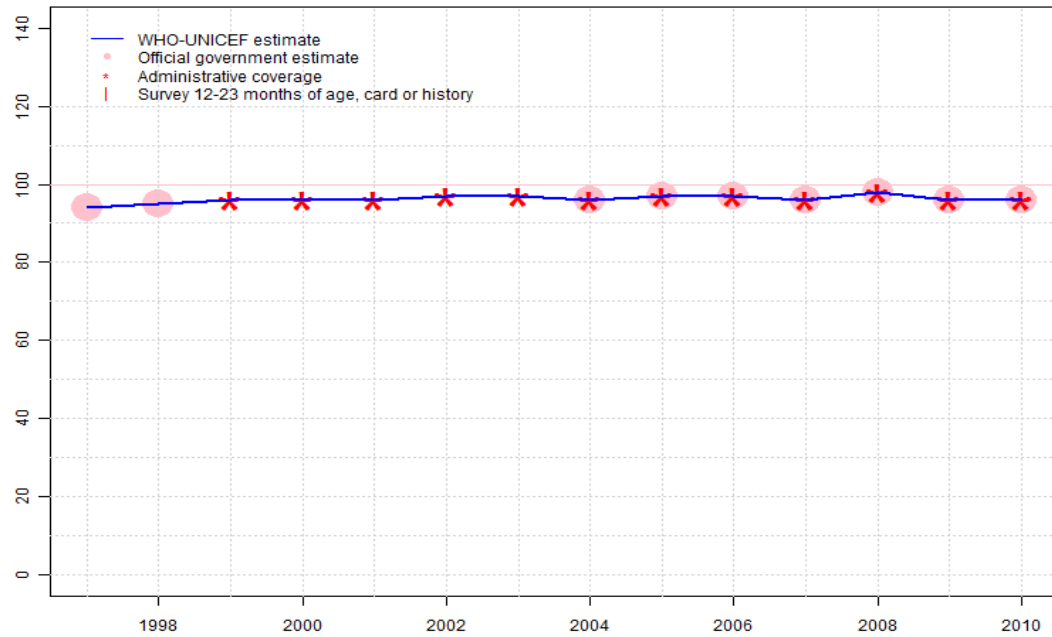


Russian Federation - BCG

RUS - BCG



Description:

1997: Legacy estimate.

1998: Estimate based on reported data.

1999: Estimate based on reported data.

2000: Estimate based on reported data. Current estimate of 96 percent changed from previous revision value of 97 percent.

2001: Estimate based on reported data. Current estimate of 96 percent changed from previous revision value of 97 percent.

2002: Estimate based on reported data.

2003: Estimate based on reported data.

2004: Estimate based on reported data.

2005: Estimate based on reported data.

2006: Estimate based on reported data.

2007: Estimate based on reported data.

2008: Estimate based on reported data.

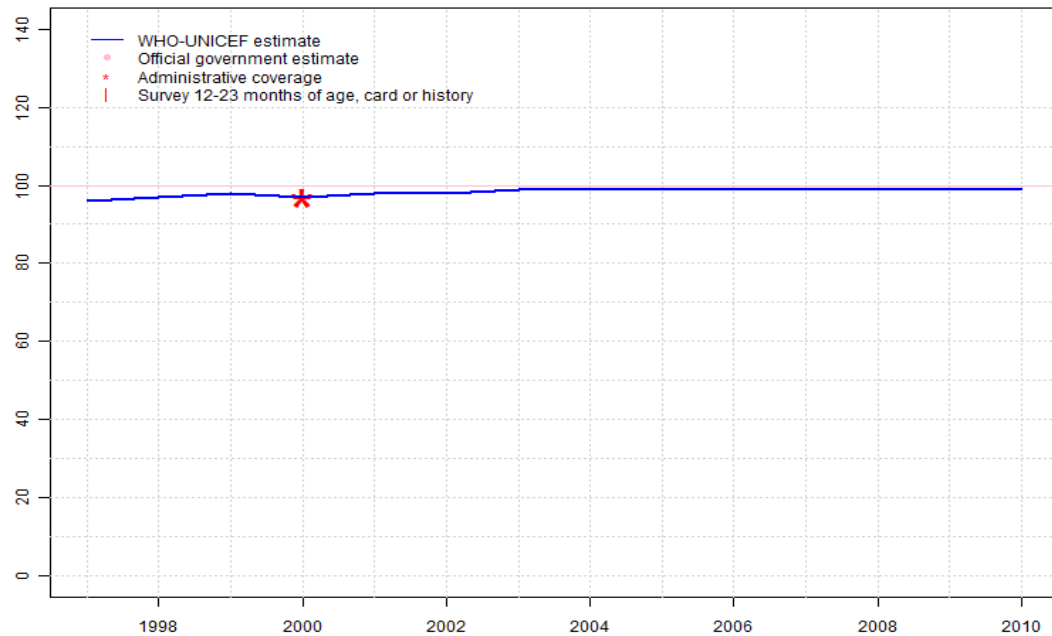
2009: Estimate based on reported data.

2010: Estimate based on reported data.

	1997	1998	1999	2000	2001	2002	2003	2004	2005	2006	2007	2008	2009	2010
Estimate	94	95	96	96	96	97	97	96	97	97	96	98	96	96
Official	94	95	NA	NA	NA	NA	NA	96	97	97	96	98	96	96
Administrative	NA	NA	96	96	96	97	97	96	97	97	96	98	96	96
Survey	NA	NA	NA	NA	NA	NA	NA	NA	NA	NA	NA	NA	NA	NA

Russian Federation - DTP1

RUS - DTP1



	1997	1998	1999	2000	2001	2002	2003	2004	2005	2006	2007	2008	2009	2010
Estimate	96	97	98	97	98	98	99	99	99	99	99	99	99	99
Official	NA	NA	NA	NA	NA	NA	NA	NA	NA	NA	NA	NA	NA	NA
Administrative	NA	NA	NA	97	NA	NA	NA	NA	NA	NA	NA	NA	NA	NA
Survey	NA	NA	NA	NA	NA	NA	NA	NA	NA	NA	NA	NA	NA	NA

Description:

1997: Legacy estimate.

1998: No DTP1 data. Estimate based on DTP3 coverage of 91. Current estimate of 97 percent changed from previous revision value of 96 percent.

1999: No DTP1 data. Estimate based on DTP3 coverage of 95. Current estimate of 98 percent changed from previous revision value of 96 percent.

2000: Estimate is based on reported data. Current estimate of 97 percent changed from previous revision value of 96 percent.

2001: No DTP1 data. Estimate based on DTP3 coverage of 96. Current estimate of 98 percent changed from previous revision value of 96 percent.

2002: No DTP1 data. Estimate based on DTP3 coverage of 96. Current estimate of 98 percent changed from previous revision value of 96 percent.

2003: No DTP1 data. Estimate based on DTP3 coverage of 97. Current estimate of 99 percent changed from previous revision value of 98 percent.

2004: No DTP1 data. Estimate based on DTP3 coverage of 97. Current estimate of 99 percent changed from previous revision value of 98 percent.

2005: No DTP1 data. Estimate based on DTP3 coverage of 98. Current estimate of 99 percent changed from previous revision value of 98 percent.

2006: No DTP1 data. Estimate based on DTP3 coverage of 99. Current estimate of 99 percent changed from previous revision value of 98 percent.

2007: No DTP1 data. Estimate based on DTP3 coverage of 98. Current estimate of 99 percent changed from previous revision value of 98 percent.

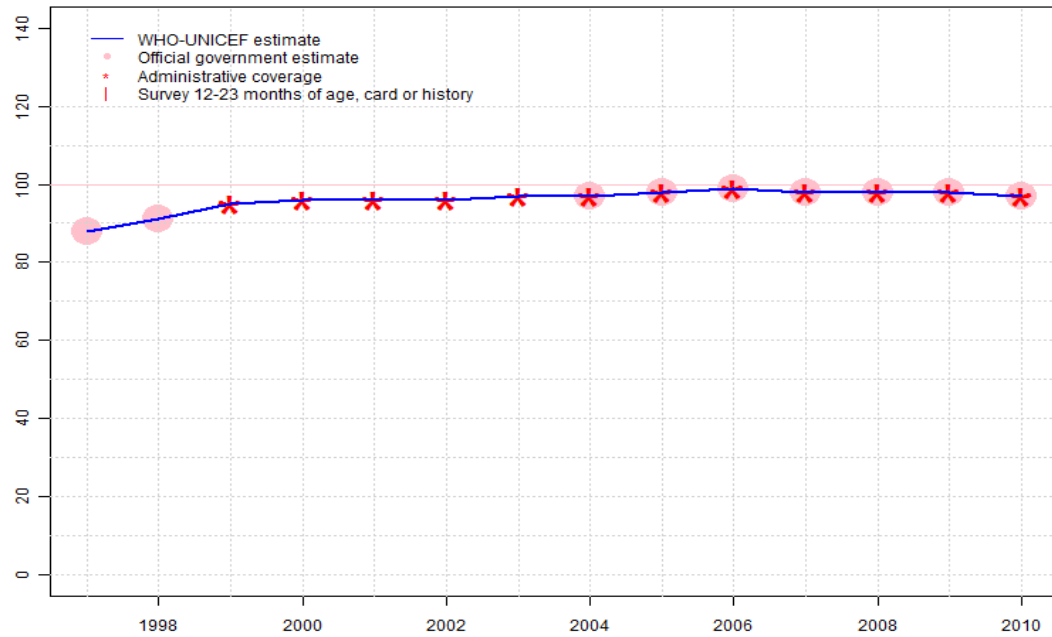
2008: No DTP1 data. Estimate based on DTP3 coverage of 98. Current estimate of 99 percent changed from previous revision value of 98 percent.

2009: No DTP1 data. Estimate based on DTP3 coverage of 98. Current estimate of 99 percent changed from previous revision value of 98 percent.

2010: No DTP1 data. Estimate based on DTP3 coverage of 97.

Russian Federation - DTP3

RUS - DTP3



Description:

1997: Legacy estimate.

1998: Estimate based on reported data.

1999: Estimate based on reported data.

2000: Estimate based on reported data.

2001: Estimate based on reported data.

2002: Estimate based on reported data.

2003: Estimate based on reported data. Current estimate of 97 percent changed from previous revision value of 98 percent.

2004: Estimate based on reported data.

2005: Estimate based on reported data.

2006: Estimate based on reported data.

2007: Estimate based on reported data.

2008: Estimate based on reported data.

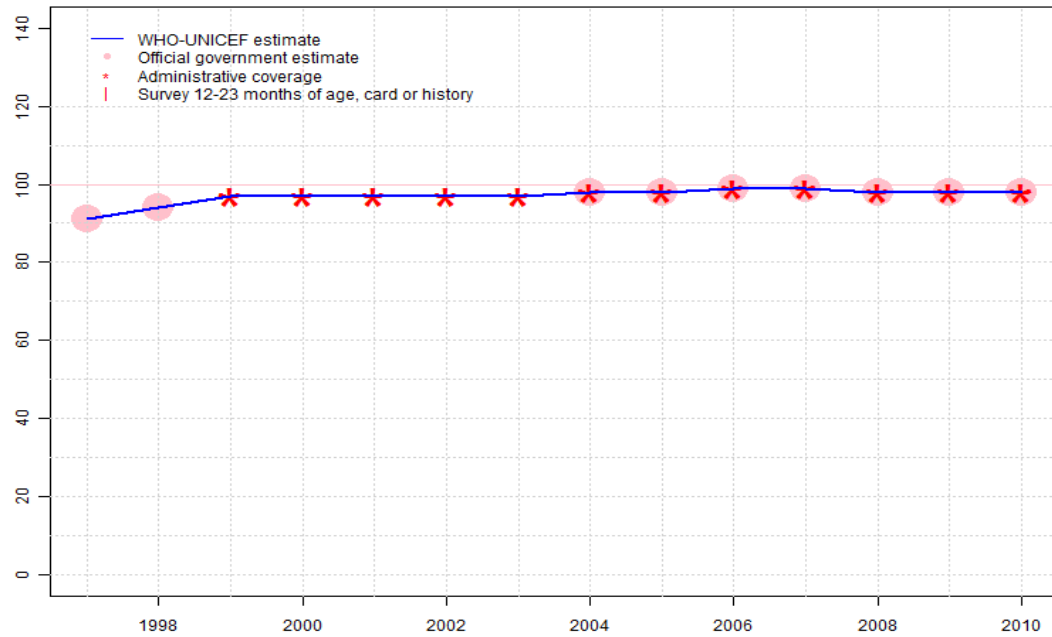
2009: Estimate based on reported data.

2010: Estimate based on reported data.

	1997	1998	1999	2000	2001	2002	2003	2004	2005	2006	2007	2008	2009	2010
Estimate	88	91	95	96	96	96	97	97	98	99	98	98	98	97
Official	88	91	NA	NA	NA	NA	NA	97	98	99	98	98	98	97
Administrative	NA	NA	95	96	96	96	97	97	98	99	98	98	98	97
Survey	NA	NA	NA	NA	NA	NA	NA	NA	NA	NA	NA	NA	NA	NA

Russian Federation - Pol3

RUS - Pol3



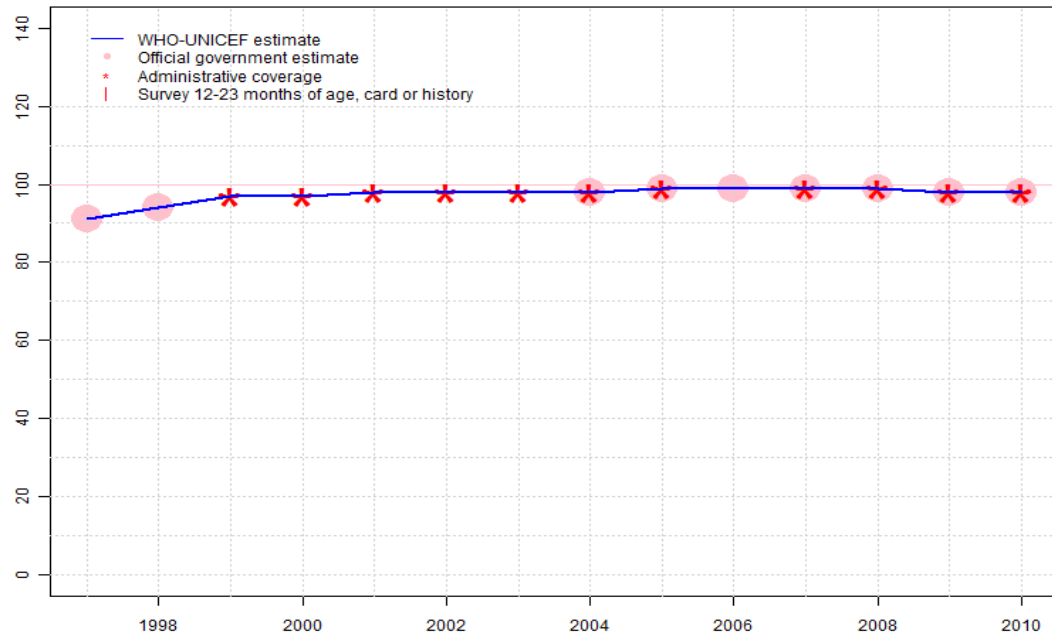
Description:

1997: Legacy estimate.
 1998: Estimate based on reported data.
 1999: Estimate based on reported data.
 2000: Estimate based on reported data.
 2001: Estimate based on reported data.
 2002: Estimate based on reported data.
 2003: Estimate based on reported data.
 2004: Estimate based on reported data.
 2005: Estimate based on reported data.
 2006: Estimate based on reported data.
 2007: Estimate based on reported data.
 2008: Estimate based on reported data.
 2009: Estimate based on reported data.
 2010: Estimate based on reported data.

	1997	1998	1999	2000	2001	2002	2003	2004	2005	2006	2007	2008	2009	2010
Estimate	91	94	97	97	97	97	97	98	98	99	99	98	98	98
Official	91	94	NA	NA	NA	NA	NA	98	98	99	99	98	98	98
Administrative	NA	NA	97	97	97	97	97	98	98	99	99	98	98	98
Survey	NA	NA	NA	NA	NA	NA	NA	NA	NA	NA	NA	NA	NA	NA

Russian Federation - MCV

RUS - MCV



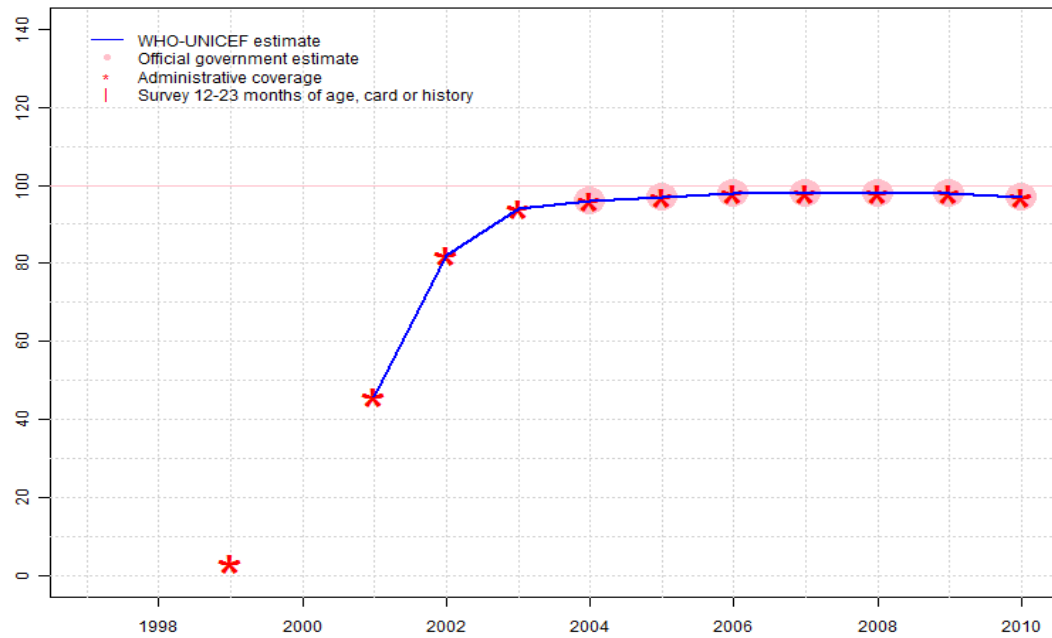
Description:

- 1997: Legacy estimate.
- 1998: Estimate based on reported data.
- 1999: Estimate based on reported data.
- 2000: Estimate based on reported data.
- 2001: Estimate based on reported data.
- 2002: Estimate based on reported data.
- 2003: Estimate based on reported data. Current estimate of 98 percent changed from previous revision value of 96 percent.
- 2004: Estimate based on reported data.
- 2005: Estimate based on reported data.
- 2006: Estimate based on reported data.
- 2007: Estimate based on reported data.
- 2008: Estimate based on reported data.
- 2009: Estimate based on reported data.
- 2010: Estimate based on reported data.

	1997	1998	1999	2000	2001	2002	2003	2004	2005	2006	2007	2008	2009	2010
Estimate	91	94	97	97	98	98	98	98	99	99	99	99	98	98
Official	91	94	NA	NA	NA	NA	NA	98	99	99	99	99	98	98
Administrative	NA	NA	97	97	98	98	98	98	99	NA	99	99	98	98
Survey	NA	NA	NA	NA	NA	NA	NA	NA	NA	NA	NA	NA	NA	NA

Russian Federation - HepB3

RUS - HepB3

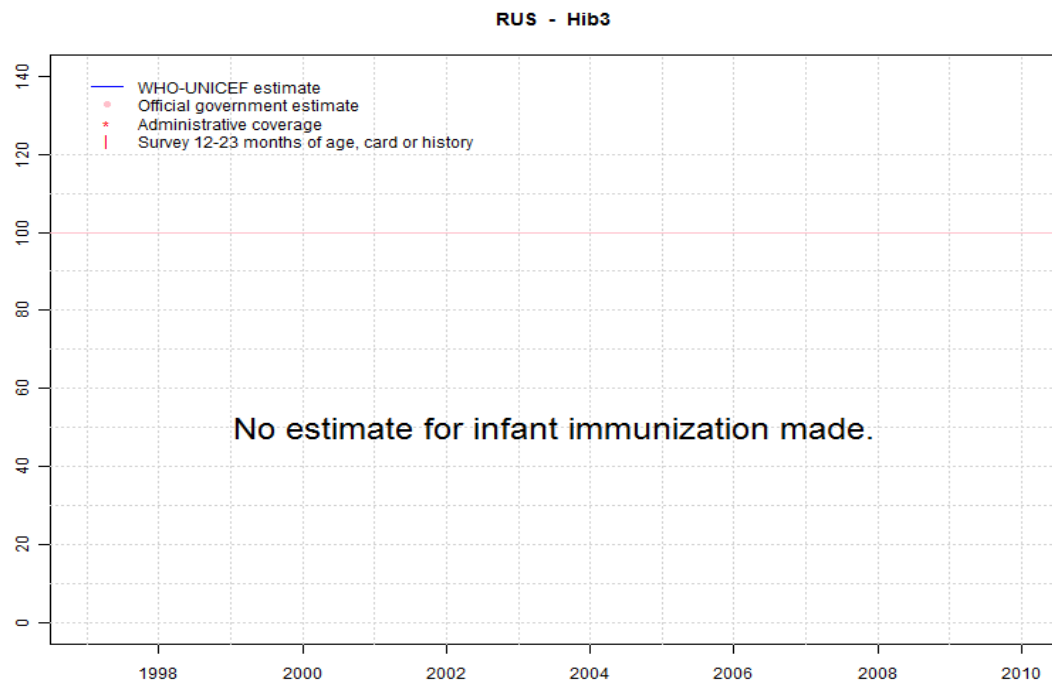


Description:

- 2001: Estimate based on reported data. HepB introduced in 2000. Reporting started in 2001.
- 2002: Estimate based on reported data.
- 2003: Estimate based on reported data.
- 2004: Estimate based on reported data.
- 2005: Estimate based on reported data.
- 2006: Estimate based on reported data.
- 2007: Estimate based on reported data.
- 2008: Estimate based on reported data.
- 2009: Estimate based on reported data.
- 2010: Estimate based on reported data.

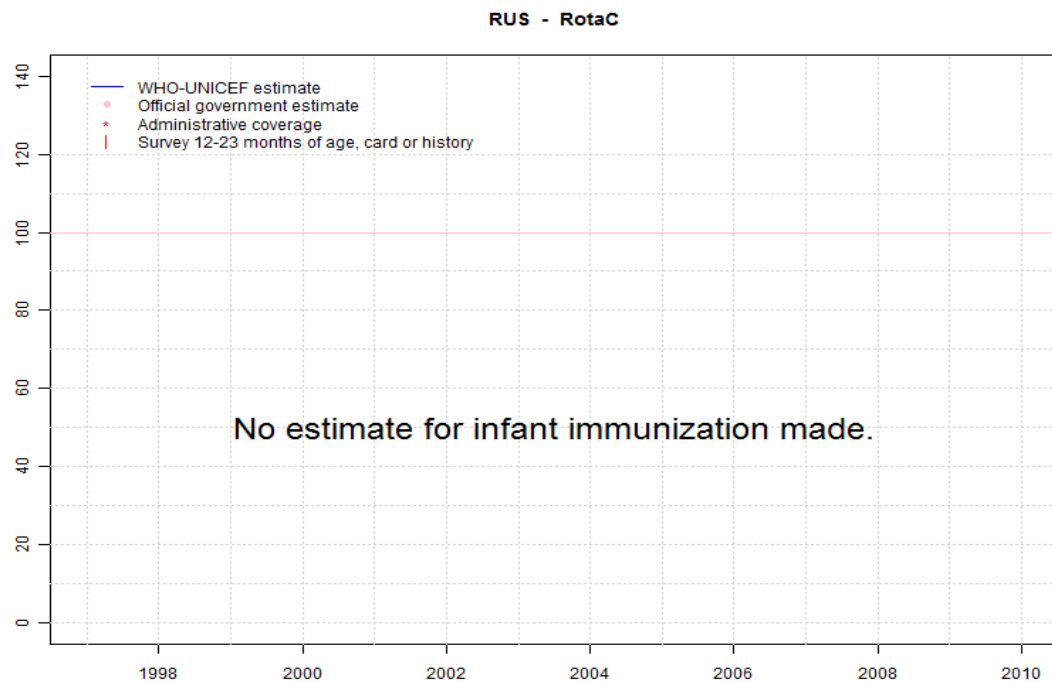
	1997	1998	1999	2000	2001	2002	2003	2004	2005	2006	2007	2008	2009	2010
Estimate	NA	NA	NA	NA	46	82	94	96	97	98	98	98	98	97
Official	NA	NA	NA	NA	NA	NA	NA	96	97	98	98	98	98	97
Administrative	NA	NA	3	NA	46	82	94	96	97	98	98	98	98	97
Survey	NA	NA	NA	NA	NA	NA	NA	NA	NA	NA	NA	NA	NA	NA

Russian Federation - Hib3



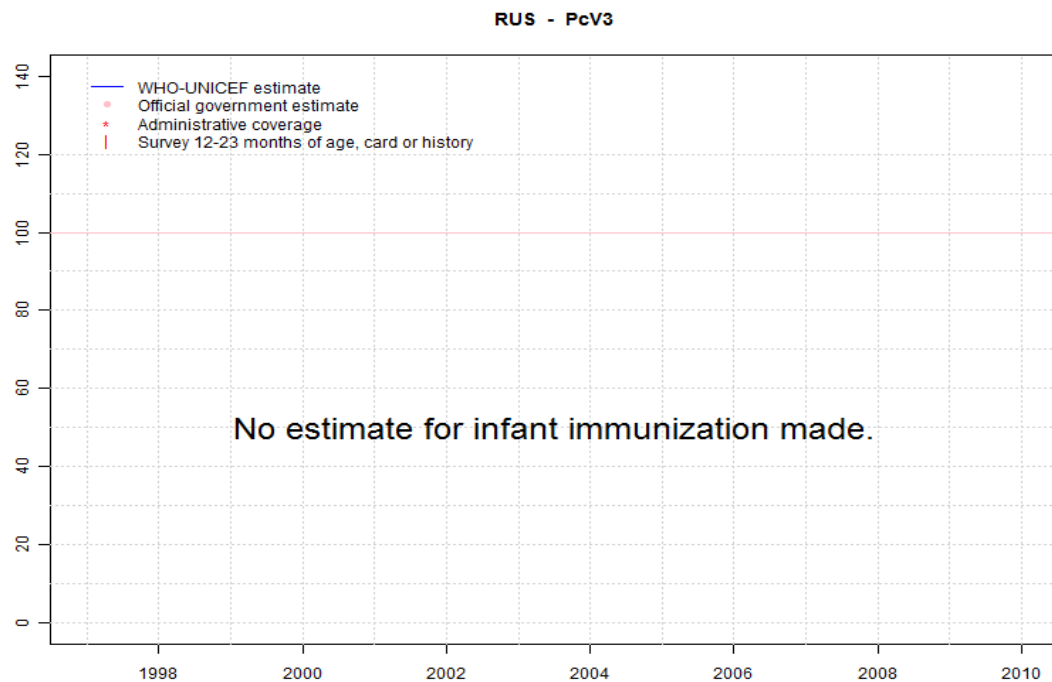
	1997	1998	1999	2000	2001	2002	2003	2004	2005	2006	2007	2008	2009	2010
Estimate	NA	NA	NA	NA	NA	NA	NA	NA	NA	NA	NA	NA	NA	NA
Official	NA	NA	NA	NA	NA	NA	NA	NA	NA	NA	NA	NA	NA	NA
Administrative	NA	NA	NA	NA	NA	NA	NA	NA	NA	NA	NA	NA	NA	NA
Survey	NA	NA	NA	NA	NA	NA	NA	NA	NA	NA	NA	NA	NA	NA

Russian Federation - RotaC



	1997	1998	1999	2000	2001	2002	2003	2004	2005	2006	2007	2008	2009	2010
Estimate	NA	NA	NA	NA	NA	NA	NA	NA	NA	NA	NA	NA	NA	NA
Official	NA	NA	NA	NA	NA	NA	NA	NA	NA	NA	NA	NA	NA	NA
Administrative	NA	NA	NA	NA	NA	NA	NA	NA	NA	NA	NA	NA	NA	NA
Survey	NA	NA	NA	NA	NA	NA	NA	NA	NA	NA	NA	NA	NA	NA

Russian Federation - PcV3



	1997	1998	1999	2000	2001	2002	2003	2004	2005	2006	2007	2008	2009	2010
Estimate	NA	NA	NA	NA	NA	NA	NA	NA	NA	NA	NA	NA	NA	NA
Official	NA	NA	NA	NA	NA	NA	NA	NA	NA	NA	NA	NA	NA	NA
Administrative	NA	NA	NA	NA	NA	NA	NA	NA	NA	NA	NA	NA	NA	NA
Survey	NA	NA	NA	NA	NA	NA	NA	NA	NA	NA	NA	NA	NA	NA

Further information and estimates for 1980-1996 are available at:

http://www.childinfo.org/immunization_countryreports.html

http://www.who.int/immunization_monitoring/routine/immunization_coverage/en/index4.html