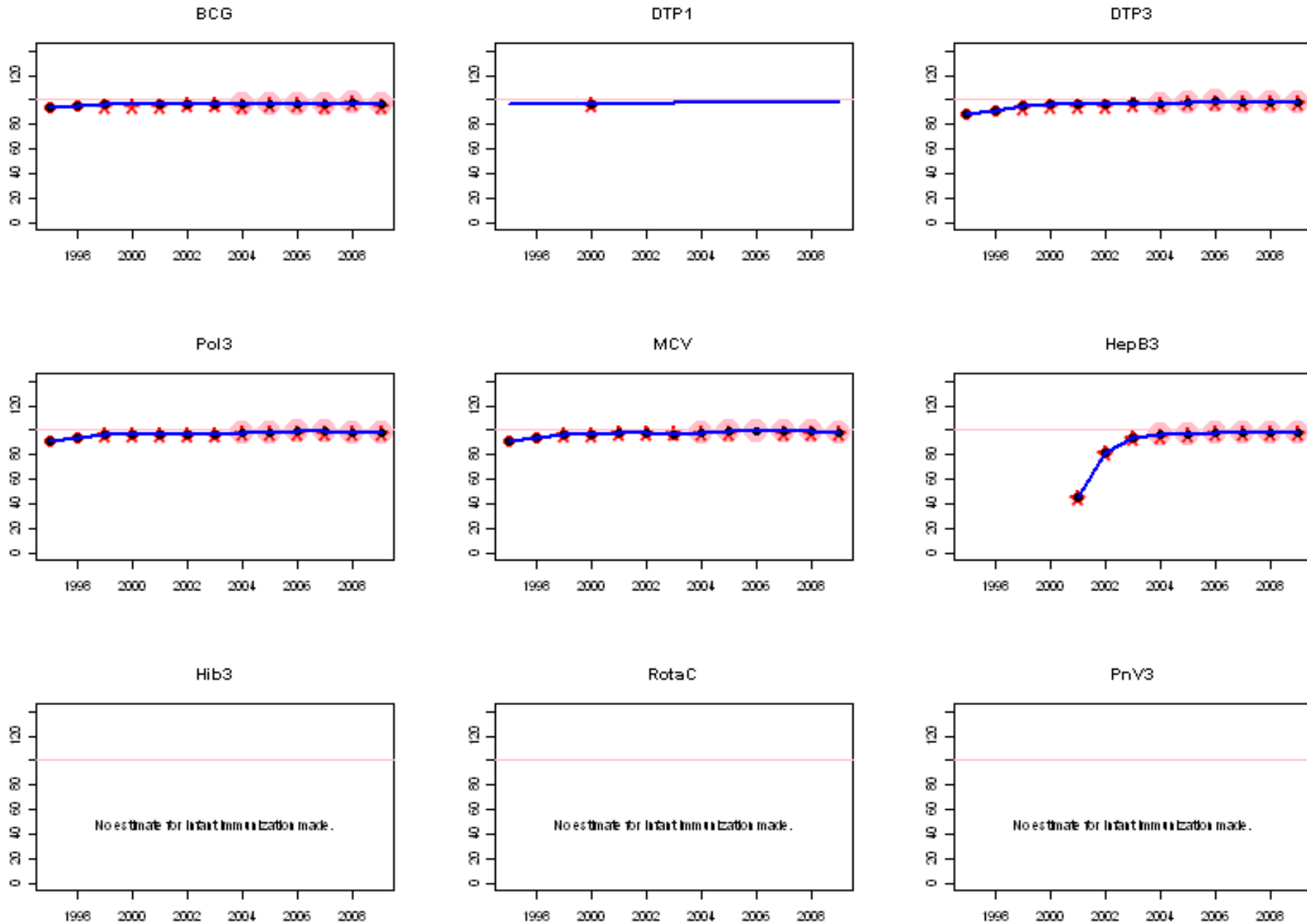
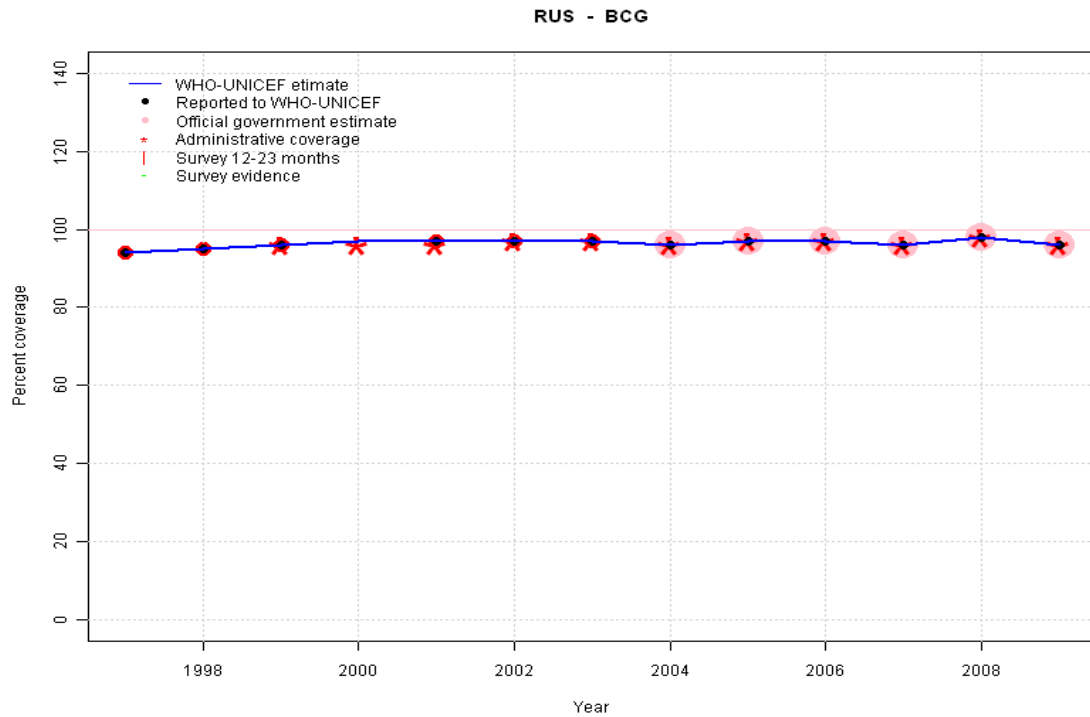


Russian Federation: WHO and UNICEF estimates of immunization coverage, 1997 - 2009



Russian Federation - BCG

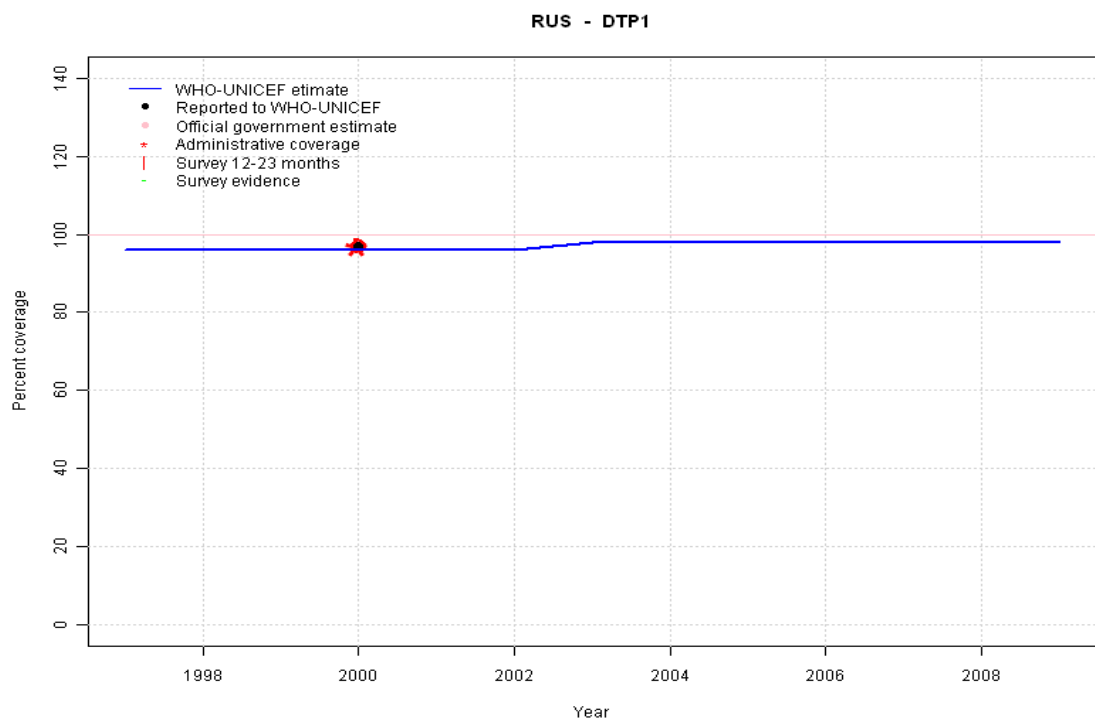
Description:



- 1997: Legacy estimate.
- 1998: Estimate based on reported data.
- 1999: Estimate based on reported data.
- 2000: Estimate based on trend in reported data. Missing or ignored reported value estimated by interpolation between reported values of 96 percent in 1999 and 97 percent in 2001.
- 2001: Estimate based on reported data.
- 2002: Estimate based on reported data.
- 2003: Estimate based on reported data.
- 2004: Estimate based on reported data.
- 2005: Estimate based on reported data.
- 2006: Estimate based on reported data.
- 2007: Estimate based on reported data.
- 2008: Estimate based on reported data.
- 2009: Estimate based on reported data.

	1997	1998	1999	2000	2001	2002	2003	2004	2005	2006	2007	2008	2009
Estimate	94	95	96	97	97	97	97	96	97	97	96	98	96
Reported	94	95	96	NA	97	97	97	96	97	97	96	98	96
Official	NA	NA	NA	NA	NA	NA	NA	96	97	97	96	98	96
Administrative	NA	NA	96	96	96	97	97	96	97	97	96	98	96
Survey	NA	NA	NA	NA	NA	NA	NA	NA	NA	NA	NA	NA	NA

Russian Federation - DTP1



	1997	1998	1999	2000	2001	2002	2003	2004	2005	2006	2007	2008	2009
Estimate	96	96	96	96	96	96	98	98	98	98	98	98	98
Reported	NA	NA	NA	97	NA	NA	NA	NA	NA	NA	NA	NA	NA
Official	NA	NA	NA	NA	NA	NA	NA	NA	NA	NA	NA	NA	NA
Administrative	NA	NA	NA	97	NA	NA	NA	NA	NA	NA	NA	NA	NA
Survey	NA	NA	NA	NA	NA	NA	NA	NA	NA	NA	NA	NA	NA

Description:

1997: Legacy estimate.

1998: Estimate calibrated to 1997 level (96 percent) and reported coverage (97 percent).

1999: Estimate calibrated to 1997 level (96 percent) and reported coverage (97 percent).

2000: Estimate calibrated to 1997 level (96 percent) and reported coverage (97 percent).

2001: Estimate calibrated to 1997 level (96 percent) and reported coverage (97 percent).

2002: Estimate calibrated to 1997 level (96 percent) and reported coverage (97 percent).

2003: Estimated DTP3 greater than estimated DTP1; DTP1 estimate based on the relationship between DTP1 and DTP3 from 282 surveys.

2004: Estimated DTP3 greater than estimated DTP1; DTP1 estimate based on the relationship between DTP1 and DTP3 from 282 surveys.

2005: Estimated DTP3 greater than estimated DTP1; DTP1 estimate based on the relationship between DTP1 and DTP3 from 282 surveys.

2006: Estimated DTP3 greater than estimated DTP1; DTP1 estimate based on the relationship between DTP1 and DTP3 from 282 surveys.

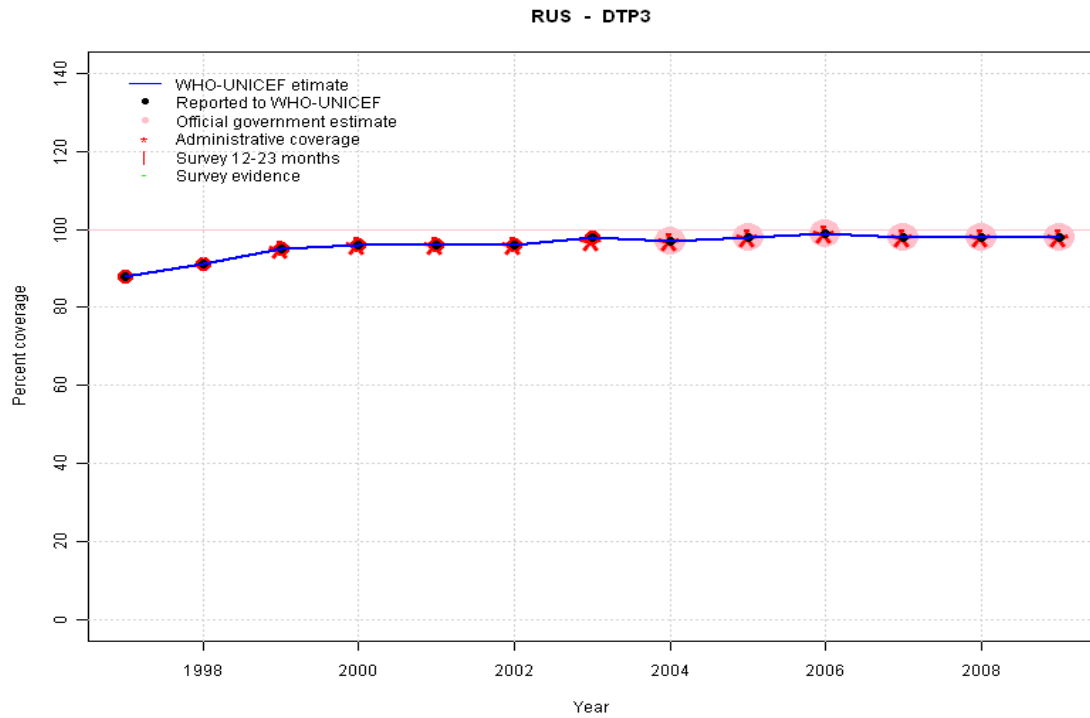
2007: Estimated DTP3 greater than estimated DTP1; DTP1 estimate based on the relationship between DTP1 and DTP3 from 282 surveys.

2008: Estimated DTP3 greater than estimated DTP1; DTP1 estimate based on the relationship between DTP1 and DTP3 from 282 surveys.

2009: Estimated DTP3 greater than estimated DTP1; DTP1 estimate based on the relationship between DTP1 and DTP3 from 282 surveys.

Russian Federation - DTP3

Description:

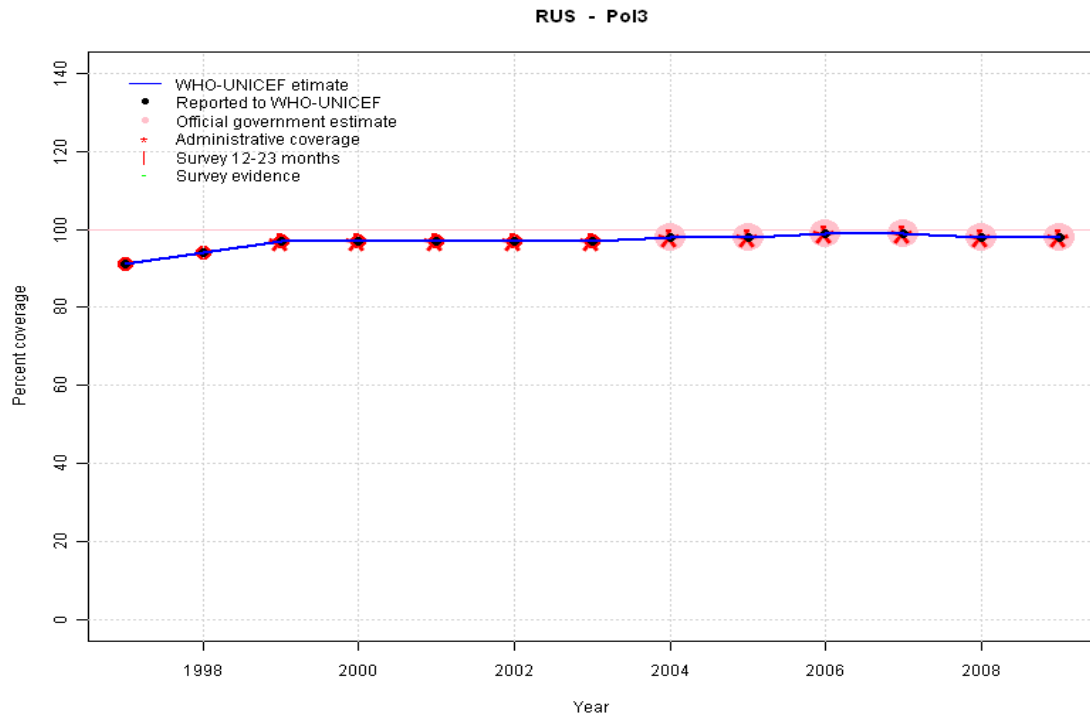


1997: Legacy estimate.
 1998: Estimate based on reported data.
 1999: Estimate based on reported data.
 2000: Estimate based on reported data.
 2001: Estimate based on reported data.
 2002: Estimate based on reported data.
 2003: Estimate based on reported data.
 2004: Estimate based on reported data.
 2005: Estimate based on reported data.
 2006: Estimate based on reported data.
 2007: Estimate based on reported data.
 2008: Estimate based on reported data.
 2009: Estimate based on reported data.

	1997	1998	1999	2000	2001	2002	2003	2004	2005	2006	2007	2008	2009
Estimate	88	91	95	96	96	96	98	97	98	99	98	98	98
Reported	88	91	95	96	96	96	98	97	98	99	98	98	98
Official	NA	NA	NA	NA	NA	NA	NA	97	98	99	98	98	98
Administrative	NA	NA	95	96	96	96	97	97	98	99	98	98	98
Survey	NA	NA	NA	NA	NA	NA	NA	NA	NA	NA	NA	NA	NA

Russian Federation - Pol3

Description:

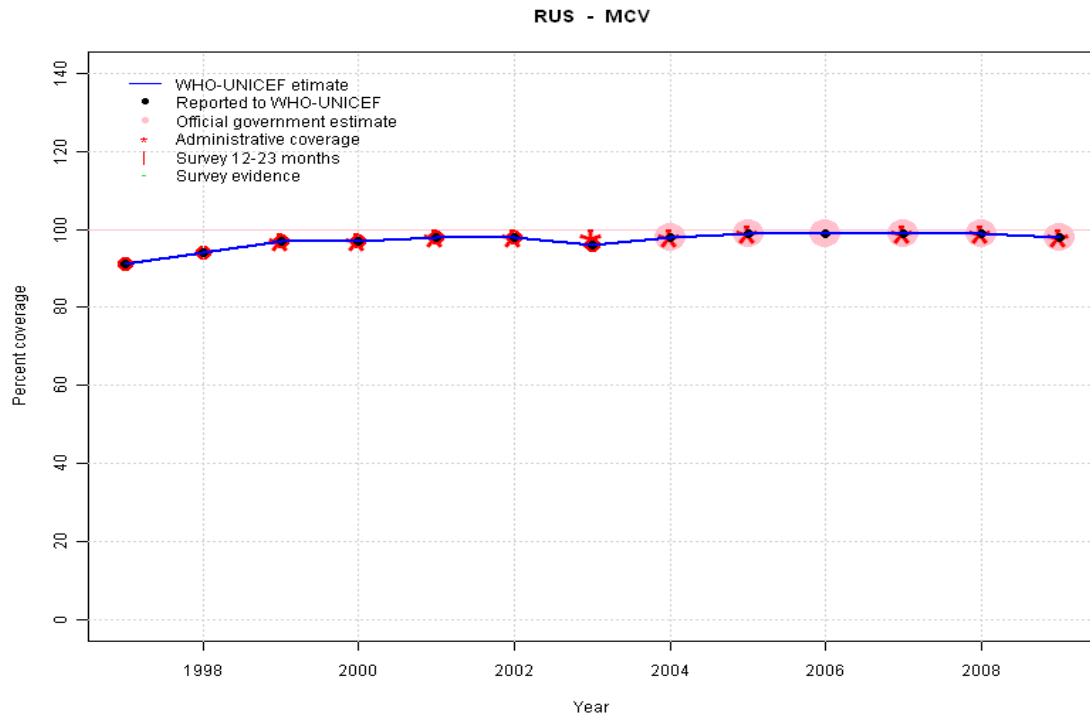


1997: Legacy estimate.
 1998: Estimate based on reported data.
 1999: Estimate based on reported data.
 2000: Estimate based on reported data.
 2001: Estimate based on reported data.
 2002: Estimate based on reported data.
 2003: Estimate based on reported data.
 2004: Estimate based on reported data.
 2005: Estimate based on reported data.
 2006: Estimate based on reported data.
 2007: Estimate based on reported data.
 2008: Estimate based on reported data.
 2009: Estimate based on reported data.

	1997	1998	1999	2000	2001	2002	2003	2004	2005	2006	2007	2008	2009
Estimate	91	94	97	97	97	97	97	98	98	99	99	98	98
Reported	91	94	97	97	97	97	97	98	98	99	99	98	98
Official	NA	NA	NA	NA	NA	NA	NA	98	98	99	99	98	98
Administrative	NA	NA	97	97	97	97	97	98	98	99	99	98	98
Survey	NA	NA	NA	NA	NA	NA	NA	NA	NA	NA	NA	NA	NA

Russian Federation - MCV

Description:

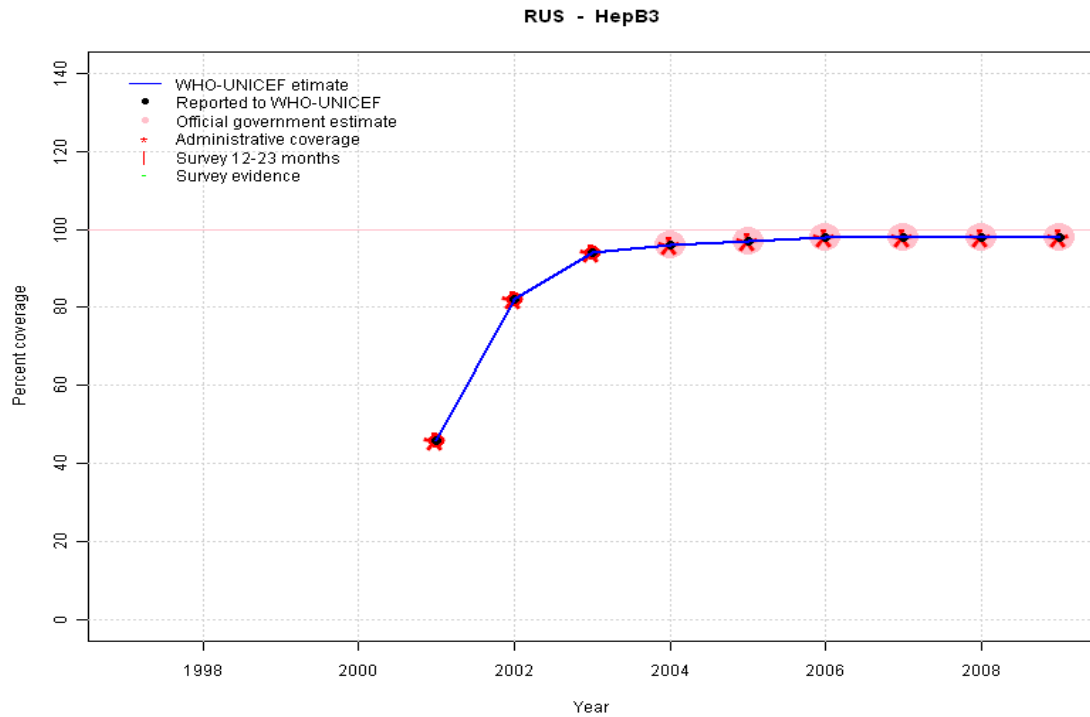


1997: Legacy estimate.
 1998: Estimate based on reported data.
 1999: Estimate based on reported data.
 2000: Estimate based on reported data.
 2001: Estimate based on reported data.
 2002: Estimate based on reported data.
 2003: Estimate based on reported data.
 2004: Estimate based on reported data.
 2005: Estimate based on reported data.
 2006: Estimate based on reported data.
 2007: Estimate based on reported data.
 2008: Estimate based on reported data.
 2009: Estimate based on reported data.

	1997	1998	1999	2000	2001	2002	2003	2004	2005	2006	2007	2008	2009
Estimate	91	94	97	97	98	98	96	98	99	99	99	99	98
Reported	91	94	97	97	98	98	96	98	99	99	99	99	98
Official	NA	NA	NA	NA	NA	NA	NA	98	99	99	99	99	98
Administrative	NA	NA	97	97	98	98	98	98	99	NA	99	99	98
Survey	NA	NA	NA	NA	NA	NA	NA	NA	NA	NA	NA	NA	NA

Russian Federation - HepB3

Description:



2001: Estimate based on reported data. HepB introduced in 2000. Reporting started in 2001.

2002: Estimate based on reported data.

2003: Estimate based on reported data.

2004: Estimate based on reported data.

2005: Estimate based on reported data.

2006: Estimate based on reported data.

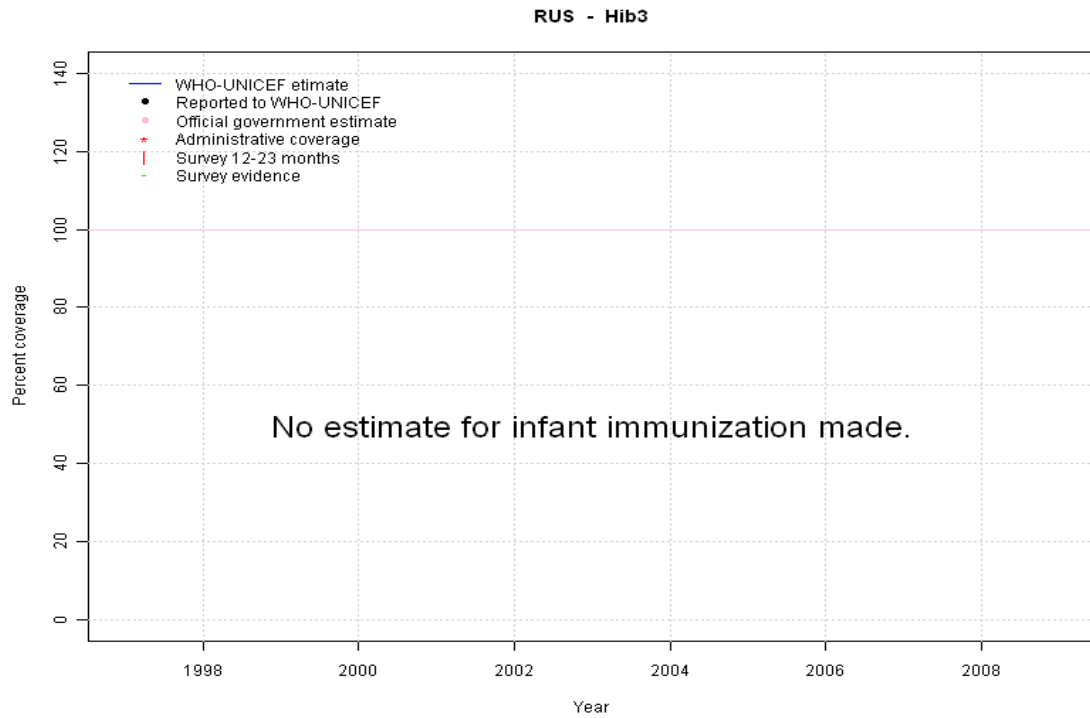
2007: Estimate based on reported data.

2008: Estimate based on reported data.

2009: Estimate based on reported data.

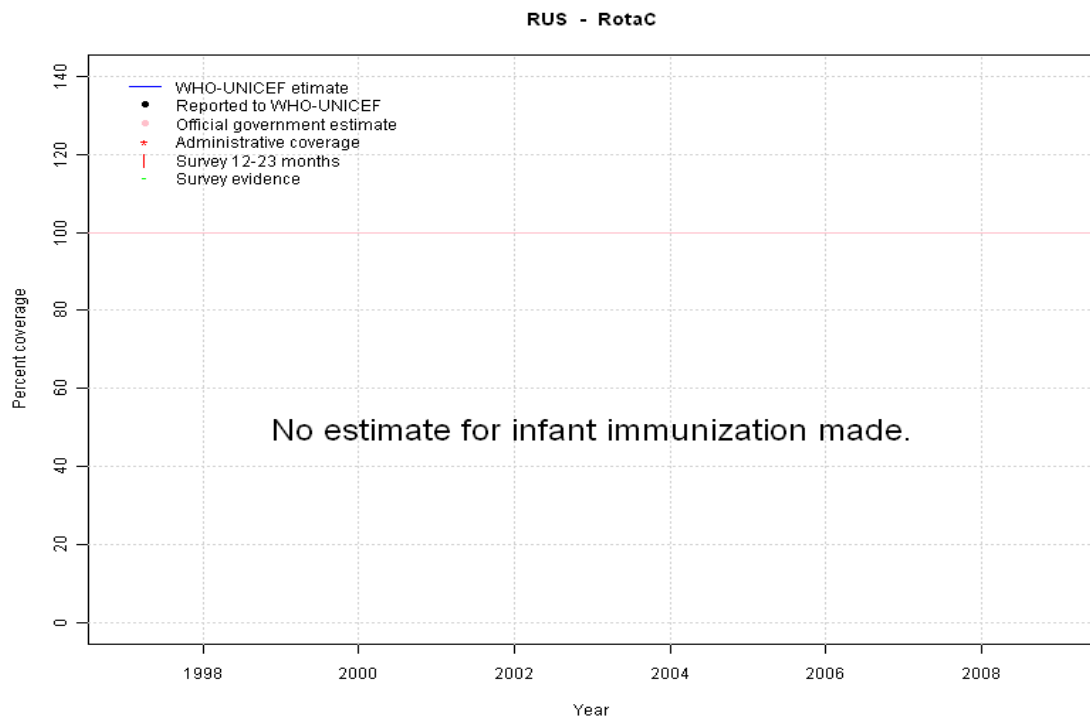
	1997	1998	1999	2000	2001	2002	2003	2004	2005	2006	2007	2008	2009
Estimate	NA	NA	NA	NA	46	82	94	96	97	98	98	98	98
Reported	NA	NA	NA	NA	46	82	94	96	97	98	98	98	98
Official	NA	NA	NA	NA	NA	NA	NA	96	97	98	98	98	98
Administrative	NA	NA	NA	NA	46	82	94	96	97	98	98	98	98
Survey	NA	NA	NA	NA	NA	NA	NA	NA	NA	NA	NA	NA	NA

Russian Federation - Hib3



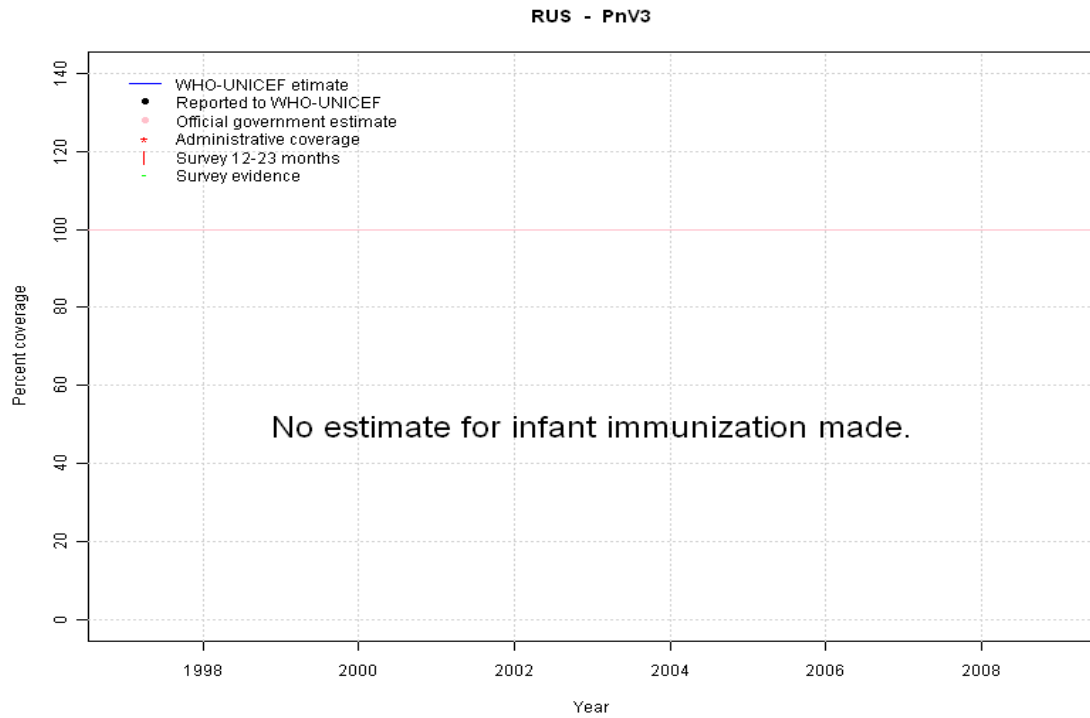
	1997	1998	1999	2000	2001	2002	2003	2004	2005	2006	2007	2008	2009
Estimate	NA	NA	NA	NA	NA	NA	NA	NA	NA	NA	NA	NA	NA
Reported	NA	NA	NA	NA	NA	NA	NA	NA	NA	NA	NA	NA	NA
Official	NA	NA	NA	NA	NA	NA	NA	NA	NA	NA	NA	NA	NA
Administrative	NA	NA	NA	NA	NA	NA	NA	NA	NA	NA	NA	NA	NA
Survey	NA	NA	NA	NA	NA	NA	NA	NA	NA	NA	NA	NA	NA

Russian Federation - RotaC



	1997	1998	1999	2000	2001	2002	2003	2004	2005	2006	2007	2008	2009
Estimate	NA	NA	NA	NA	NA	NA	NA	NA	NA	NA	NA	NA	NA
Reported	NA	NA	NA	NA	NA	NA	NA	NA	NA	NA	NA	NA	NA
Official	NA	NA	NA	NA	NA	NA	NA	NA	NA	NA	NA	NA	NA
Administrative	NA	NA	NA	NA	NA	NA	NA	NA	NA	NA	NA	NA	NA
Survey	NA	NA	NA	NA	NA	NA	NA	NA	NA	NA	NA	NA	NA

Russian Federation - PnV3



	1997	1998	1999	2000	2001	2002	2003	2004	2005	2006	2007	2008	2009
Estimate	NA	NA	NA	NA	NA	NA	NA	NA	NA	NA	NA	NA	NA
Reported	NA	NA	NA	NA	NA	NA	NA	NA	NA	NA	NA	NA	NA
Official	NA	NA	NA	NA	NA	NA	NA	NA	NA	NA	NA	NA	NA
Administrative	NA	NA	NA	NA	NA	NA	NA	NA	NA	NA	NA	NA	NA
Survey	NA	NA	NA	NA	NA	NA	NA	NA	NA	NA	NA	NA	NA

Further information and estimates for 1980-1996 are available at:

http://www.childinfo.org/immunization_countryreports.html

http://www.who.int/immunization_monitoring/routine/immunization_coverage/en/index4.html