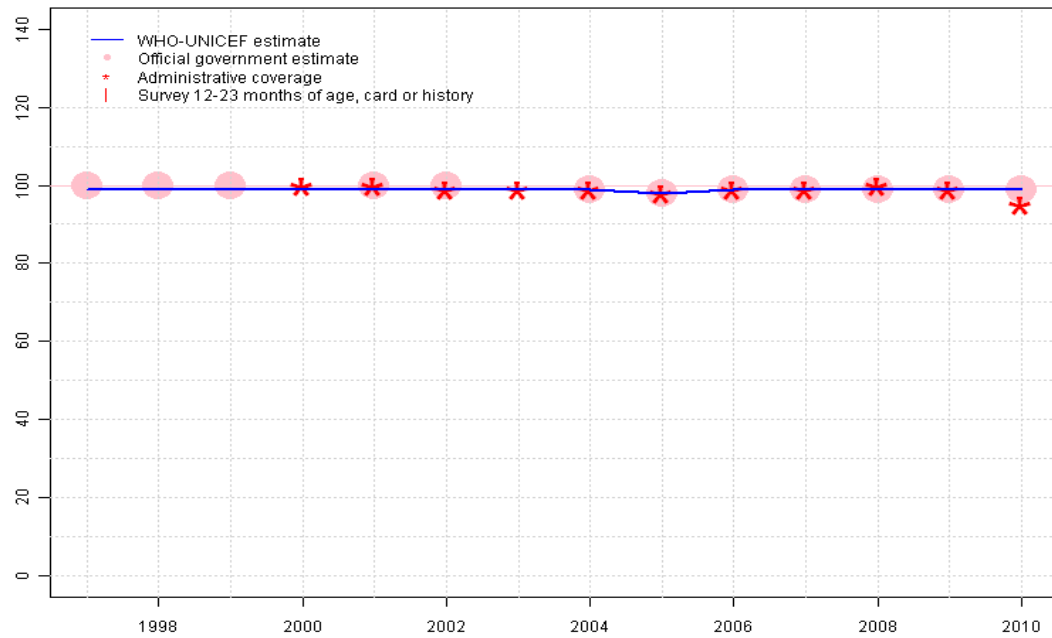


Romania - BCG

ROU - BCG



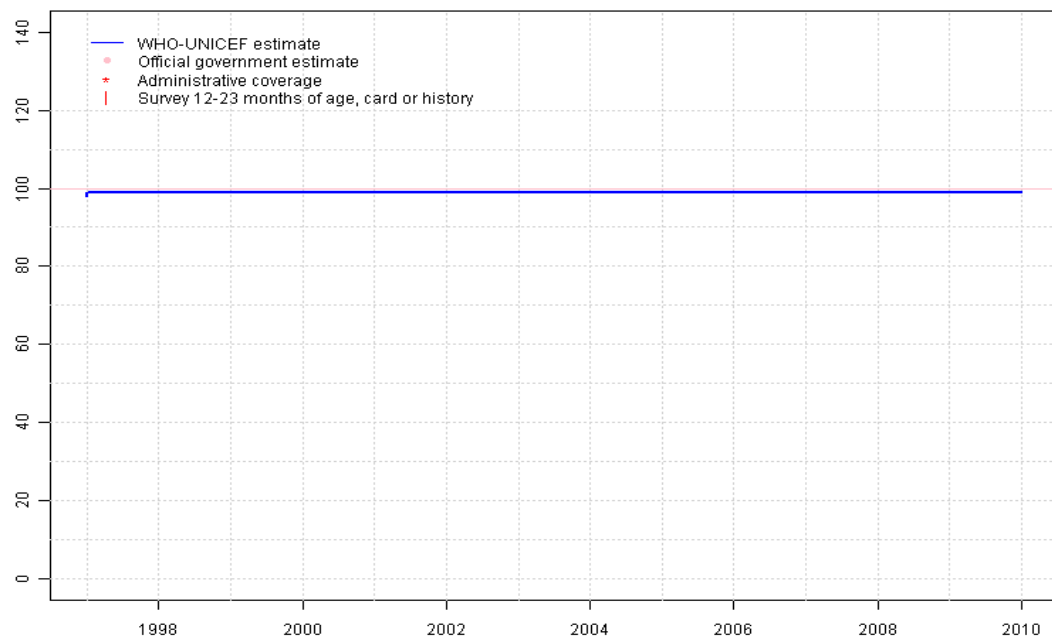
Description:

1997: Legacy estimate.
 1998: Estimate based on reported data.
 1999: Estimate based on reported data.
 2000: Estimate based on reported data.
 2001: Estimate based on reported data.
 2002: Estimate based on reported data.
 2003: Estimate based on reported data.
 2004: Estimate based on reported data.
 2005: Estimate based on reported data.
 2006: Estimate based on reported data.
 2007: Estimate based on reported data.
 2008: Estimate based on reported data.
 2009: Estimate based on reported data.
 2010: Estimate based on reported data.

	1997	1998	1999	2000	2001	2002	2003	2004	2005	2006	2007	2008	2009	2010
Estimate	99	99	99	99	99	99	99	99	98	99	99	99	99	99
Official	100	100	100	NA	100	100	NA	99	98	99	99	99	99	99
Administrative	NA	NA	NA	100	100	99	99	99	98	99	99	100	99	95
Survey	NA	NA	NA	NA	NA	NA	NA	NA	NA	NA	NA	NA	NA	NA

Romania - DTP1

ROU - DTP1



	1997	1998	1999	2000	2001	2002	2003	2004	2005	2006	2007	2008	2009	2010
Estimate	99	99	99	99	99	99	99	99	99	99	99	99	99	99
Official	NA	NA	NA	NA	NA	NA	NA	NA	NA	NA	NA	NA	NA	NA
Administrative	NA	NA	NA	NA	NA	NA	NA	NA	NA	NA	NA	NA	NA	NA
Survey	NA	NA	NA	NA	NA	NA	NA	NA	NA	NA	NA	NA	NA	NA

Description:

1997: Legacy estimate.

1997: No DTP1 data reported. Estimate based on estimated DTP3 coverage. Current estimate of 99 percent changed from previous revision value of 98 percent.

1998: Estimate based on interpolation between 1997 and 1999. Current estimate of 99 percent changed from previous revision value of 98 percent.

1999: No DTP1 data reported. Estimate based on estimated DTP3 coverage. Current estimate of 99 percent changed from previous revision value of 98 percent.

2000: No DTP1 data reported. Estimate based on estimated DTP3 coverage. Current estimate of 99 percent changed from previous revision value of 98 percent.

2001: No DTP1 data reported. Estimate based on estimated DTP3 coverage. Current estimate of 99 percent changed from previous revision value of 98 percent.

2002: Estimate based on interpolation between 2001 and 2003. Current estimate of 99 percent changed from previous revision value of 98 percent.

2003: No DTP1 data reported. Estimate based on estimated DTP3 coverage. Current estimate of 99 percent changed from previous revision value of 98 percent.

2004: Estimate based on interpolation between 2003 and 2006. Current estimate of 99 percent changed from previous revision value of 98 percent.

2005: Estimate based on interpolation between 2003 and 2006. Current estimate of 99 percent changed from previous revision value of 98 percent.

2006: No DTP1 data reported. Estimate based on estimated DTP3 coverage. Current estimate of 99 percent changed from previous revision value of 98 percent.

2007: Estimate based on extrapolation from 2006 value of 99 percent. Current estimate of 99 percent changed from previous revision value of 98 percent.

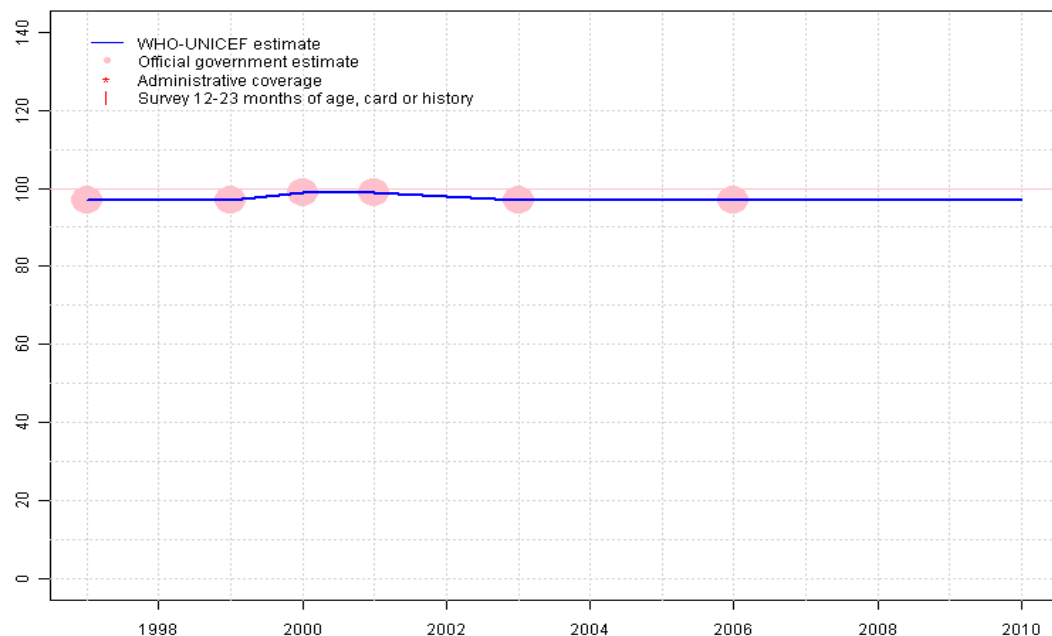
2008: Estimate based on extrapolation from 2006 value of 99 percent. Current estimate of 99 percent changed from previous revision value of 98 percent.

2009: Estimate based on extrapolation from 2006 value of 99 percent. Current estimate of 99 percent changed from previous revision value of 98 percent.

2010: Estimate based on extrapolation from 2006 value of 99 percent.

Romania - DTP3

ROU - DTP3



	1997	1998	1999	2000	2001	2002	2003	2004	2005	2006	2007	2008	2009	2010
Estimate	97	97	97	99	99	98	97	97	97	97	97	97	97	97
Official	97	NA	97	99	99	NA	97	NA	NA	97	NA	NA	NA	NA
Administrative	NA	NA	NA	NA	NA	NA	NA	NA	NA	NA	NA	NA	NA	NA
Survey	NA	NA	NA	NA	NA	NA	NA	NA	NA	NA	NA	NA	NA	NA

Description:

1997: Legacy estimate.

1998: Estimate based on interpolation between 1997 and 1999. Estimated immunization coverage levels are based on DTP4 coverage recommended at 12 months of age.

1999: Estimate based on reported data. Estimated immunization coverage levels are based on DTP4 coverage recommended at 12 months of age. Estimated immunization coverage levels are based on DTP4 coverage recommended at 12 months of age.

2000: Estimate based on reported data. Estimated immunization coverage levels are based on DTP4 coverage recommended at 12 months of age. Estimated immunization coverage levels are based on DTP4 coverage recommended at 12 months of age.

2001: Estimate based on reported data. Estimated immunization coverage levels are based on DTP4 coverage recommended at 12 months of age. Estimated immunization coverage levels are based on DTP4 coverage recommended at 12 months of age.

2002: Estimate based on interpolation between 2001 and 2003. Estimated immunization coverage levels are based on DTP4 coverage recommended at 12 months of age. Estimated immunization coverage levels are based on DTP4 coverage recommended at 12 months of age.

2003: Estimate based on reported data. Estimated immunization coverage levels are based on DTP4 coverage recommended at 12 months of age. Estimated immunization coverage levels are based on DTP4 coverage recommended at 12 months of age.

2004: Estimate based on interpolation between 2003 and 2006. Estimated immunization coverage levels are based on DTP4 coverage recommended at 12 months of age. Estimated immunization coverage levels are based on DTP4 coverage recommended at 12 months of age.

2005: Estimate based on interpolation between 2003 and 2006. Estimated immunization coverage levels are based on DTP4 coverage recommended at 12 months of age. Estimated immunization coverage levels are based on DTP4 coverage recommended at 12 months of age.

2006: Estimate based on reported data. Estimated immunization coverage levels are based on DTP4 coverage recommended at 12 months of age. Estimated immunization coverage levels are based on DTP4 coverage recommended at 12 months of age.

2007: Estimate based on extrapolation from 2006 value of 97 percent. Estimated immunization coverage levels are based on DTP4 coverage recommended at 12 months of age. Estimated immunization coverage levels are based on DTP4 coverage recommended at 12 months of age.

2008: Estimate based on extrapolation from 2006 value of 97 percent. Estimated

Romania - DTP3

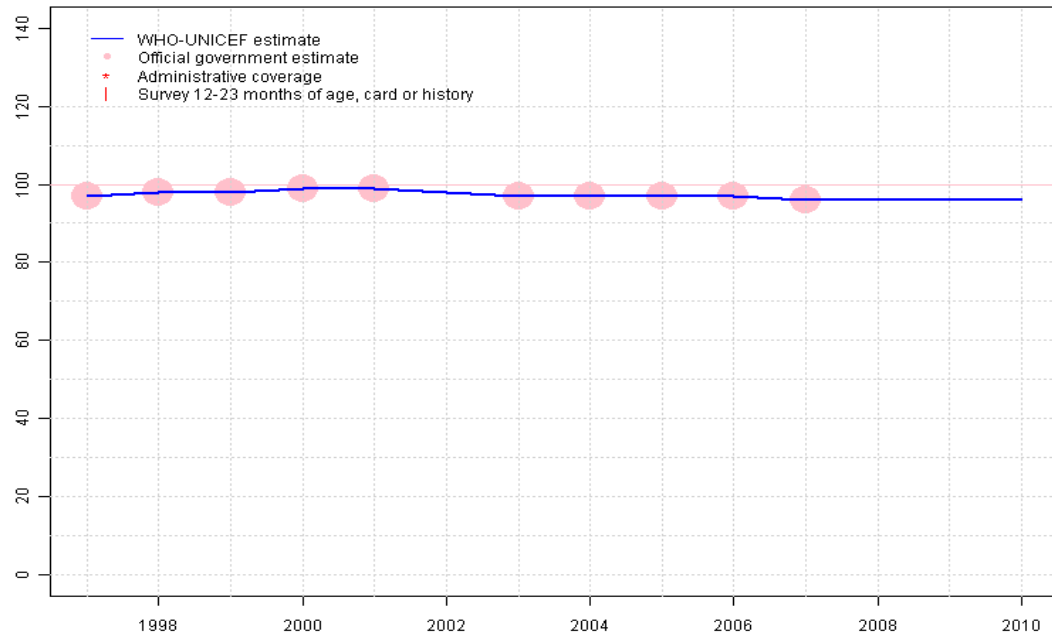
immunization coverage levels are based on DTP4 coverage recommended at 12 months of age. Estimated immunization coverage levels are based on DTP4 coverage recommended at 12 months of age.

2009: Estimate based on extrapolation from 2006 value of 97 percent.

2010: Estimate based on extrapolation from 2006 value of 97 percent.

Romania - Pol3

ROU - Pol3



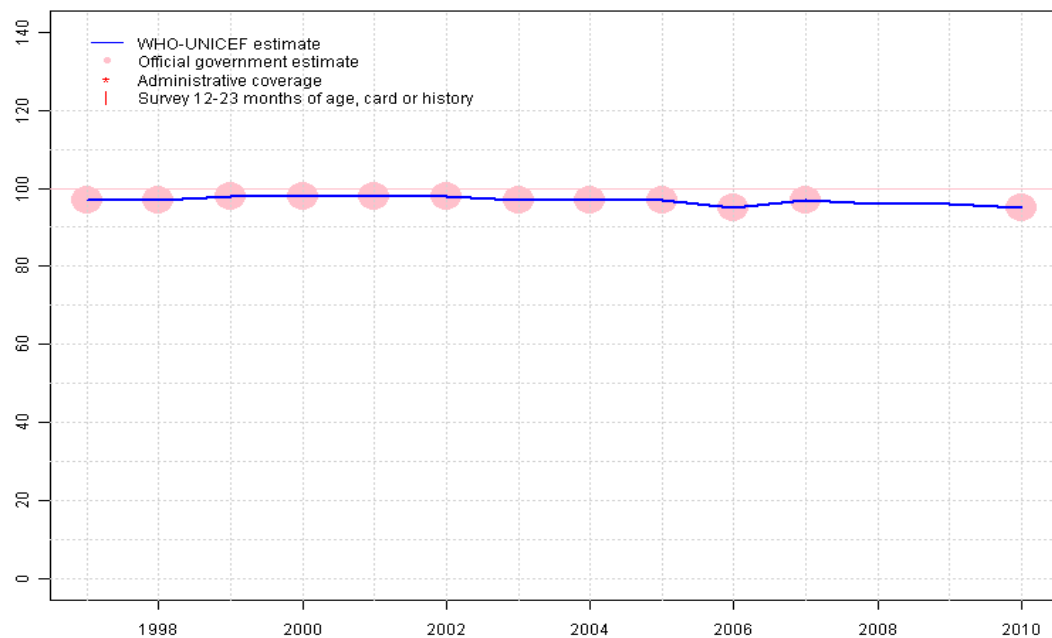
Description:

- 1997: Legacy estimate.
- 1998: Estimate based on reported data. Estimated immunization coverage levels are based on Pol4 coverage recommended at 12 months of age.
- 1999: Estimate based on reported data. Estimated immunization coverage levels are based on Pol4 coverage recommended at 12 months of age.
- 2000: Estimate based on reported data. Estimated immunization coverage levels are based on Pol4 coverage recommended at 12 months of age.
- 2001: Estimate based on reported data. Estimated immunization coverage levels are based on Pol4 coverage recommended at 12 months of age.
- 2002: Estimate based on interpolation between 2001 and 2003. Estimated immunization coverage levels are based on Pol4 coverage recommended at 12 months of age.
- 2003: Estimate based on reported data. Estimated immunization coverage levels are based on Pol4 coverage recommended at 12 months of age.
- 2004: Estimate based on reported data. Estimated immunization coverage levels are based on Pol4 coverage recommended at 12 months of age.
- 2005: Estimate based on reported data. Estimated immunization coverage levels are based on Pol4 coverage recommended at 12 months of age.
- 2006: Estimate based on reported data. Estimated immunization coverage levels are based on Pol4 coverage recommended at 12 months of age.
- 2007: Estimate based on reported data. Estimated immunization coverage levels are based on Pol4 coverage recommended at 12 months of age.
- 2008: Estimate based on extrapolation from 2007 value of 96 percent. Estimated immunization coverage levels are based on Pol4 coverage recommended at 12 months of age.
- 2009: Estimate based on extrapolation from 2007 value of 96 percent.
- 2010: Estimate based on extrapolation from 2007 value of 96 percent.

	1997	1998	1999	2000	2001	2002	2003	2004	2005	2006	2007	2008	2009	2010
Estimate	97	98	98	99	99	98	97	97	97	97	96	96	96	96
Official	97	98	98	99	99	NA	97	97	97	97	96	NA	NA	NA
Administrative	NA	NA	NA	NA	NA	NA	NA	NA	NA	NA	NA	NA	NA	NA
Survey	NA	NA	NA	NA	NA	NA	NA	NA	NA	NA	NA	NA	NA	NA

Romania - MCV

ROU - MCV



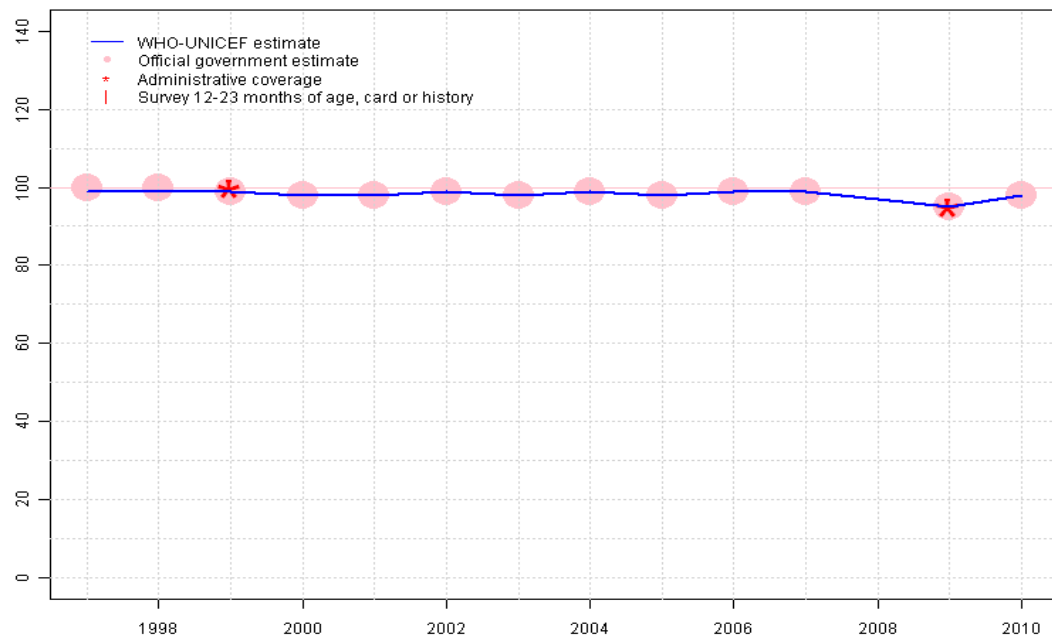
Description:

- 1997: Legacy estimate.
- 1998: Estimate based on reported data.
- 1999: Estimate based on reported data.
- 2000: Estimate based on reported data.
- 2001: Estimate based on reported data.
- 2002: Estimate based on reported data.
- 2003: Estimate based on reported data.
- 2004: Estimate based on reported data.
- 2005: Estimate based on reported data.
- 2006: Estimate based on reported data.
- 2007: Estimate based on reported data.
- 2008: Estimate based on interpolation between 2007 and 2010. Current estimate of 96 percent changed from previous revision value of 97 percent.
- 2009: Estimate based on interpolation between 2007 and 2010. Current estimate of 96 percent changed from previous revision value of 97 percent.
- 2010: Estimate based on reported data.

	1997	1998	1999	2000	2001	2002	2003	2004	2005	2006	2007	2008	2009	2010
Estimate	97	97	98	98	98	98	97	97	97	95	97	96	96	95
Official	97	97	98	98	98	98	97	97	97	95	97	NA	NA	95
Administrative	NA	NA	NA	NA	NA	NA	NA	NA	NA	NA	NA	NA	NA	NA
Survey	NA	NA	NA	NA	NA	NA	NA	NA	NA	NA	NA	NA	NA	NA

Romania - HepB3

ROU - HepB3

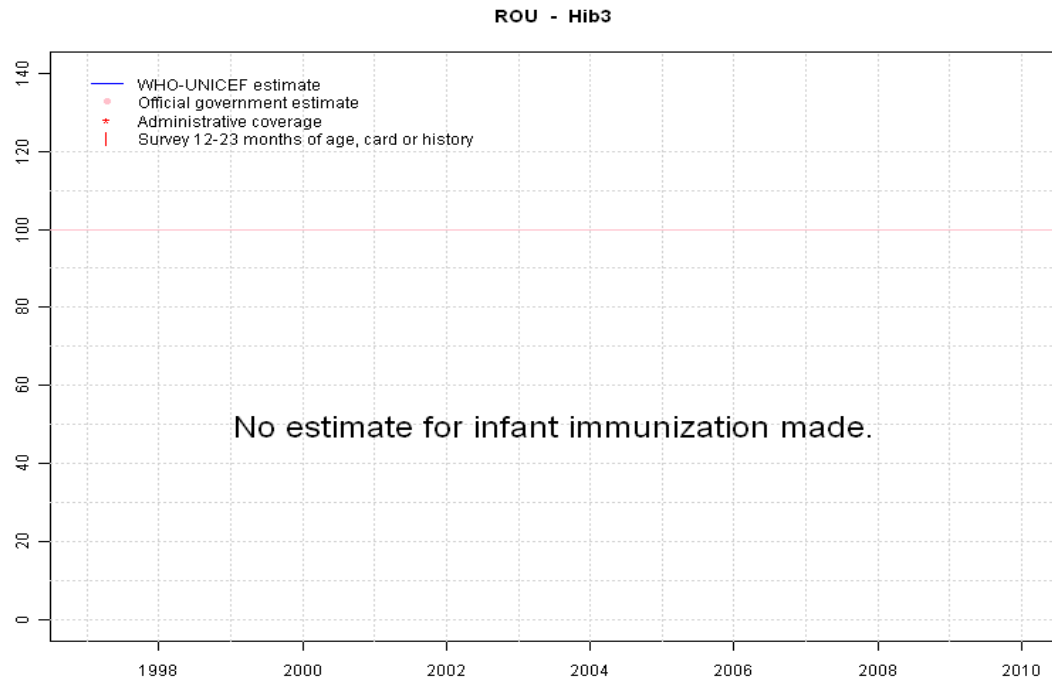


Description:

- 1997: Legacy estimate.
- 1998: Estimate based on reported data
- 1999: Estimate based on reported data.
- 2000: Estimate based on reported data.
- 2001: Estimate based on reported data.
- 2002: Estimate based on reported data.
- 2003: Estimate based on reported data.
- 2004: Estimate based on reported data.
- 2005: Estimate based on reported data.
- 2006: Estimate based on reported data.
- 2007: Estimate based on reported data.
- 2008: Estimate based on interpolation between 2007 and 2009.
- 2009: Estimate based on reported data.
- 2010: Estimate based on reported data.

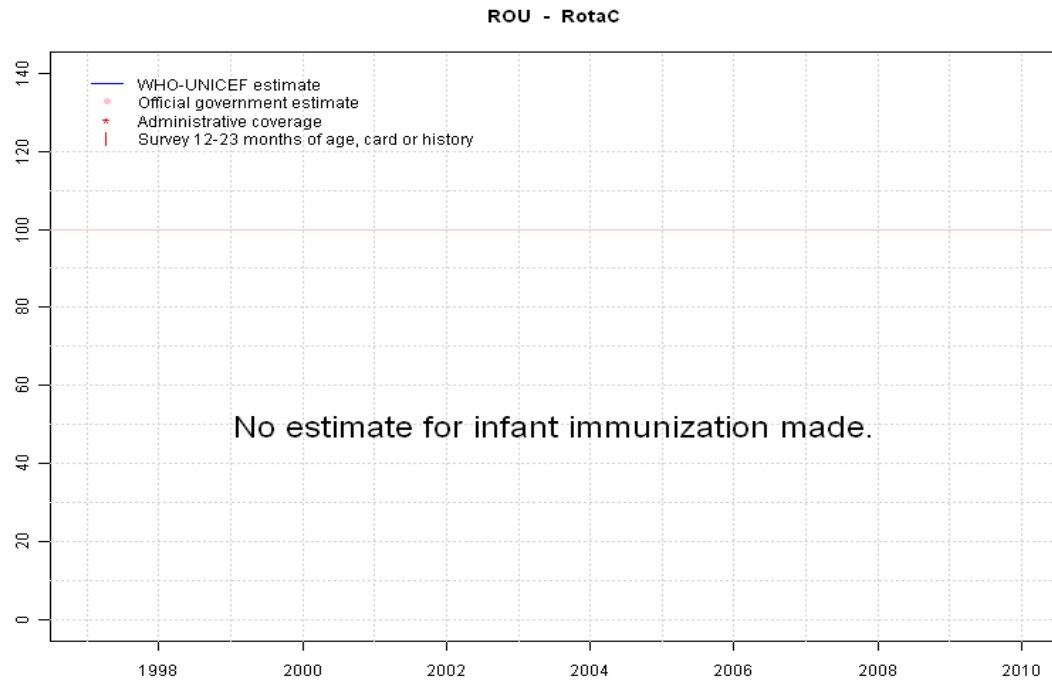
	1997	1998	1999	2000	2001	2002	2003	2004	2005	2006	2007	2008	2009	2010
Estimate	99	99	99	98	98	99	98	99	98	99	99	97	95	98
Official	100	100	99	98	98	99	98	99	98	99	99	NA	95	98
Administrative	NA	NA	100	NA	NA	NA	NA	NA	NA	NA	NA	NA	95	NA
Survey	NA	NA	NA	NA	NA	NA	NA	NA	NA	NA	NA	NA	NA	NA

Romania - Hib3



	1997	1998	1999	2000	2001	2002	2003	2004	2005	2006	2007	2008	2009	2010
Estimate	NA	NA	NA	NA	NA	NA	NA	NA	NA	NA	NA	NA	NA	NA
Official	NA	NA	NA	NA	NA	NA	NA	NA	NA	NA	NA	NA	NA	NA
Administrative	NA	NA	NA	NA	NA	NA	NA	NA	NA	NA	NA	NA	NA	NA
Survey	NA	NA	NA	NA	NA	NA	NA	NA	NA	NA	NA	NA	NA	NA

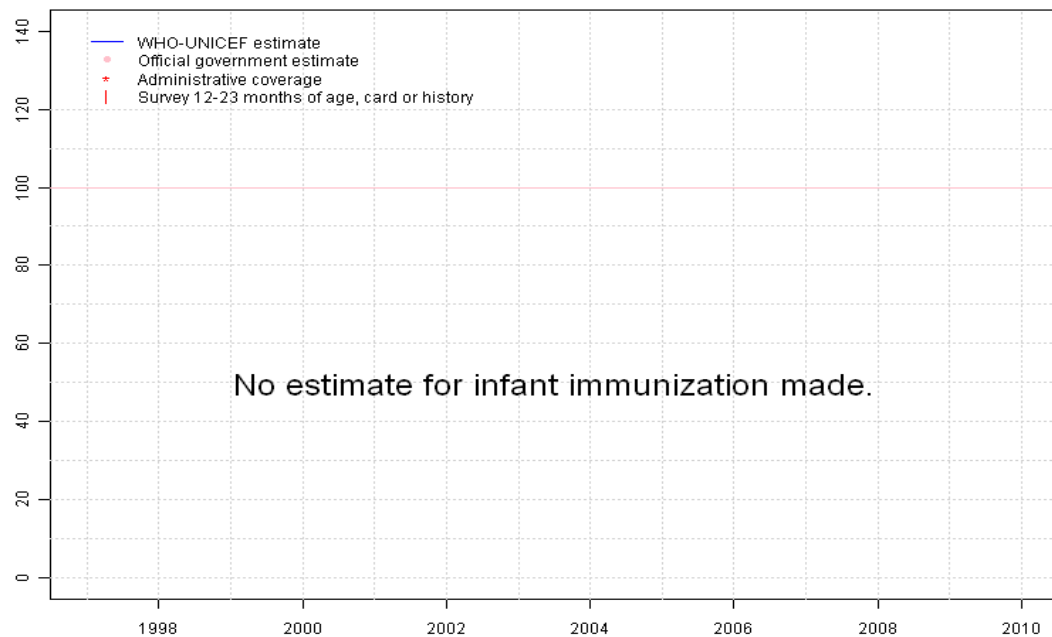
Romania - RotaC



	1997	1998	1999	2000	2001	2002	2003	2004	2005	2006	2007	2008	2009	2010
Estimate	NA	NA	NA	NA	NA	NA	NA	NA	NA	NA	NA	NA	NA	NA
Official	NA	NA	NA	NA	NA	NA	NA	NA	NA	NA	NA	NA	NA	NA
Administrative	NA	NA	NA	NA	NA	NA	NA	NA	NA	NA	NA	NA	NA	NA
Survey	NA	NA	NA	NA	NA	NA	NA	NA	NA	NA	NA	NA	NA	NA

Romania - PcV3

ROU - PcV3



	1997	1998	1999	2000	2001	2002	2003	2004	2005	2006	2007	2008	2009	2010
Estimate	NA	NA	NA	NA	NA	NA	NA	NA	NA	NA	NA	NA	NA	NA
Official	NA	NA	NA	NA	NA	NA	NA	NA	NA	NA	NA	NA	NA	NA
Administrative	NA	NA	NA	NA	NA	NA	NA	NA	NA	NA	NA	NA	NA	NA
Survey	NA	NA	NA	NA	NA	NA	NA	NA	NA	NA	NA	NA	NA	NA

Romania - survey details

2007 Anchetei semestriale de acoperire vaccinala efectuata in luna
ianuarie 2009

Vaccine	Confirmation method	Coverage	Age cohort	Sample	Cards seen
BCG	Card	99	18-24 m	33897	0

DTP3	Card	96	18-24 m	33897	0
HepB3	Card	98	18-24 m	33897	0
MCV	Card	96	18-24 m	33897	0
Pol3	Card	96	18-24 m	33897	0

Further information and estimates for 1980-1996 are available at:

http://www.childinfo.org/immunization_countryreports.html

http://www.who.int/immunization_monitoring/routine/immunization_coverage/en/index4.html