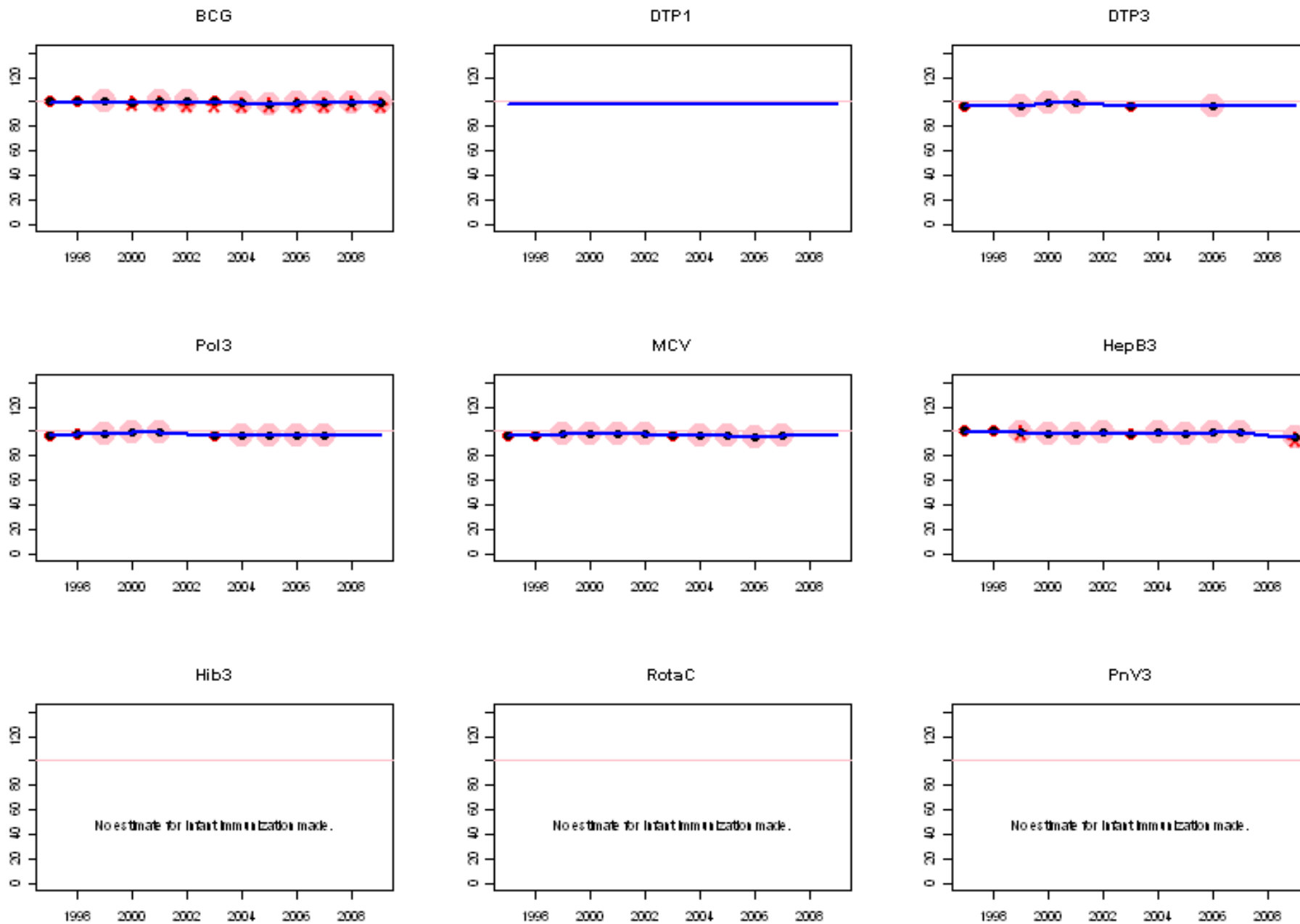
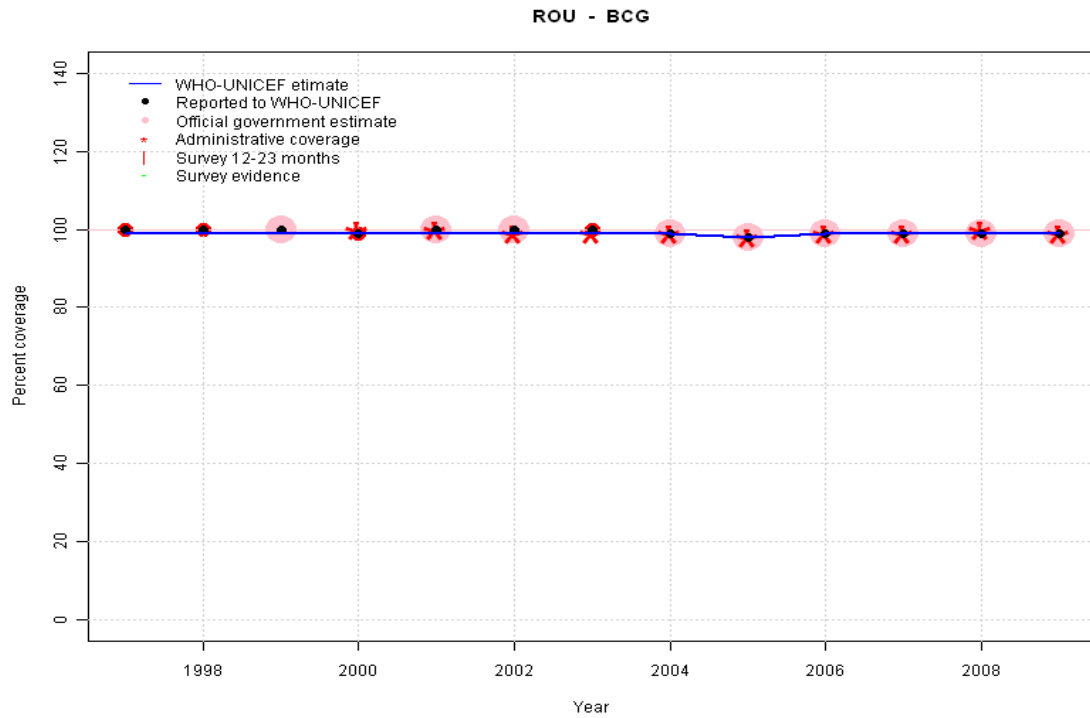


Romania: WHO and UNICEF estimates of immunization coverage, 1997 - 2009



Romania - BCG

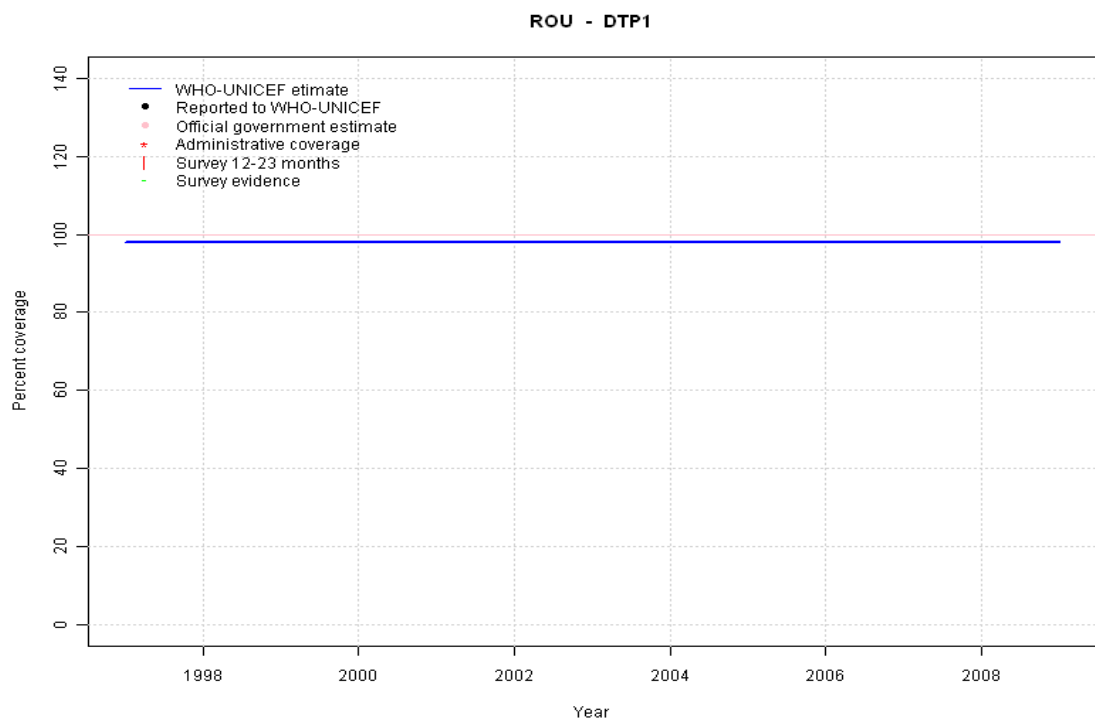
Description:



1997: Legacy estimate.
 1998: Estimate based on reported data.
 1999: Estimate based on reported data.
 2000: Estimate based on reported data.
 2001: Estimate based on reported data.
 2002: Estimate based on reported data.
 2003: Estimate based on reported data.
 2004: Estimate based on reported data.
 2005: Estimate based on reported data.
 2006: Estimate based on reported data.
 2007: Estimate based on reported data.
 2008: Estimate based on reported data.
 2009: Estimate based on reported data.

	1997	1998	1999	2000	2001	2002	2003	2004	2005	2006	2007	2008	2009
Estimate	99	99	99	99	99	99	99	99	98	99	99	99	99
Reported	100	100	100	99	100	100	100	99	98	99	99	99	99
Official	NA	NA	100	NA	100	100	NA	99	98	99	99	99	99
Administrative	NA	NA	NA	100	100	99	99	99	98	99	99	100	99
Survey	NA	NA	NA	NA	NA	NA	NA	NA	NA	NA	NA	NA	NA

Romania - DTP1

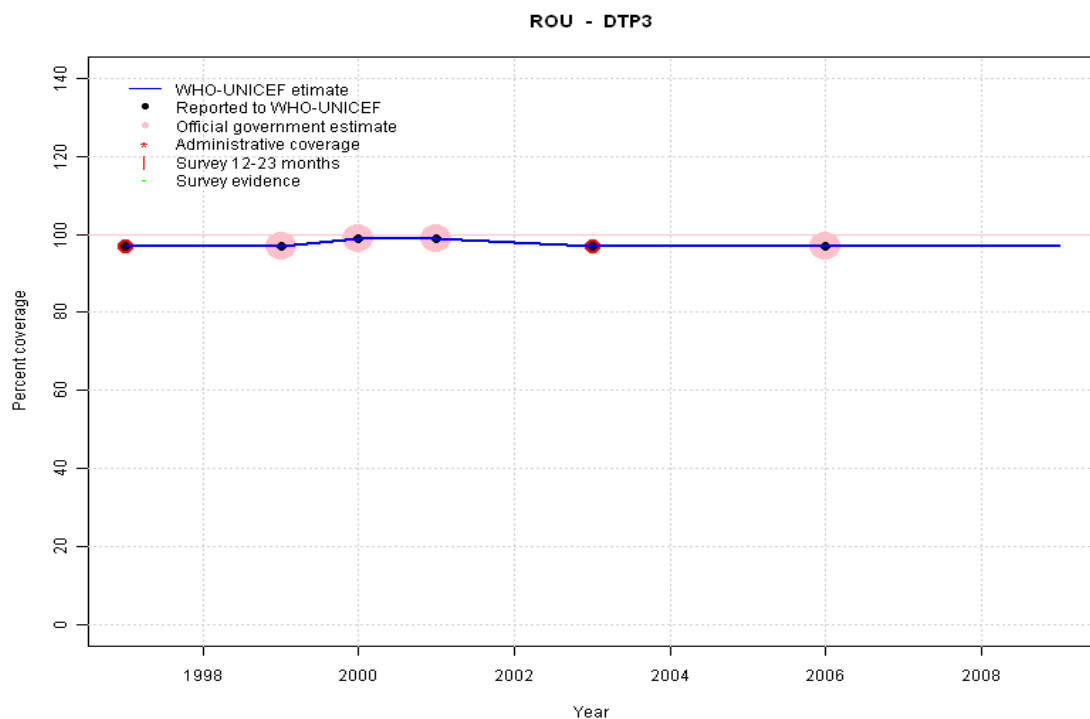


	1997	1998	1999	2000	2001	2002	2003	2004	2005	2006	2007	2008	2009
Estimate	98	98	98	98	98	98	98	98	98	98	98	98	98
Reported	NA	NA	NA	NA	NA	NA	NA	NA	NA	NA	NA	NA	NA
Official	NA	NA	NA	NA	NA	NA	NA	NA	NA	NA	NA	NA	NA
Administrative	NA	NA	NA	NA	NA	NA	NA	NA	NA	NA	NA	NA	NA
Survey	NA	NA	NA	NA	NA	NA	NA	NA	NA	NA	NA	NA	NA

Description:

- 1997: No DTP1 data available for any year; estimate based on the relationship between DTP1 and DTP3 from 282 surveys.
- 1998: No DTP1 data available for any year; estimate based on the relationship between DTP1 and DTP3 from 282 surveys.
- 1999: No DTP1 data available for any year; estimate based on the relationship between DTP1 and DTP3 from 282 surveys.
- 2000: Estimated DTP3 greater than estimated DTP1; DTP1 estimate based on the relationship between DTP1 and DTP3 from 282 surveys.
- 2001: Estimated DTP3 greater than estimated DTP1; DTP1 estimate based on the relationship between DTP1 and DTP3 from 282 surveys.
- 2002: No DTP1 data available for any year; estimate based on the relationship between DTP1 and DTP3 from 282 surveys.
- 2003: No DTP1 data available for any year; estimate based on the relationship between DTP1 and DTP3 from 282 surveys.
- 2004: No DTP1 data available for any year; estimate based on the relationship between DTP1 and DTP3 from 282 surveys.
- 2005: No DTP1 data available for any year; estimate based on the relationship between DTP1 and DTP3 from 282 surveys.
- 2006: No DTP1 data available for any year; estimate based on the relationship between DTP1 and DTP3 from 282 surveys.
- 2007: No DTP1 data available for any year; estimate based on the relationship between DTP1 and DTP3 from 282 surveys.
- 2008: No DTP1 data available for any year; estimate based on the relationship between DTP1 and DTP3 from 282 surveys.
- 2009: No DTP1 data available for any year; estimate based on the relationship between DTP1 and DTP3 from 282 surveys.

Romania - DTP3

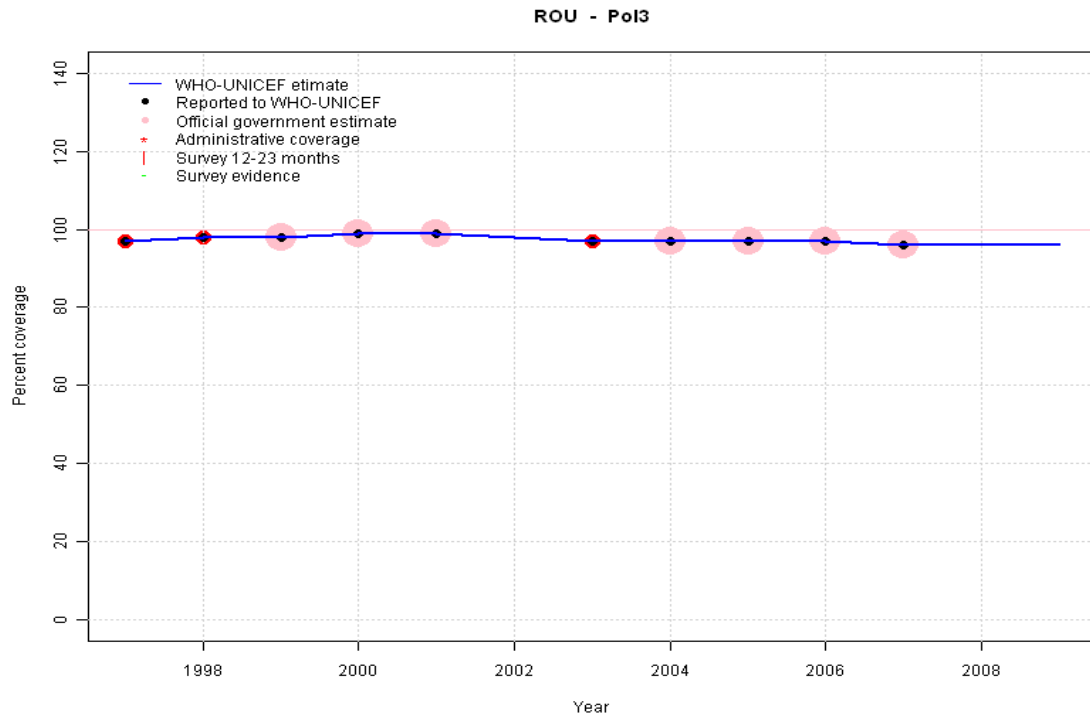


	1997	1998	1999	2000	2001	2002	2003	2004	2005	2006	2007	2008	2009
Estimate	97	97	97	99	99	98	97	97	97	97	97	97	97
Reported	97	NA	97	99	99	NA	97	NA	NA	97	NA	NA	NA
Official	NA	NA	97	99	99	NA	NA	NA	NA	97	NA	NA	NA
Administrative	NA	NA	NA	NA	NA	NA	NA	NA	NA	NA	NA	NA	NA
Survey	NA	NA	NA	NA	NA	NA	NA	NA	NA	NA	NA	NA	NA

Description:

- 1997: Legacy estimate.
- 1998: Estimate based on trend in reported data. Missing or ignored reported value estimated by interpolation between reported values of 97 percent in 1997 and 97 percent in 1999. Estimated immunization coverage levels are based on DTP4 coverage recommended at 12 months of age.
- 1999: Estimate based on reported data. Estimated immunization coverage levels are based on DTP4 coverage recommended at 12 months of age.
- 2000: Estimate based on reported data. Estimated immunization coverage levels are based on DTP4 coverage recommended at 12 months of age.
- 2001: Estimate based on reported data. Estimated immunization coverage levels are based on DTP4 coverage recommended at 12 months of age.
- 2002: Estimate based on trend in reported data. Missing or ignored reported value estimated by interpolation between reported values of 99 percent in 2001 and 97 percent in 2003. Estimated immunization coverage levels are based on DTP4 coverage recommended at 12 months of age.
- 2003: Estimate based on reported data. Estimated immunization coverage levels are based on DTP4 coverage recommended at 12 months of age.
- 2004: Estimate based on trend in reported data. Missing or ignored reported value estimated by interpolation between reported values of 97 percent in 2003 and 97 percent in 2006. Estimated immunization coverage levels are based on DTP4 coverage recommended at 12 months of age.
- 2005: Estimate based on trend in reported data. Missing or ignored reported value estimated by interpolation between reported values of 97 percent in 2003 and 97 percent in 2006. Estimated immunization coverage levels are based on DTP4 coverage recommended at 12 months of age.
- 2006: Estimate based on reported data. Estimated immunization coverage levels are based on DTP4 coverage recommended at 12 months of age.
- 2007: Estimate based on trend in reported data. Missing or ignored reported value estimated by extrapolation from 2006 reported value of 97 percent. Estimated immunization coverage levels are based on DTP4 coverage recommended at 12 months of age.
- 2008: Estimate based on trend in reported data. Missing or ignored reported value estimated by extrapolation from 2006 reported value of 97 percent. Estimated immunization coverage levels are based on DTP4 coverage recommended at 12 months of age.
- 2009: Estimate based on trend in reported data. Missing or ignored reported value estimated by extrapolation from 2006 reported value of 97 percent.

Romania - Pol3



	1997	1998	1999	2000	2001	2002	2003	2004	2005	2006	2007	2008	2009
Estimate	97	98	98	99	99	98	97	97	97	97	96	96	96
Reported	97	98	98	99	99	NA	97	97	97	97	96	NA	NA
Official	NA	NA	98	99	99	NA	NA	97	97	97	96	NA	NA
Administrative	NA	NA	NA	NA	NA	NA	NA	NA	NA	NA	NA	NA	NA
Survey	NA	NA	NA	NA	NA	NA	NA	NA	NA	NA	NA	NA	NA

Description:

1997: Legacy estimate.

1998: Estimate based on reported data. Estimated immunization coverage levels are based on Pol4 coverage recommended at 12 months of age.

1999: Estimate based on reported data. Estimated immunization coverage levels are based on Pol4 coverage recommended at 12 months of age.

2000: Estimate based on reported data. Estimated immunization coverage levels are based on Pol4 coverage recommended at 12 months of age.

2001: Estimate based on reported data. Estimated immunization coverage levels are based on Pol4 coverage recommended at 12 months of age.

2002: Estimate based on trend in reported data. Missing or ignored reported value estimated by interpolation between reported values of 99 percent in 2001 and 97 percent in 2003. Estimated immunization coverage levels are based on Pol4 coverage recommended at 12 months of age.

2003: Estimate based on reported data. Estimated immunization coverage levels are based on Pol4 coverage recommended at 12 months of age.

2004: Estimate based on reported data. Estimated immunization coverage levels are based on Pol4 coverage recommended at 12 months of age.

2005: Estimate based on reported data. Estimated immunization coverage levels are based on Pol4 coverage recommended at 12 months of age.

2006: Estimate based on reported data. Estimated immunization coverage levels are based on Pol4 coverage recommended at 12 months of age.

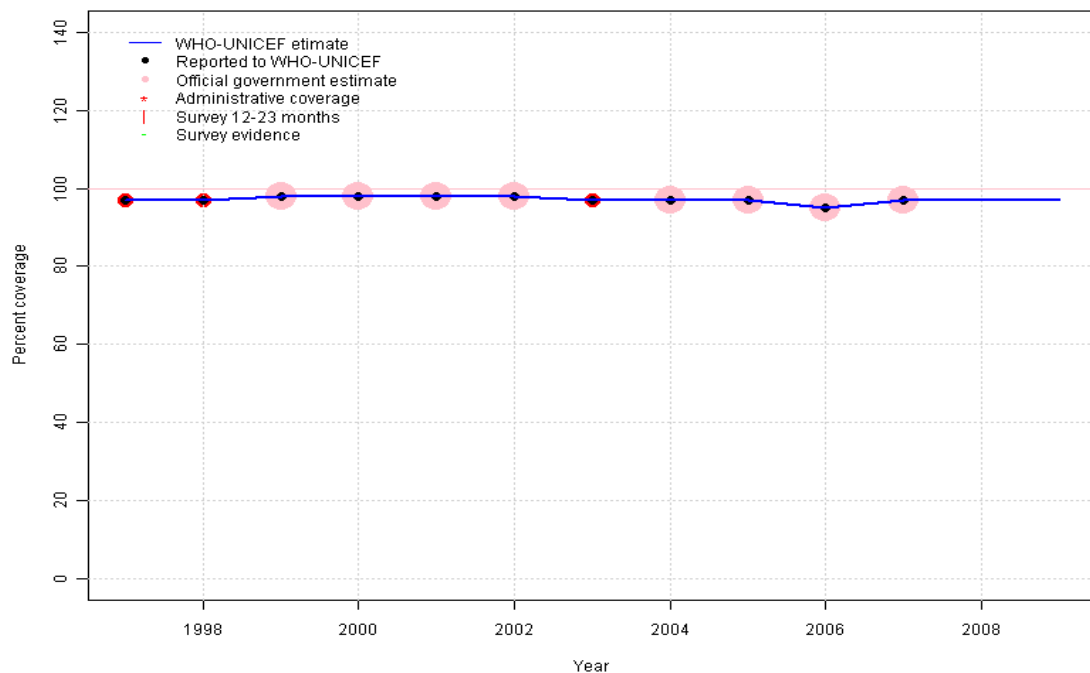
2007: Estimate based on reported data. Estimated immunization coverage levels are based on Pol4 coverage recommended at 12 months of age.

2008: Estimate based on trend in reported data. Missing or ignored reported value estimated by extrapolation from 2007 reported value of 96 percent. Estimated immunization coverage levels are based on Pol4 coverage recommended at 12 months of age.

2009: Estimate based on trend in reported data. Missing or ignored reported value estimated by extrapolation from 2007 reported value of 96 percent.

Romania - MCV

ROU - MCV



Description:

1997: Legacy estimate.

1998: Estimate based on reported data.

1999: Estimate based on reported data.

2000: Estimate based on reported data.

2001: Estimate based on reported data.

2002: Estimate based on reported data.

2003: Estimate based on reported data.

2004: Estimate based on reported data.

2005: Estimate based on reported data.

2006: Estimate based on reported data.

2007: Estimate based on reported data.

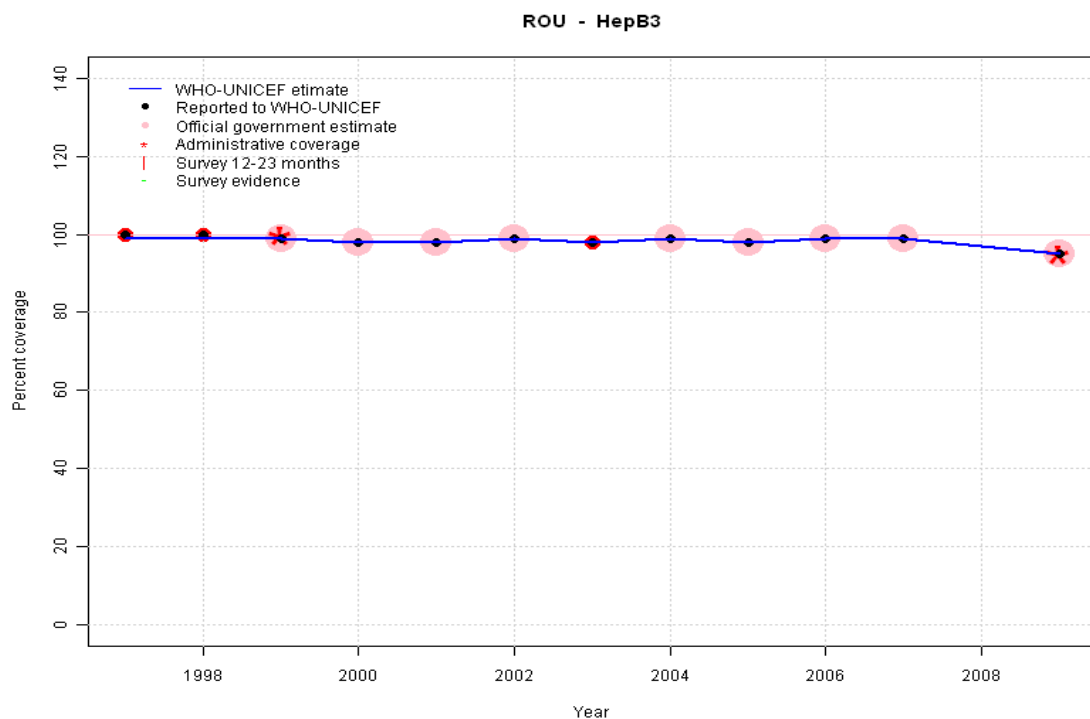
2008: Estimate based on trend in reported data. Missing or ignored reported value estimated by extrapolation from 2007 reported value of 97 percent.

2009: Estimate based on trend in reported data. Missing or ignored reported value estimated by extrapolation from 2007 reported value of 97 percent.

	1997	1998	1999	2000	2001	2002	2003	2004	2005	2006	2007	2008	2009
Estimate	97	97	98	98	98	98	97	97	97	95	97	97	97
Reported	97	97	98	98	98	98	97	97	97	95	97	NA	NA
Official	NA	NA	98	98	98	98	NA	97	97	95	97	NA	NA
Administrative	NA	NA	NA	NA	NA	NA	NA	NA	NA	NA	NA	NA	NA
Survey	NA	NA	NA	NA	NA	NA	NA	NA	NA	NA	NA	NA	NA

Romania - HepB3

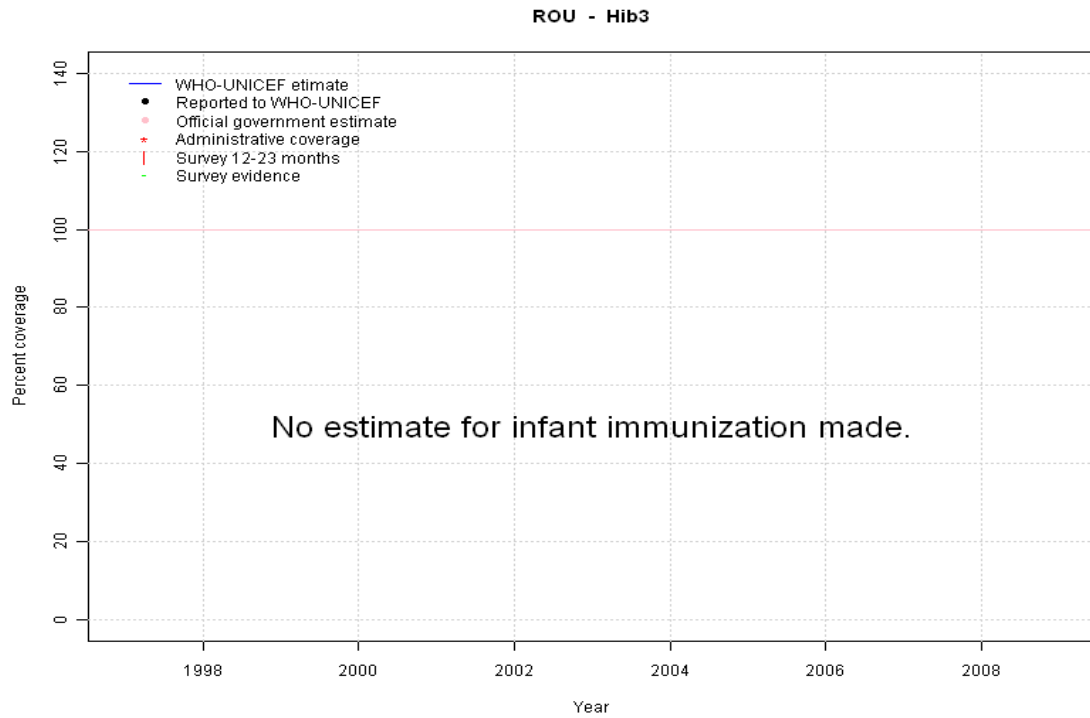
Description:



- 1997: Legacy estimate.
- 1998: Estimate based on reported data.
- 1999: Estimate based on reported data.
- 2000: Estimate based on reported data.
- 2001: Estimate based on reported data.
- 2002: Estimate based on reported data.
- 2003: Estimate based on reported data.
- 2004: Estimate based on reported data.
- 2005: Estimate based on reported data.
- 2006: Estimate based on reported data.
- 2007: Estimate based on reported data.
- 2008: Estimate based on trend in reported data. Missing or ignored reported value estimated by interpolation between reported values of 99 percent in 2007 and 95 percent in 2009.
- 2009: Estimate based on reported data.

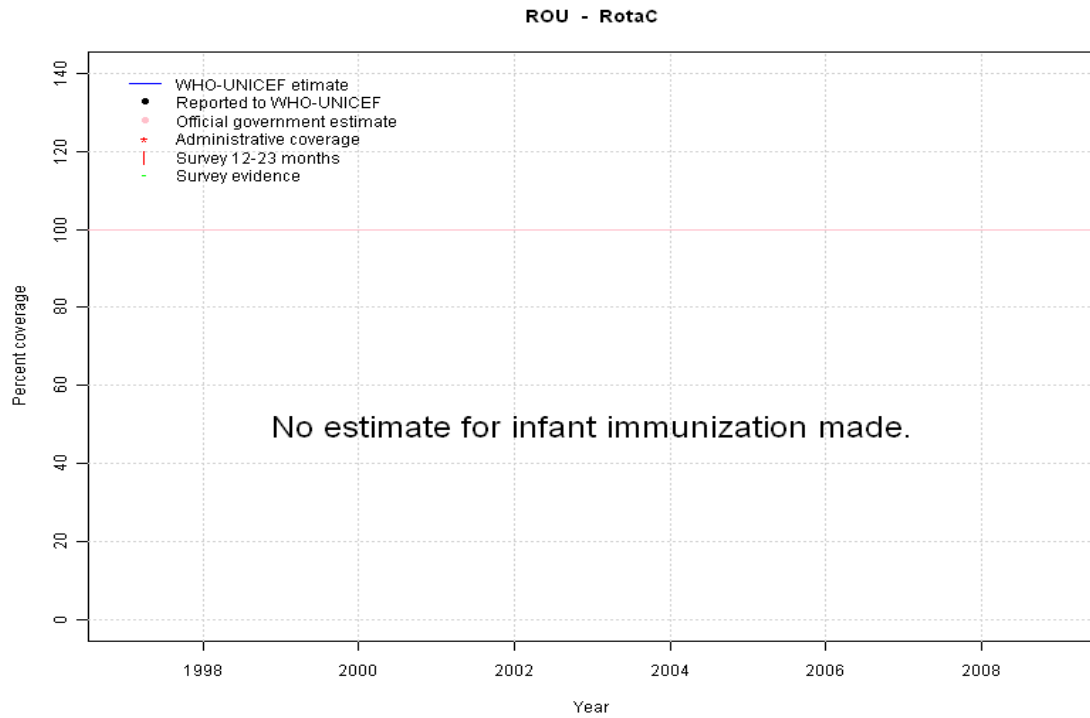
	1997	1998	1999	2000	2001	2002	2003	2004	2005	2006	2007	2008	2009
Estimate	99	99	99	98	98	99	98	99	98	99	99	97	95
Reported	100	100	99	98	98	99	98	99	98	99	99	NA	95
Official	NA	NA	99	98	98	99	NA	99	98	99	99	NA	95
Administrative	NA	NA	100	NA	NA	NA	NA	NA	NA	NA	NA	NA	95
Survey	NA	NA	NA	NA	NA	NA	NA	NA	NA	NA	NA	NA	NA

Romania - Hib3



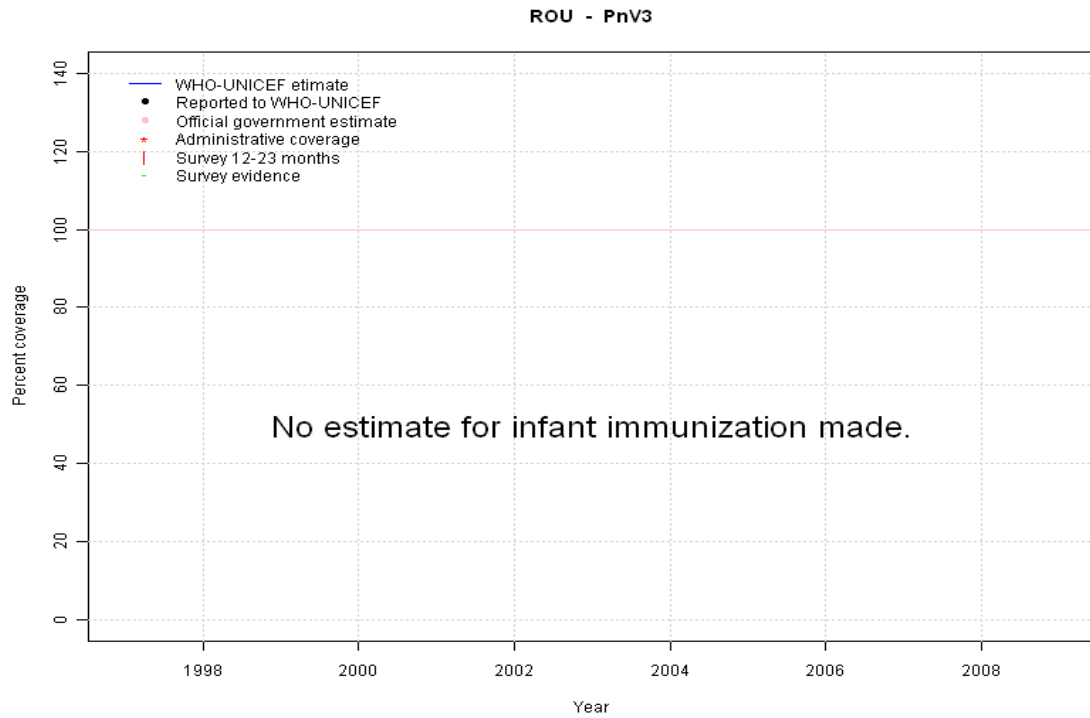
	1997	1998	1999	2000	2001	2002	2003	2004	2005	2006	2007	2008	2009
Estimate	NA	NA	NA	NA	NA	NA	NA	NA	NA	NA	NA	NA	NA
Reported	NA	NA	NA	NA	NA	NA	NA	NA	NA	NA	NA	NA	NA
Official	NA	NA	NA	NA	NA	NA	NA	NA	NA	NA	NA	NA	NA
Administrative	NA	NA	NA	NA	NA	NA	NA	NA	NA	NA	NA	NA	NA
Survey	NA	NA	NA	NA	NA	NA	NA	NA	NA	NA	NA	NA	NA

Romania - RotaC



	1997	1998	1999	2000	2001	2002	2003	2004	2005	2006	2007	2008	2009
Estimate	NA	NA	NA	NA	NA	NA	NA	NA	NA	NA	NA	NA	NA
Reported	NA	NA	NA	NA	NA	NA	NA	NA	NA	NA	NA	NA	NA
Official	NA	NA	NA	NA	NA	NA	NA	NA	NA	NA	NA	NA	NA
Administrative	NA	NA	NA	NA	NA	NA	NA	NA	NA	NA	NA	NA	NA
Survey	NA	NA	NA	NA	NA	NA	NA	NA	NA	NA	NA	NA	NA

Romania - PnV3



	1997	1998	1999	2000	2001	2002	2003	2004	2005	2006	2007	2008	2009
Estimate	NA	NA	NA	NA	NA	NA	NA	NA	NA	NA	NA	NA	NA
Reported	NA	NA	NA	NA	NA	NA	NA	NA	NA	NA	NA	NA	NA
Official	NA	NA	NA	NA	NA	NA	NA	NA	NA	NA	NA	NA	NA
Administrative	NA	NA	NA	NA	NA	NA	NA	NA	NA	NA	NA	NA	NA
Survey	NA	NA	NA	NA	NA	NA	NA	NA	NA	NA	NA	NA	NA

Further information and estimates for 1980-1996 are available at:

http://www.childinfo.org/immunization_countryreports.html

http://www.who.int/immunization_monitoring/routine/immunization_coverage/en/index4.html