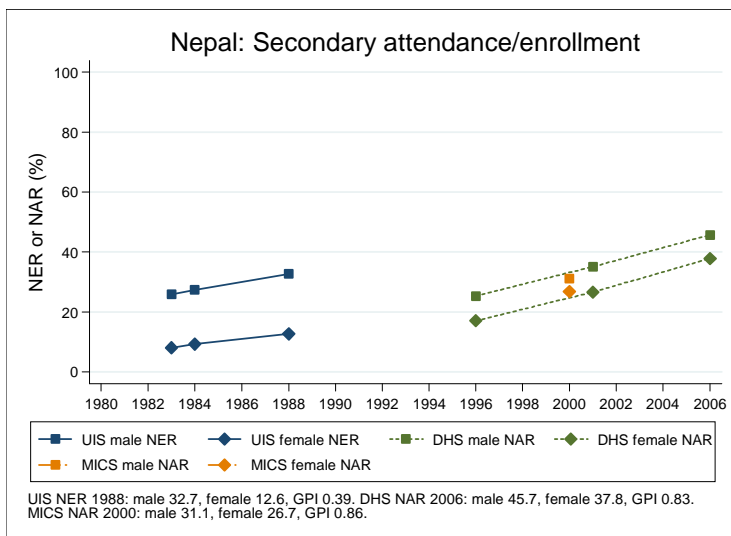
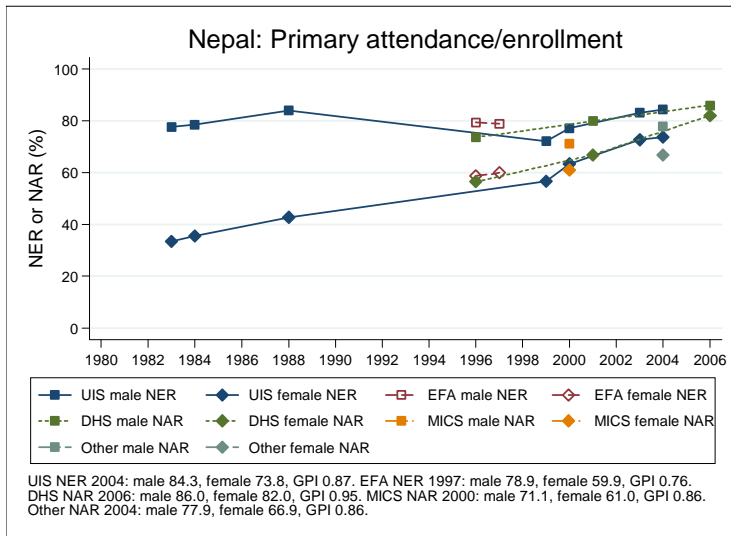
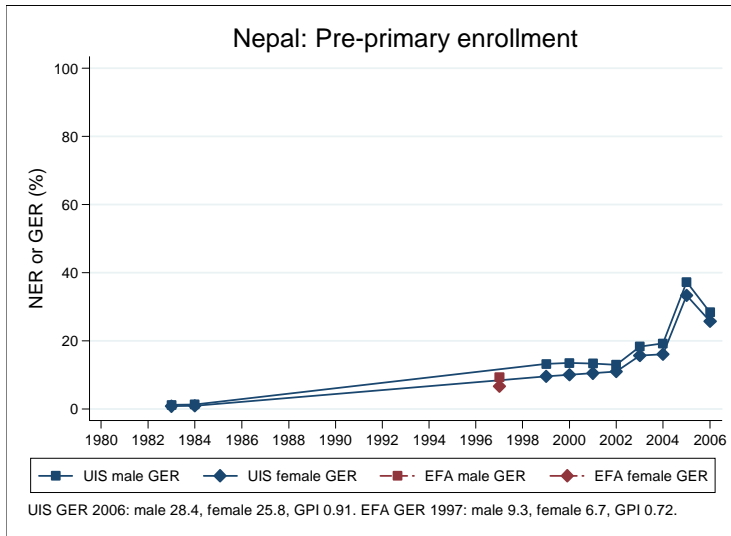
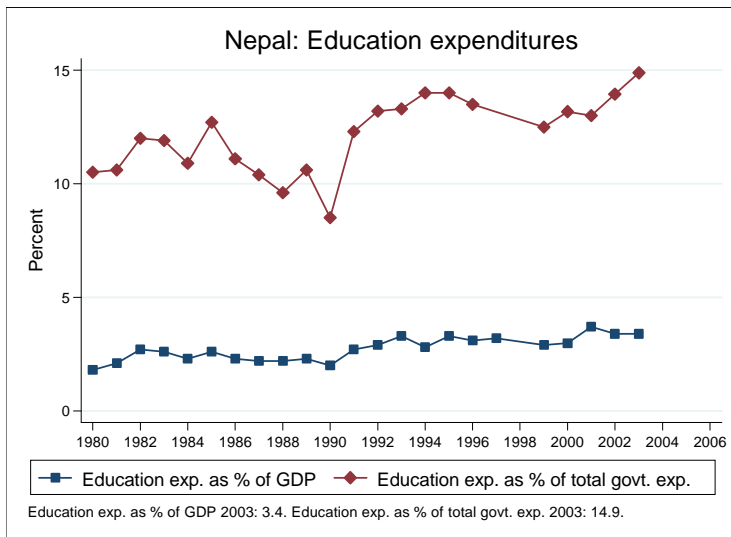
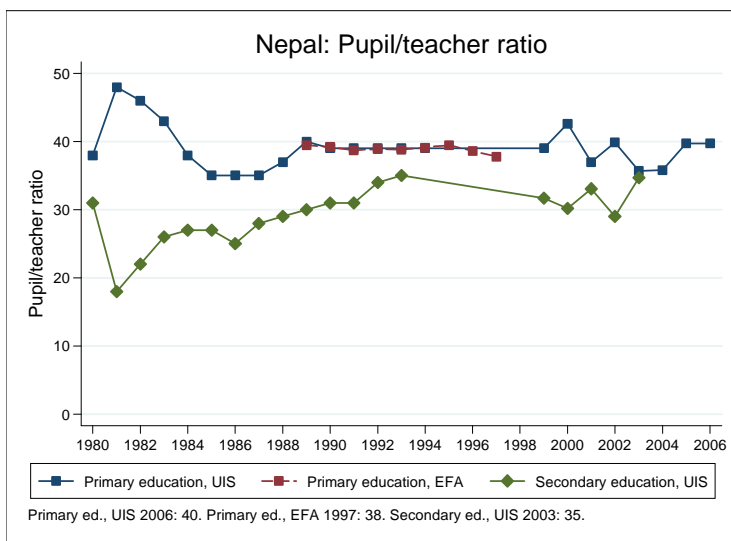
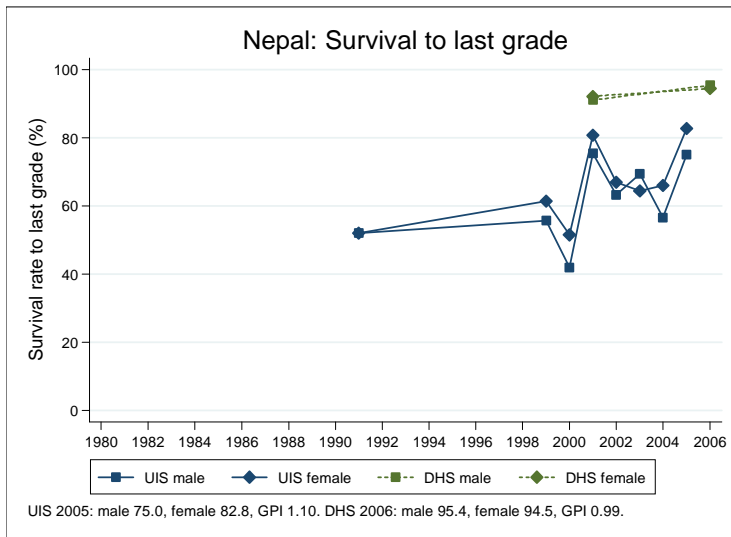


Education statistics: Nepal

UNICEF, Division of Policy and Practice, Statistics and Monitoring Section, www.childinfo.org, May 2008





Administrative data: UNESCO Institute for Statistics

Nepal

Population (1,000)	Total	Male	Female
Preschool age, 2006	1445	742	704
Primary school age, 2006	3571	1836	1735
Secondary school age, 2006	4596	2368	2228
Total population, all ages, 2007	28196	13973	14223
Official school age (years)	Entrance age	Graduation age	Duration
Preschool, 2006	3	4	2
Primary school, 2006	5	9	5
Secondary school, 2006	10	16	7
Compulsory education, 2006	5	9	5
Net enrolment ratio (%)	Total	Male	Female
Preschool NER			
Primary school NER, 2004	79.2	84.3	73.8
Secondary school NER			
Gross enrolment ratio (%)	Total	Male	Female
Preschool GER, 2006	27.1	28.4	25.8
Primary school GER, 2006	126.1	129.0	123.0
Secondary school GER, 2006	43.2	45.7	40.5
Entrance and transition (%)	Total	Male	Female
Primary net intake rate			
Primary gross intake rate, 2006	160.2	160.0	160.4
Primary entrants with ECCE, 2005	18.7	19.0	18.4
Transition rate primary-secondary, 2003	76.7	78.7	74.3
Repetition and completion	Total	Male	Female
Primary repetition rate (%), 2006	20.6	20.8	20.4
Secondary repetition rate (%), 2003	11.7	10.8	12.9
Survival rate to grade 5 (%), 2005	78.5	75.0	82.8
Survival rate to last primary grade (%), 2005	78.5	75.0	82.8
Primary completion rate (%), 2006	76.0	79.6	72.3
School life expectancy (years), 2006	9.4	9.7	9.0
Teaching staff	Pupil/teacher ratio	% trained teachers	% female teachers
Preschool, 2003	20.3		40.7
Primary school, 2006	39.7	30.5	30.1
Secondary school, 2003	34.7	28.2	13.5
Public expenditure per student as % of GDP per capita			
Primary school, 2003	12.4		
Secondary school, 2003	10.5		
Total public expenditure on education			
As % of GDP, 2003	3.4		
As % of total government expenditure, 2003	14.9		

Data sources:

Population: United Nations Population Division, *World Population Prospects: The 2006 Revision*, March 2007.

Education: UNESCO Institute for Statistics, Data Centre, <http://stats.uis.unesco.org/unesco/ReportFolders/ReportFolders.aspx>, January 2008.

Survey data: Nepal 2006 DHS

Nepal

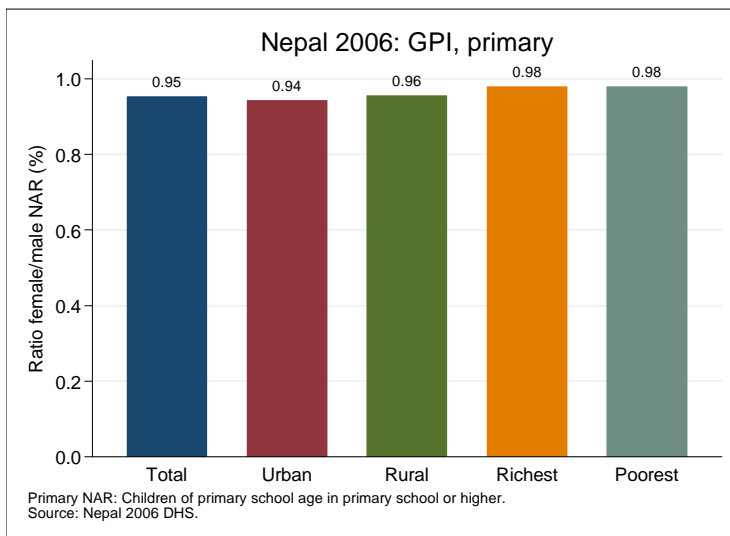
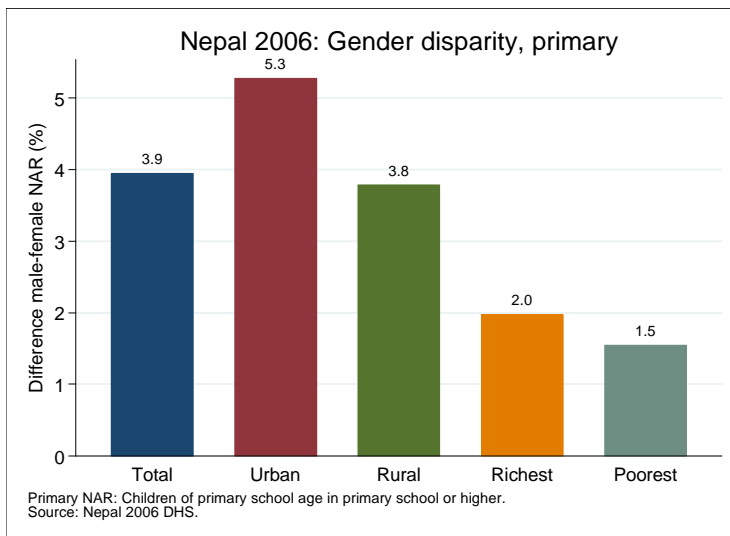
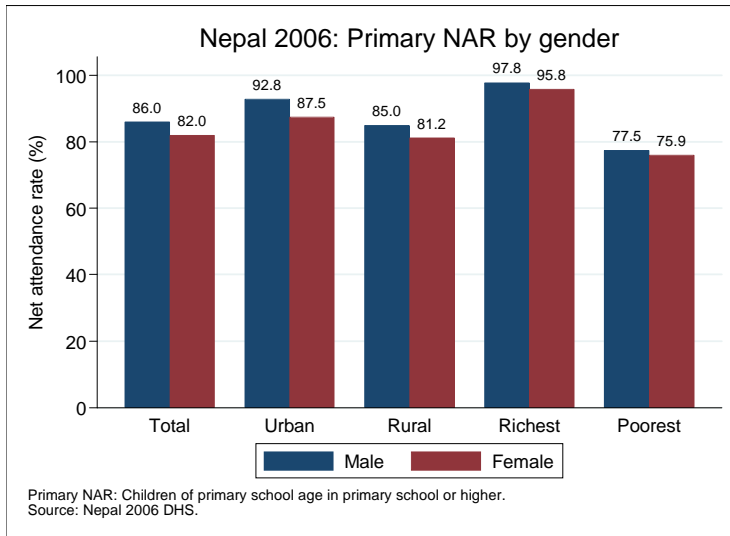
Net attendance rate (%)	Total	Male	Female	Urban	Rural	Richest	Poorest
Primary school NAR	84.1	86.0	82.0	90.2	83.2	96.9	76.7
Secondary school NAR	41.7	45.7	37.8	52.4	40.1	59.5	27.8
Gross attendance rate (%)	Total	Male	Female	Urban	Rural	Richest	Poorest
Primary school GAR	147.1	147.8	146.3	155.0	145.9	160.1	139.8
Secondary school GAR	59.7	64.5	55.2	88.3	55.4	96.4	35.2
Primary age in school (%)	Total	Male	Female	Urban	Rural	Richest	Poorest
Primary school	83.7	85.5	81.8	89.8	82.8	96.4	76.6
Secondary school	0.4	0.5	0.2	0.4	0.4	0.5	0.1
Preschool	1.7	1.8	1.6	1.4	1.7	0.2	2.9
Non-formal education							
Secondary age in school (%)	Total	Male	Female	Urban	Rural	Richest	Poorest
Secondary school	41.7	45.6	37.8	52.4	40.0	59.5	27.8
Higher education	0.0	0.0	0.0	0.0	0.0	0.0	0.0
Primary school	40.8	42.5	39.2	33.9	41.9	31.1	48.4
Preschool	0.1	0.1	0.1	0.1	0.1	0.0	0.2
Non-formal education							
Entrance and transition (%)	Total	Male	Female	Urban	Rural	Richest	Poorest
Primary net intake rate	23.7	21.7	25.9	6.9	26.3	6.9	35.5
Primary gross intake rate	108.2	99.5	117.7	44.2	118.4	24.2	168.5
Primary entrants with ECCE	9.9	8.9	10.8	17.3	9.4	16.5	6.8
Transition rate prim.-sec.	87.6	88.2	86.9	94.6	86.6	96.6	77.2
Repetition and completion (%)	Total	Male	Female	Urban	Rural	Richest	Poorest
Primary repetition rate	15.6	15.5	15.7	8.2	16.5	7.3	23.1
Primary dropout rate	1.5	1.2	1.8	1.4	1.5	0.8	2.4
Secondary repetition rate	9.7	8.7	10.8	7.0	10.4	7.6	12.1
Secondary dropout rate	7.4	7.4	7.4	8.0	7.2	5.6	7.6
Survival rate to grade 5	95.0	95.4	94.5	93.1	95.2	95.8	92.2
Survival rate to last prim. grade	95.0	95.4	94.5	93.1	95.2	95.8	92.2

Primary school NAR: children of primary school age in primary school or higher.

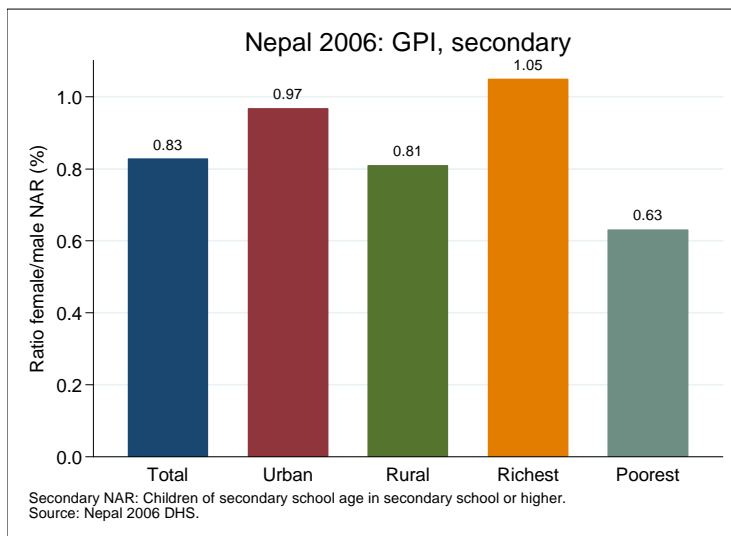
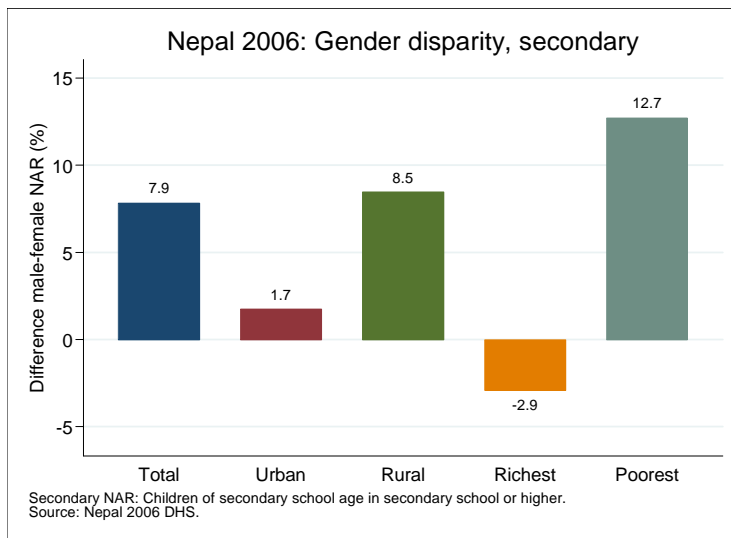
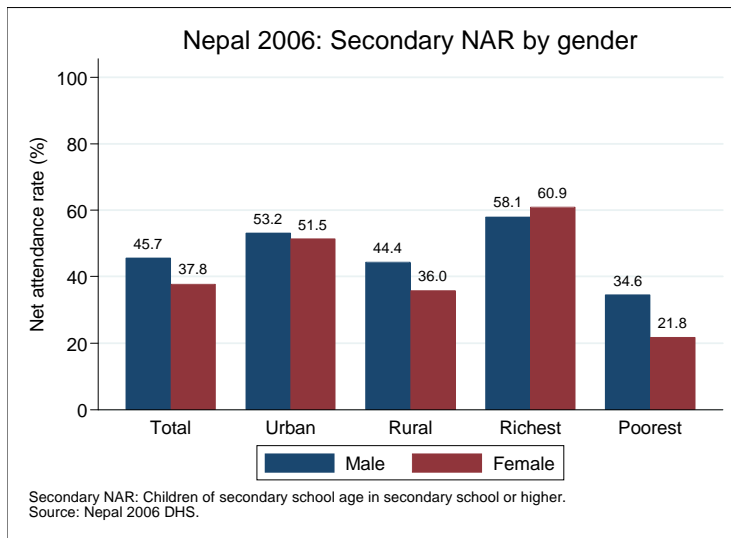
Secondary school NAR: children of secondary school age in secondary school or higher.

Data source: Nepal 2006 DHS.

Gender disparity in primary school (survey data)



Gender disparity in secondary school (survey data)



Projections to 2015

