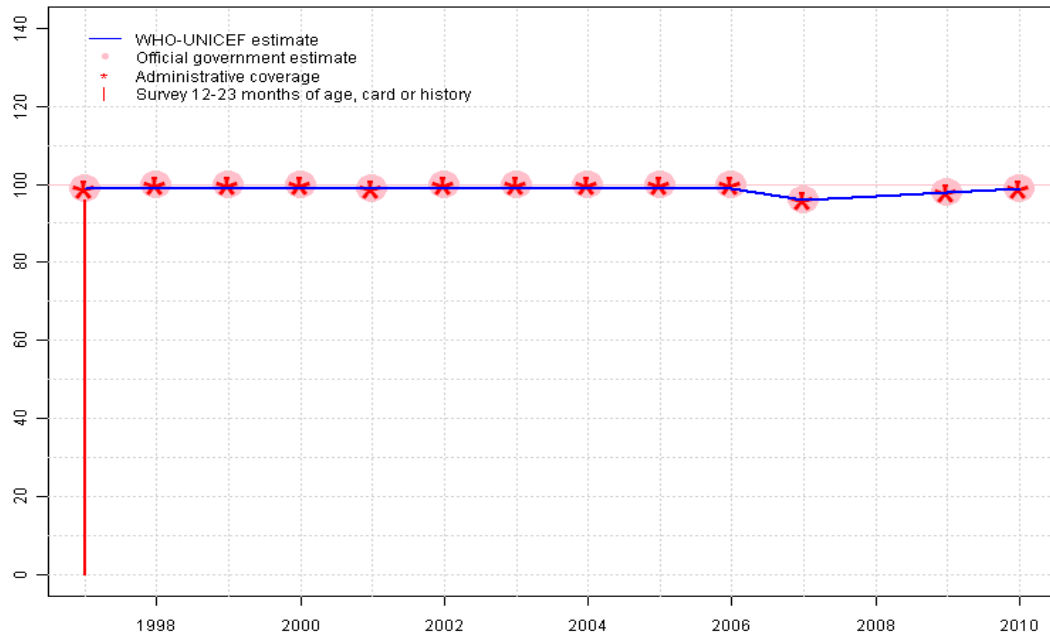


# Qatar - BCG

QAT - BCG



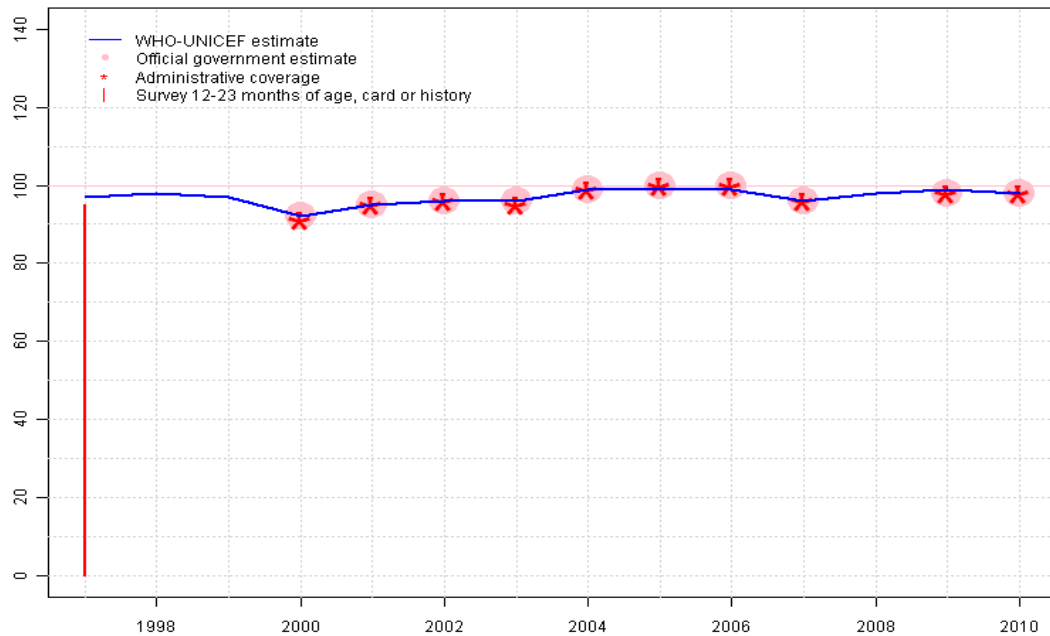
## Description:

- 1997: Legacy estimate.
- 1998: Estimate based on reported data.
- 1999: Estimate based on reported data.
- 2000: Estimate based on reported data.
- 2001: Estimate based on reported data.
- 2002: Estimate based on reported data.
- 2003: Estimate based on reported data.
- 2004: Estimate based on reported data.
- 2005: Estimate based on reported data.
- 2006: Estimate based on reported data.
- 2007: Estimate based on reported data.
- 2008: Estimate based on interpolation between 2007 and 2009.
- 2009: Estimate based on reported data.
- 2010: Estimate based on reported data.

	1997	1998	1999	2000	2001	2002	2003	2004	2005	2006	2007	2008	2009	2010
Estimate	99	99	99	99	99	99	99	99	99	99	96	97	98	99
Official	99	100	100	100	99	100	100	100	100	100	96	NA	98	99
Administrative	99	100	100	100	99	100	100	100	100	100	96	NA	98	99
Survey	96	NA	NA	NA	NA	NA	NA	NA	NA	NA	NA	NA	NA	NA

# Qatar - DTP1

QAT - DTP1



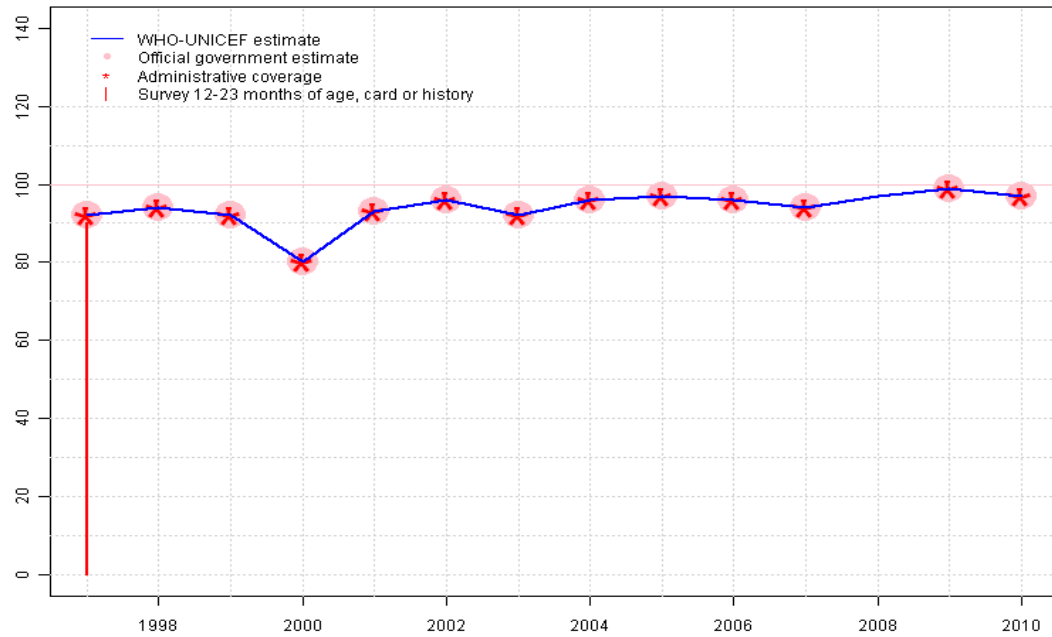
## Description:

- 1997: Legacy estimate.
- 1998: No DTP1 data. Estimate based on DTP3 coverage of 94. Current estimate of 98 percent changed from previous revision value of 97 percent.
- 1999: No DTP1 data. Estimate based on DTP3 coverage of 92.
- 2000: Estimate is based on reported data. Current estimate of 92 percent changed from previous revision value of 97 percent.
- 2001: Estimate based on reported data. Current estimate of 95 percent changed from previous revision value of 99 percent.
- 2002: Estimate based on reported data. Current estimate of 96 percent changed from previous revision value of 99 percent.
- 2003: Estimate based on reported data. Current estimate of 96 percent changed from previous revision value of 99 percent.
- 2004: Estimate based on reported data.
- 2005: Estimate based on reported data.
- 2006: Estimate based on reported data.
- 2007: Estimate based on reported data. Current estimate of 96 percent changed from previous revision value of 99 percent.
- 2008: Estimate based on interpolation between 2007 and 2009. Current estimate of 98 percent changed from previous revision value of 99 percent.
- 2009: DTP1 coverage estimated based on DTP3 coverage of 99.
- 2010: Estimate based on reported data.

	1997	1998	1999	2000	2001	2002	2003	2004	2005	2006	2007	2008	2009	2010
Estimate	97	98	97	92	95	96	96	99	99	99	96	98	99	98
Official	NA	NA	NA	92	95	96	96	99	100	100	96	NA	98	98
Administrative	NA	NA	NA	91	95	96	95	99	100	100	96	NA	98	98
Survey	95	NA	NA	NA	NA	NA	NA	NA	NA	NA	NA	NA	NA	NA

# Qatar - DTP3

QAT - DTP3



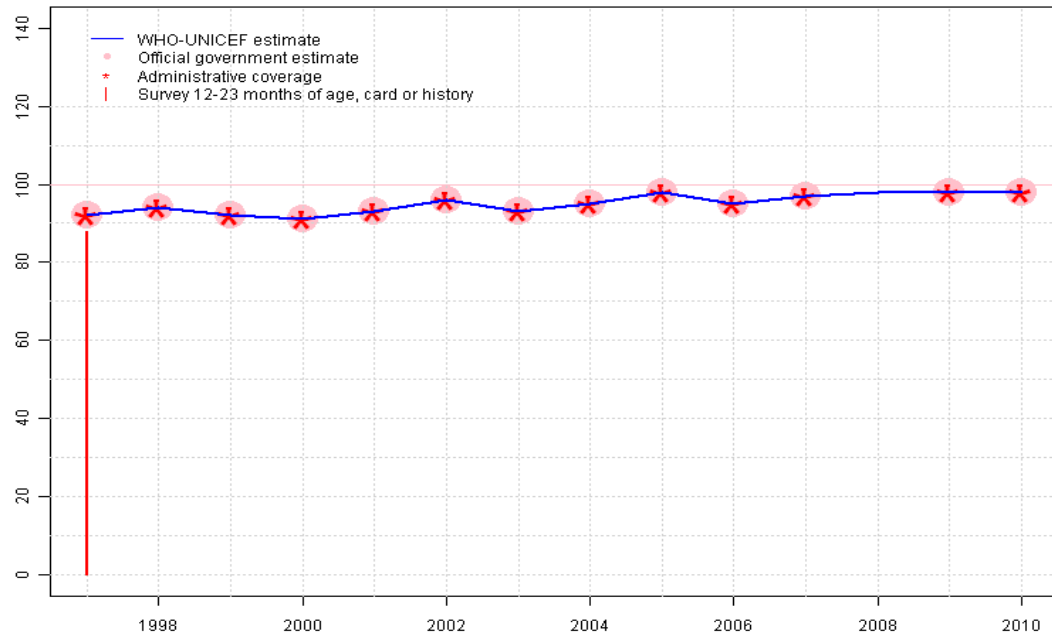
## Description:

- 1997: Legacy estimate.
- 1998: Estimate based on reported data.
- 1999: Estimate based on reported data.
- 2000: Estimate based on reported data. Decline confirmed by Ministry of Health
- 2001: Estimate based on reported data.
- 2002: Estimate based on reported data.
- 2003: Estimate based on reported data.
- 2004: Estimate based on reported data.
- 2005: Estimate based on reported data.
- 2006: Estimate based on reported data.
- 2007: Estimate based on reported data.
- 2008: Estimate based on interpolation between 2007 and 2009.
- 2009: Estimate based on reported data.
- 2010: Estimate based on reported data.

	1997	1998	1999	2000	2001	2002	2003	2004	2005	2006	2007	2008	2009	2010
Estimate	92	94	92	80	93	96	92	96	97	96	94	97	99	97
Official	92	94	92	80	93	96	92	96	97	96	94	NA	99	97
Administrative	92	94	92	80	93	96	92	96	97	96	94	NA	99	97
Survey	90	NA	NA	NA	NA	NA	NA	NA	NA	NA	NA	NA	NA	NA

# Qatar - Pol3

QAT - Pol3



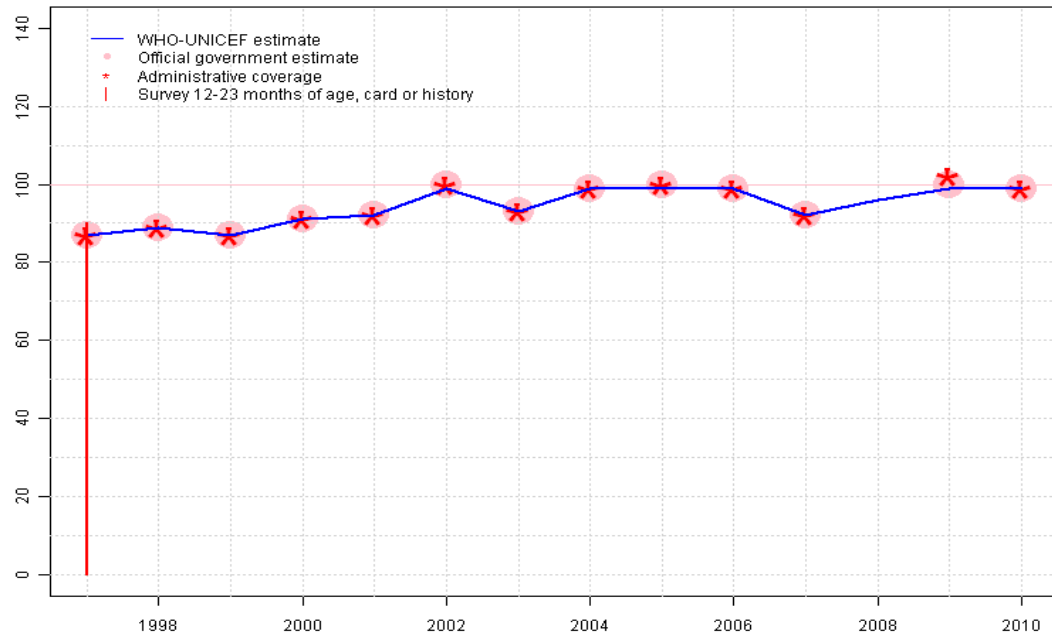
## Description:

- 1997: Legacy estimate.
- 1998: Estimate based on reported data.
- 1999: Estimate based on reported data.
- 2000: Estimate based on reported data.
- 2001: Estimate based on reported data.
- 2002: Estimate based on reported data.
- 2003: Estimate based on reported data.
- 2004: Estimate based on reported data.
- 2005: Estimate based on reported data.
- 2006: Estimate based on reported data.
- 2007: Estimate based on reported data.
- 2008: Estimate based on interpolation between 2007 and 2009.
- 2009: Estimate based on reported data.
- 2010: Estimate based on reported data.

	1997	1998	1999	2000	2001	2002	2003	2004	2005	2006	2007	2008	2009	2010
Estimate	92	94	92	91	93	96	93	95	98	95	97	98	98	98
Official	92	94	92	91	93	96	93	95	98	95	97	NA	98	98
Administrative	92	94	92	91	93	96	93	95	98	95	97	NA	98	98
Survey	88	NA	NA	NA	NA	NA	NA	NA	NA	NA	NA	NA	NA	NA

# Qatar - MCV

QAT - MCV



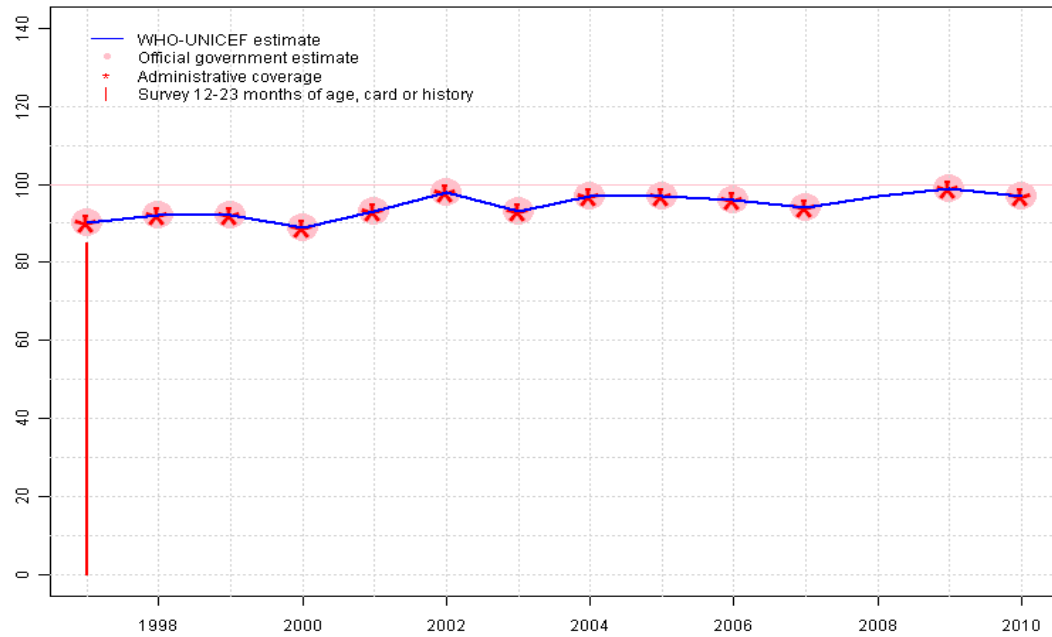
## Description:

- 1997: Legacy estimate.
- 1998: Estimate based on reported data.
- 1999: Estimate based on reported data.
- 2000: Estimate based on reported data.
- 2001: Estimate based on reported data.
- 2002: Estimate based on reported data.
- 2003: Estimate based on reported data.
- 2004: Estimate based on reported data.
- 2005: Estimate based on reported data.
- 2006: Estimate based on reported data.
- 2007: Estimate based on reported data.
- 2008: Estimate based on interpolation between 2007 and 2009.
- 2009: Estimate based on reported data.
- 2010: Estimate based on reported data.

	1997	1998	1999	2000	2001	2002	2003	2004	2005	2006	2007	2008	2009	2010
Estimate	87	89	87	91	92	99	93	99	99	99	92	96	99	99
Official	87	89	87	91	92	100	93	99	100	99	92	NA	100	99
Administrative	87	89	87	91	92	100	93	99	100	99	92	NA	102	99
Survey	90	NA	NA	NA	NA	NA	NA	NA	NA	NA	NA	NA	NA	NA

# Qatar - HepB3

QAT - HepB3



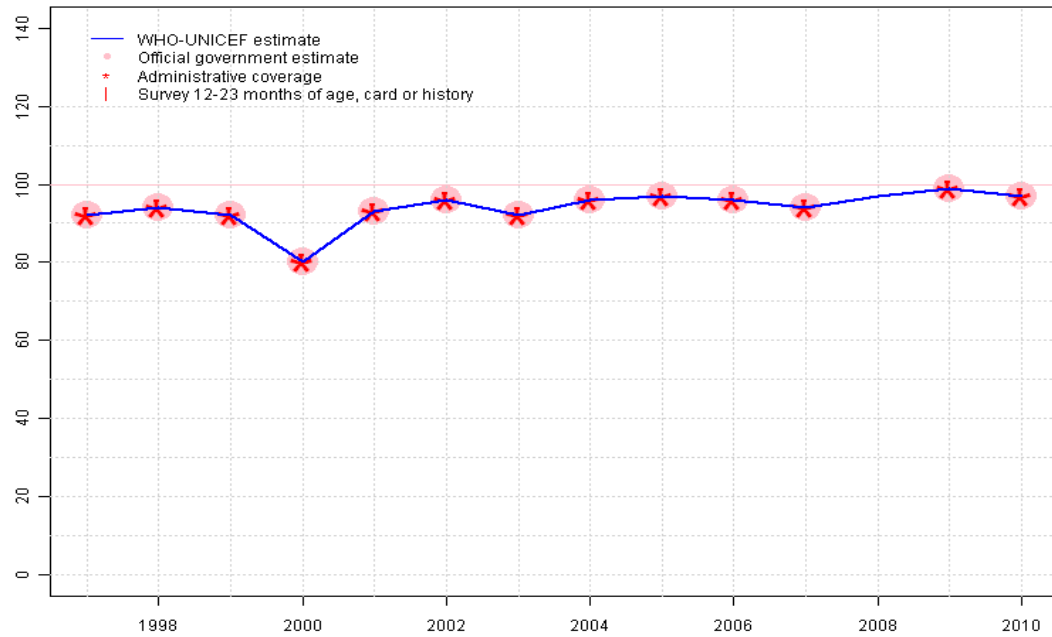
## Description:

- 1997: Legacy estimate.
- 1998: Estimate based on reported data.
- 1999: Estimate based on reported data.
- 2000: Estimate based on reported data.
- 2001: Estimate based on reported data.
- 2002: Estimate based on reported data.
- 2003: Estimate based on reported data.
- 2004: Estimate based on reported data.
- 2005: Estimate based on reported data.
- 2006: Estimate based on reported data.
- 2007: Estimate based on reported data.
- 2008: Estimate based on interpolation between 2007 and 2009.
- 2009: Estimate based on reported data.
- 2010: Estimate based on reported data.

	1997	1998	1999	2000	2001	2002	2003	2004	2005	2006	2007	2008	2009	2010
Estimate	90	92	92	89	93	98	93	97	97	96	94	97	99	97
Official	90	92	92	89	93	98	93	97	97	96	94	NA	99	97
Administrative	90	92	92	89	93	98	93	97	97	96	94	NA	99	97
Survey	85	NA	NA	NA	NA	NA	NA	NA	NA	NA	NA	NA	NA	NA

# Qatar - Hib3

QAT - Hib3

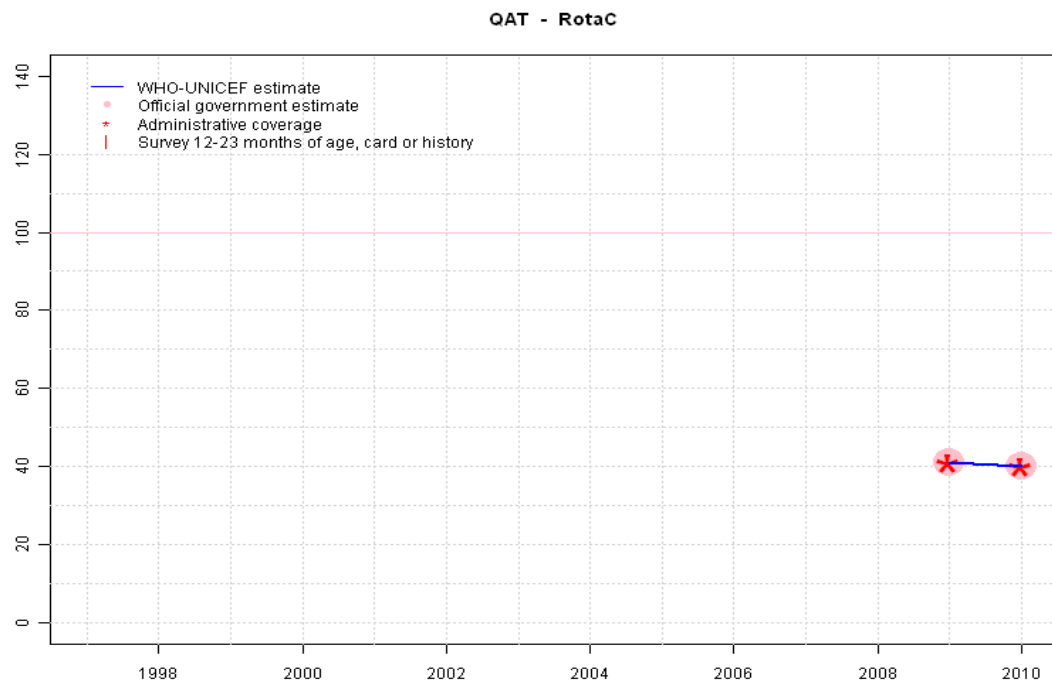


## Description:

1997: Legacy estimate. Hib introduced in 1996. Reporting started in 1997.  
 1998: Estimate based on reported data.  
 1999: Estimate based on reported data.  
 2000: Estimate based on reported data. Decline confirmed by Ministry of Health  
 2001: Estimate based on reported data.  
 2002: Estimate based on reported data.  
 2003: Estimate based on reported data.  
 2004: Estimate based on reported data.  
 2005: Estimate based on reported data.  
 2006: Estimate based on reported data.  
 2007: Estimate based on reported data.  
 2008: Estimate based on interpolation between 2007 and 2009.  
 2009: Estimate based on reported data.  
 2010: Estimate based on reported data.

	1997	1998	1999	2000	2001	2002	2003	2004	2005	2006	2007	2008	2009	2010
Estimate	92	94	92	80	93	96	92	96	97	96	94	97	99	97
Official	92	94	92	80	93	96	92	96	97	96	94	NA	99	97
Administrative	92	94	92	80	93	96	92	96	97	96	94	NA	99	97
Survey	NA	NA	NA	NA	NA	NA	NA	NA	NA	NA	NA	NA	NA	NA

# Qatar - RotaC



## Description:

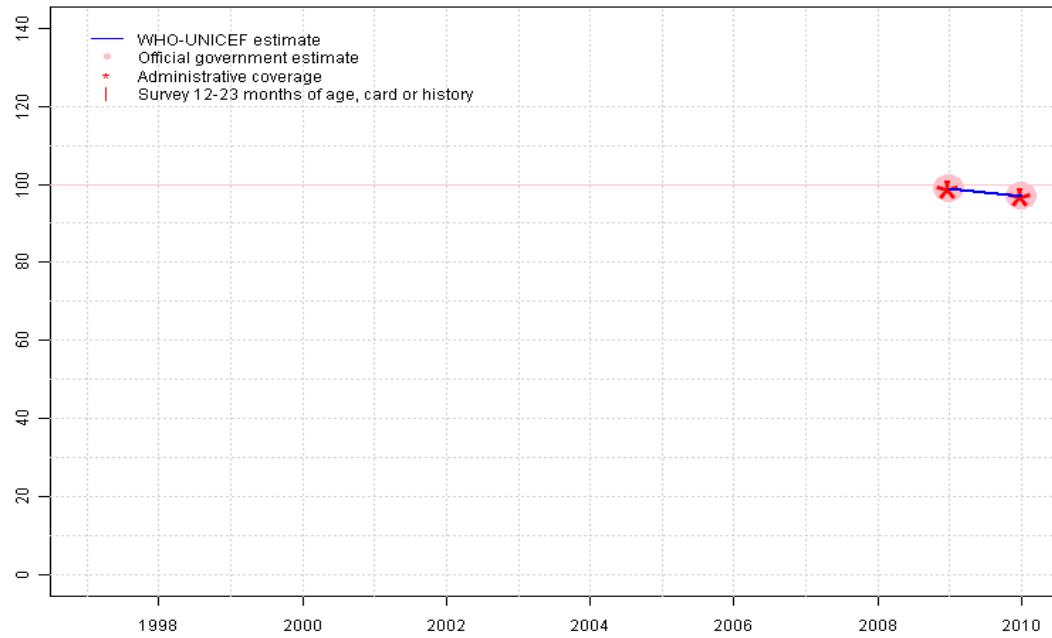
2009: Estimate based on reported data. Rota introduced in 2008 reporting started in 2009

2010: Estimate based on reported data.

	1997	1998	1999	2000	2001	2002	2003	2004	2005	2006	2007	2008	2009	2010
Estimate	NA	NA	NA	NA	NA	NA	NA	NA	NA	NA	NA	NA	41	40
Official	NA	NA	NA	NA	NA	NA	NA	NA	NA	NA	NA	NA	41	40
Administrative	NA	NA	NA	NA	NA	NA	NA	NA	NA	NA	NA	NA	41	40
Survey	NA	NA	NA	NA	NA	NA	NA	NA	NA	NA	NA	NA	NA	NA

# Qatar - PcV3

QAT - PcV3



## Description:

2009: Estimate based on reported data. PCV introduced in 2005 reporting started in 2009

2010: Estimate based on reported data.

	1997	1998	1999	2000	2001	2002	2003	2004	2005	2006	2007	2008	2009	2010
Estimate	NA	NA	NA	NA	NA	NA	NA	NA	NA	NA	NA	NA	99	97
Official	NA	NA	NA	NA	NA	NA	NA	NA	NA	NA	NA	NA	99	97
Administrative	NA	NA	NA	NA	NA	NA	NA	NA	NA	NA	NA	NA	99	97
Survey	NA	NA	NA	NA	NA	NA	NA	NA	NA	NA	NA	NA	NA	NA

# Qatar - survey details

---

1997 Qatar Family Health Survey 1998, 2000

Vaccine	Confirmation method	Coverage	Age cohort	Sample	Cards seen
BCG	Card or History	96	12-23 m	724	89
DTP1	Card or History	95	12-23 m	724	89
DTP3	Card or History	90	12-23 m	724	89

HepB1	Card or History	90	12-23 m	724	89
HepB3	Card or History	85	12-23 m	724	89
MCV	Card or History	90	12-23 m	724	89
Pol1	Card or History	94	12-23 m	724	89
Pol3	Card or History	88	12-23 m	724	89

Further information and estimates for 1980-1996 are available at:

[http://www.childinfo.org/immunization\\_countryreports.html](http://www.childinfo.org/immunization_countryreports.html)

[http://www.who.int/immunization\\_monitoring/routine/immunization\\_coverage/en/index4.html](http://www.who.int/immunization_monitoring/routine/immunization_coverage/en/index4.html)