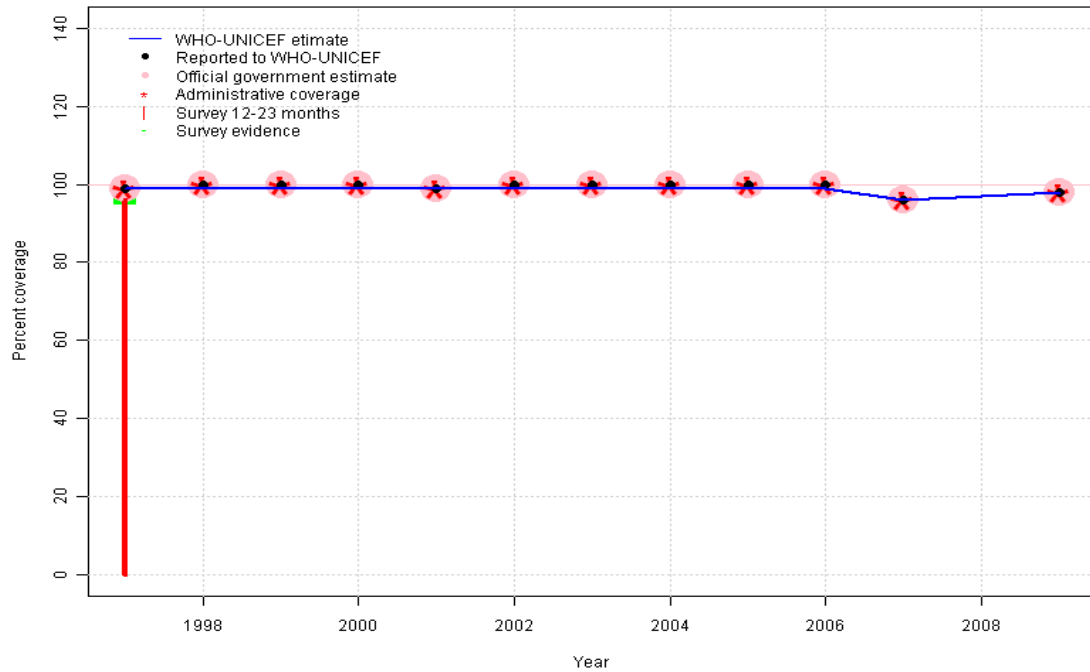


# Qatar - BCG

QAT - BCG



## Description:

1997: Legacy estimate.

1998: Estimate based on reported data.

1999: Estimate based on reported data.

2000: Estimate based on reported data.

2001: Estimate based on reported data.

2002: Estimate based on reported data.

2003: Estimate based on reported data.

2004: Estimate based on reported data.

2005: Estimate based on reported data.

2006: Estimate based on reported data.

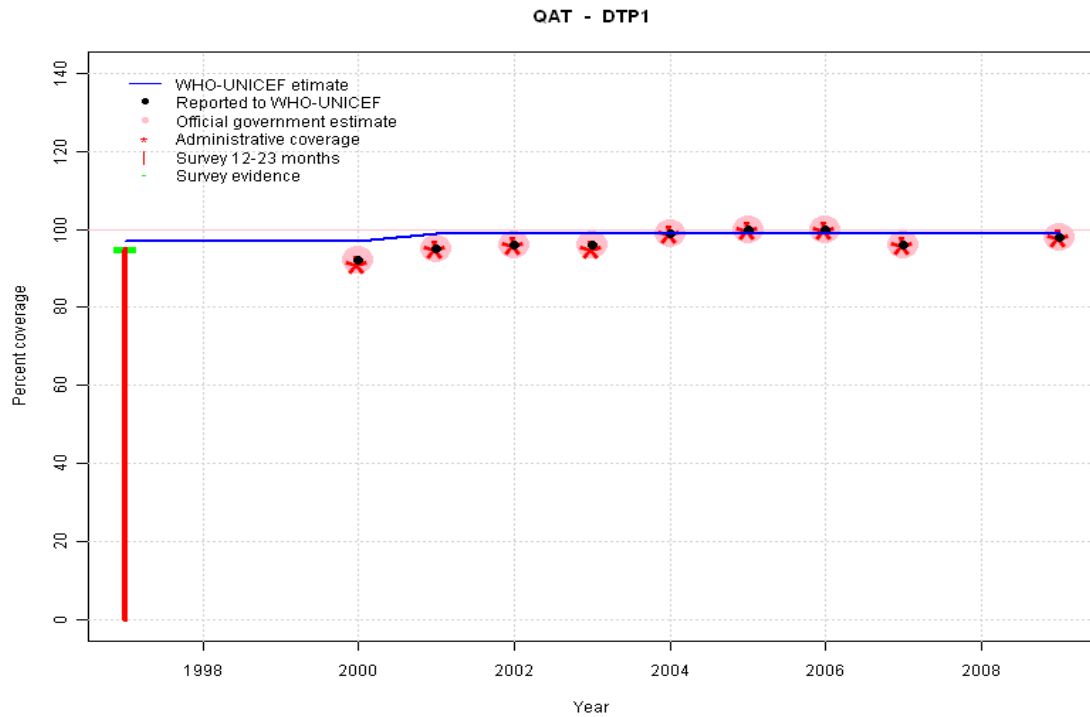
2007: Estimate based on reported data.

2008: Estimate based on trend in reported data. Missing or ignored reported value estimated by interpolation between reported values of 96 percent in 2007 and 98 percent in 2009.

2009: Estimate based on reported data.

	1997	1998	1999	2000	2001	2002	2003	2004	2005	2006	2007	2008	2009
Estimate	99	99	99	99	99	99	99	99	99	99	96	97	98
Reported	99	100	100	100	99	100	100	100	100	100	96	NA	98
Official	99	100	100	100	99	100	100	100	100	100	96	NA	98
Administrative	99	100	100	100	99	100	100	100	100	100	96	NA	98
Survey	96	NA	NA	NA	NA	NA	NA	NA	NA	NA	NA	NA	NA

# Qatar - DTP1



	1997	1998	1999	2000	2001	2002	2003	2004	2005	2006	2007	2008	2009
Estimate	97	97	97	97	99	99	99	99	99	99	99	99	99
Reported	NA	NA	NA	92	95	96	96	99	100	100	96	NA	98
Official	NA	NA	NA	92	95	96	96	99	100	100	96	NA	98
Administrative	NA	NA	NA	91	95	96	95	99	100	100	96	NA	98
Survey	95	NA	NA	NA	NA	NA	NA	NA	NA	NA	NA	NA	NA

## Description:

1997: Legacy estimate.

1998: Estimate calibrated to 1997 level (97 percent) and reported coverage (92 percent).

1999: Estimate calibrated to 1997 level (97 percent) and reported coverage (92 percent).

2000: Estimate calibrated to 1997 level (97 percent) and reported coverage (92 percent).

2001: Estimate calibrated to 1997 level (97 percent) and reported coverage (95 percent).

2002: Estimate calibrated to 1997 level (97 percent) and reported coverage (96 percent).

2003: Estimate calibrated to 1997 level (97 percent) and reported coverage (96 percent).

2004: Estimate calibrated to 1997 level (97 percent) and reported coverage (99 percent).

2005: Estimate calibrated to 1997 level (97 percent) and reported coverage (99 percent).

2006: Estimate calibrated to 1997 level (97 percent) and reported coverage (99 percent).

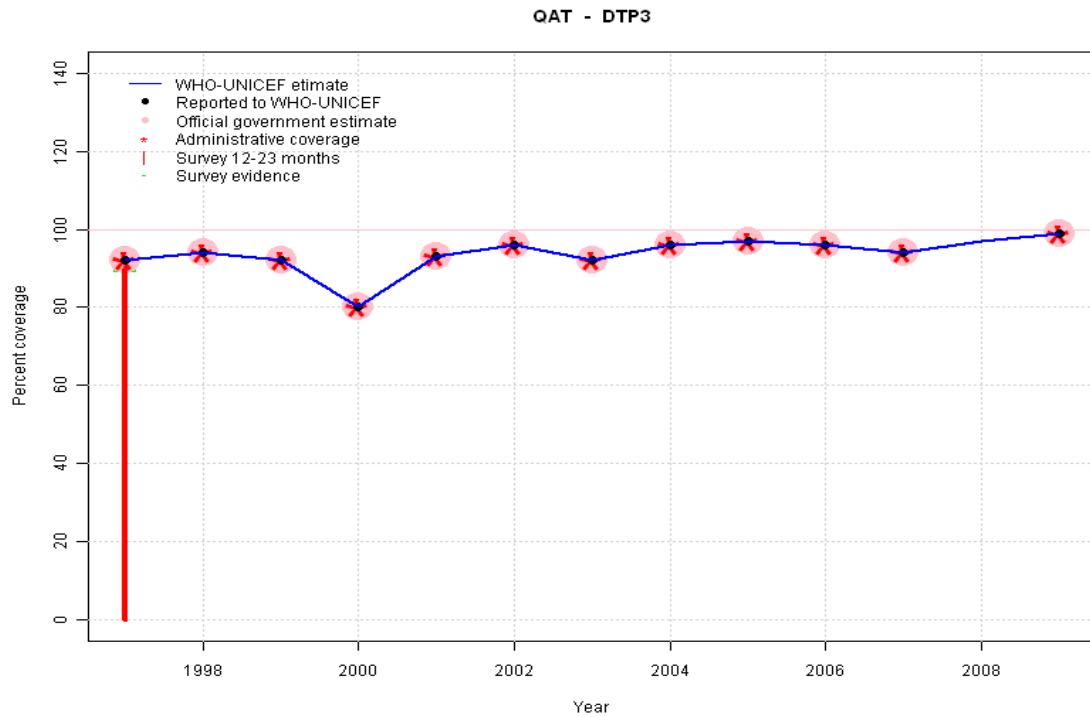
2007: Estimate calibrated to 1997 level (97 percent) and reported coverage (96 percent).

2008: Estimate calibrated to 1997 level (97 percent) and reported coverage (97 percent).

2009: Estimate calibrated to 1997 level (97 percent) and reported coverage (98 percent).

# Qatar - DTP3

## Description:

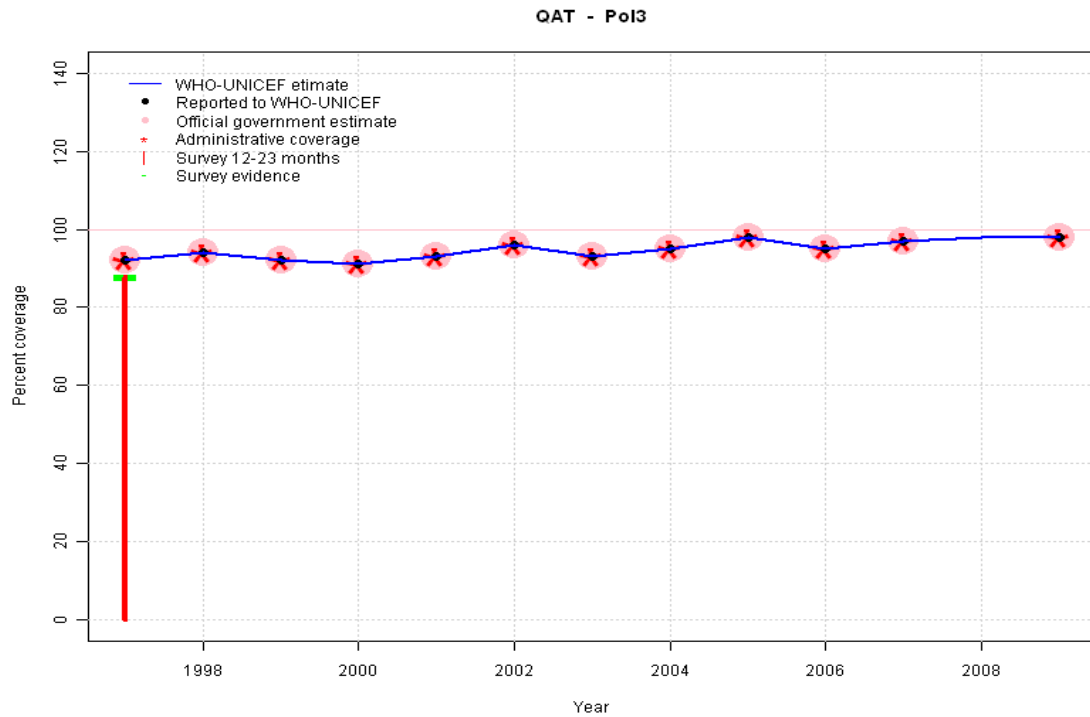


- 1997: Legacy estimate.
- 1998: Estimate based on reported data.
- 1999: Estimate based on reported data.
- 2000: Estimate based on reported data. Decline confirmed by Ministry of Health
- 2001: Estimate based on reported data.
- 2002: Estimate based on reported data.
- 2003: Estimate based on reported data.
- 2004: Estimate based on reported data.
- 2005: Estimate based on reported data.
- 2006: Estimate based on reported data.
- 2007: Estimate based on reported data.
- 2008: Estimate based on trend in reported data. Missing or ignored reported value estimated by interpolation between reported values of 94 percent in 2007 and 99 percent in 2009.
- 2009: Estimate based on reported data.

	1997	1998	1999	2000	2001	2002	2003	2004	2005	2006	2007	2008	2009
Estimate	92	94	92	80	93	96	92	96	97	96	94	97	99
Reported	92	94	92	80	93	96	92	96	97	96	94	NA	99
Official	92	94	92	80	93	96	92	96	97	96	94	NA	99
Administrative	92	94	92	80	93	96	92	96	97	96	94	NA	99
Survey	90	NA	NA	NA	NA	NA	NA	NA	NA	NA	NA	NA	NA

# Qatar - Pol3

## Description:

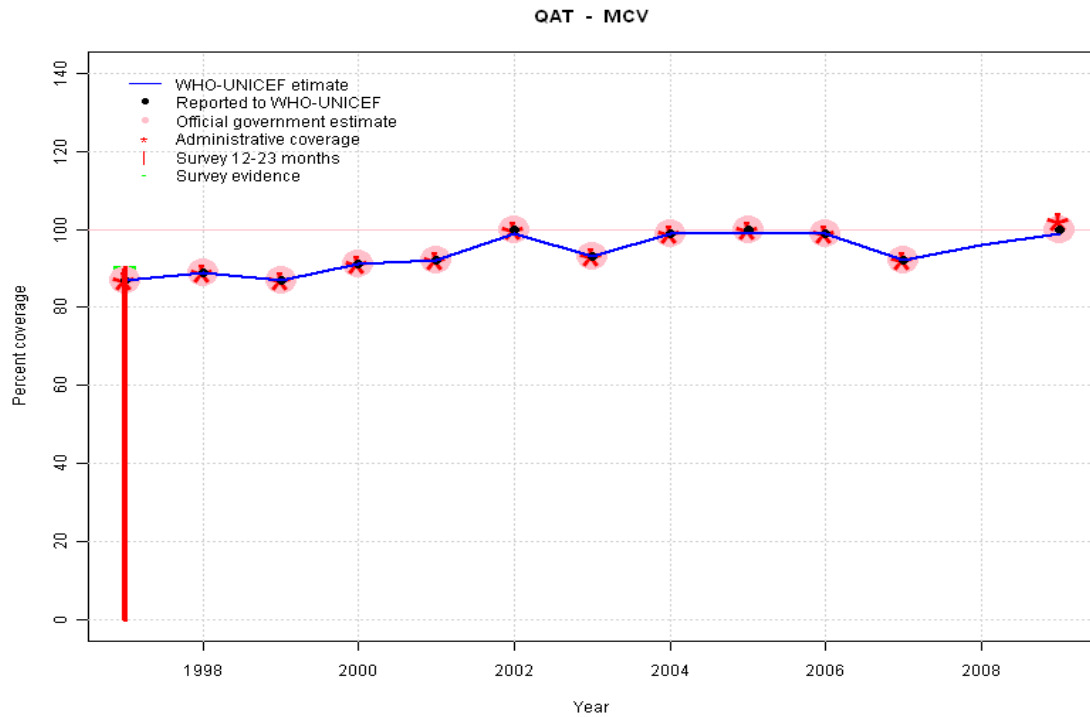


- 1997: Legacy estimate.
- 1998: Estimate based on reported data.
- 1999: Estimate based on reported data.
- 2000: Estimate based on reported data.
- 2001: Estimate based on reported data.
- 2002: Estimate based on reported data.
- 2003: Estimate based on reported data.
- 2004: Estimate based on reported data.
- 2005: Estimate based on reported data.
- 2006: Estimate based on reported data.
- 2007: Estimate based on reported data.
- 2008: Estimate based on trend in reported data. Missing or ignored reported value estimated by interpolation between reported values of 97 percent in 2007 and 98 percent in 2009.
- 2009: Estimate based on reported data.

	1997	1998	1999	2000	2001	2002	2003	2004	2005	2006	2007	2008	2009
Estimate	92	94	92	91	93	96	93	95	98	95	97	98	98
Reported	92	94	92	91	93	96	93	95	98	95	97	NA	98
Official	92	94	92	91	93	96	93	95	98	95	97	NA	98
Administrative	92	94	92	91	93	96	93	95	98	95	97	NA	98
Survey	88	NA	NA	NA	NA	NA	NA	NA	NA	NA	NA	NA	NA

# Qatar - MCV

## Description:

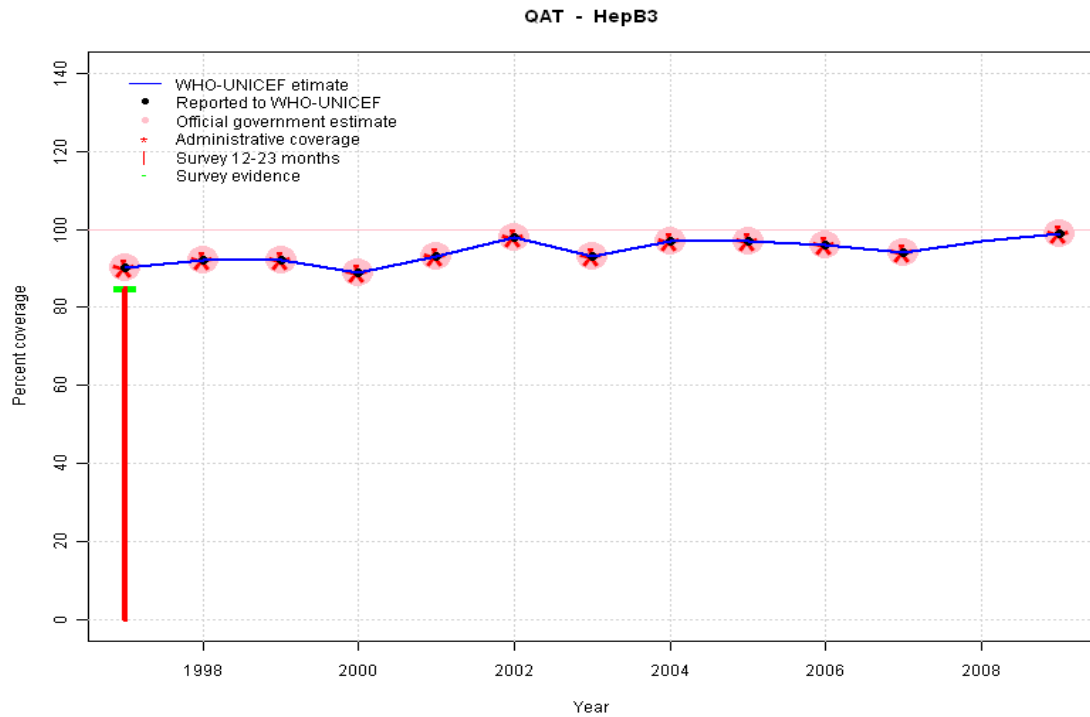


- 1997: Legacy estimate.
- 1998: Estimate based on reported data.
- 1999: Estimate based on reported data.
- 2000: Estimate based on reported data.
- 2001: Estimate based on reported data.
- 2002: Estimate based on reported data.
- 2003: Estimate based on reported data.
- 2004: Estimate based on reported data.
- 2005: Estimate based on reported data.
- 2006: Estimate based on reported data.
- 2007: Estimate based on reported data.
- 2008: Estimate based on trend in reported data. Missing or ignored reported value estimated by interpolation between reported values of 92 percent in 2007 and 100 percent in 2009.
- 2009: Estimate based on reported data.

	1997	1998	1999	2000	2001	2002	2003	2004	2005	2006	2007	2008	2009
Estimate	87	89	87	91	92	99	93	99	99	99	92	96	99
Reported	87	89	87	91	92	100	93	99	100	99	92	NA	100
Official	87	89	87	91	92	100	93	99	100	99	92	NA	100
Administrative	87	89	87	91	92	100	93	99	100	99	92	NA	102
Survey	90	NA	NA	NA	NA	NA	NA	NA	NA	NA	NA	NA	NA

# Qatar - HepB3

## Description:

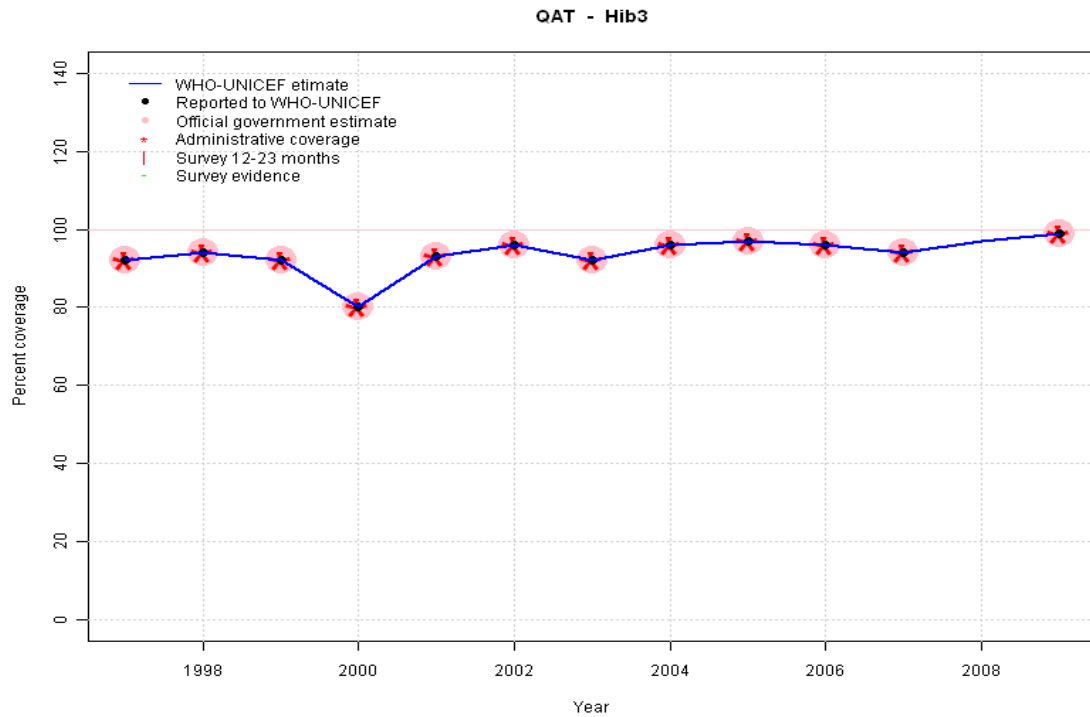


- 1997: Legacy estimate.
- 1998: Estimate based on reported data.
- 1999: Estimate based on reported data.
- 2000: Estimate based on reported data.
- 2001: Estimate based on reported data.
- 2002: Estimate based on reported data.
- 2003: Estimate based on reported data.
- 2004: Estimate based on reported data.
- 2005: Estimate based on reported data.
- 2006: Estimate based on reported data.
- 2007: Estimate based on reported data.
- 2008: Estimate based on trend in reported data. Missing or ignored reported value estimated by interpolation between reported values of 94 percent in 2007 and 99 percent in 2009.
- 2009: Estimate based on reported data.

	1997	1998	1999	2000	2001	2002	2003	2004	2005	2006	2007	2008	2009
Estimate	90	92	92	89	93	98	93	97	97	96	94	97	99
Reported	90	92	92	89	93	98	93	97	97	96	94	NA	99
Official	90	92	92	89	93	98	93	97	97	96	94	NA	99
Administrative	90	92	92	89	93	98	93	97	97	96	94	NA	99
Survey	85	NA	NA	NA	NA	NA	NA	NA	NA	NA	NA	NA	NA

# Qatar - Hib3

## Description:



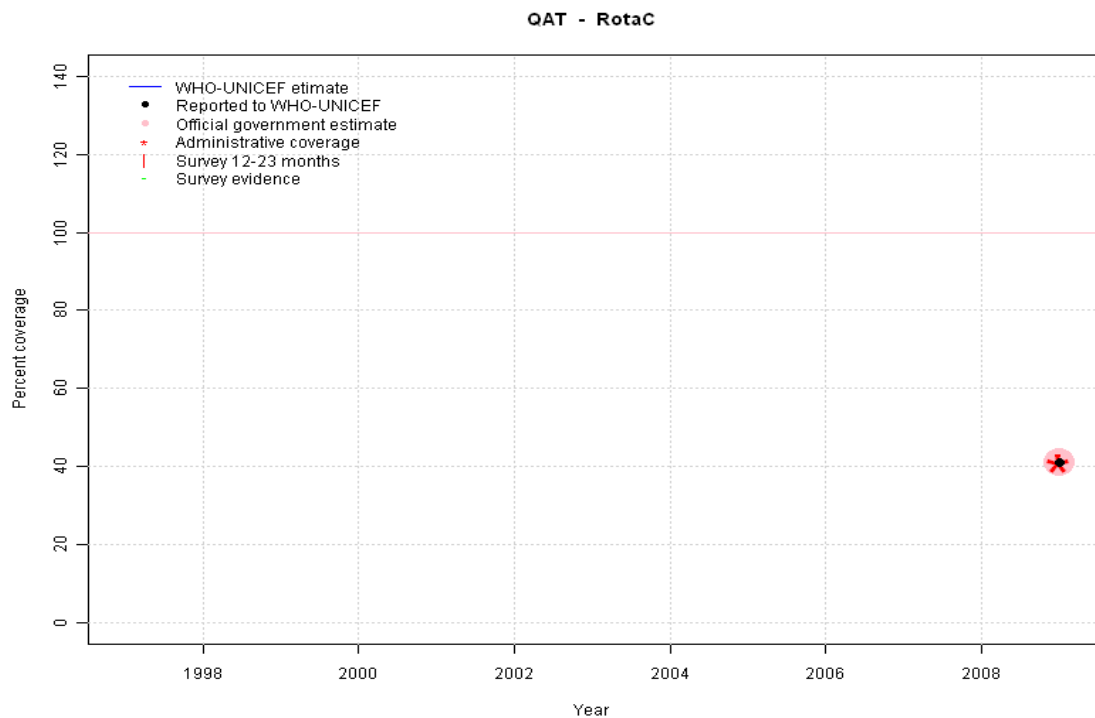
- 1997: Legacy estimate. Hib introduced in 1996. Reporting started in 1997.
- 1998: Estimate based on reported data.
- 1999: Estimate based on reported data.
- 2000: Estimate based on reported data. Decline confirmed by Ministry of Health
- 2001: Estimate based on reported data.
- 2002: Estimate based on reported data.
- 2003: Estimate based on reported data.
- 2004: Estimate based on reported data.
- 2005: Estimate based on reported data.
- 2006: Estimate based on reported data.
- 2007: Estimate based on reported data.
- 2008: Estimate based on trend in reported data. Missing or ignored reported value estimated by interpolation between reported values of 94 percent in 2007 and 99 percent in 2009.
- 2009: Estimate based on reported data.

	1997	1998	1999	2000	2001	2002	2003	2004	2005	2006	2007	2008	2009
Estimate	92	94	92	80	93	96	92	96	97	96	94	97	99
Reported	92	94	92	80	93	96	92	96	97	96	94	NA	99
Official	92	94	92	80	93	96	92	96	97	96	94	NA	99
Administrative	92	94	92	80	93	96	92	96	97	96	94	NA	99
Survey	NA	NA	NA	NA	NA	NA	NA	NA	NA	NA	NA	NA	NA

# Qatar - RotaC

## Description:

2009: Estimate based on reported data. Rota introduced in 2008 reporting started in 2009

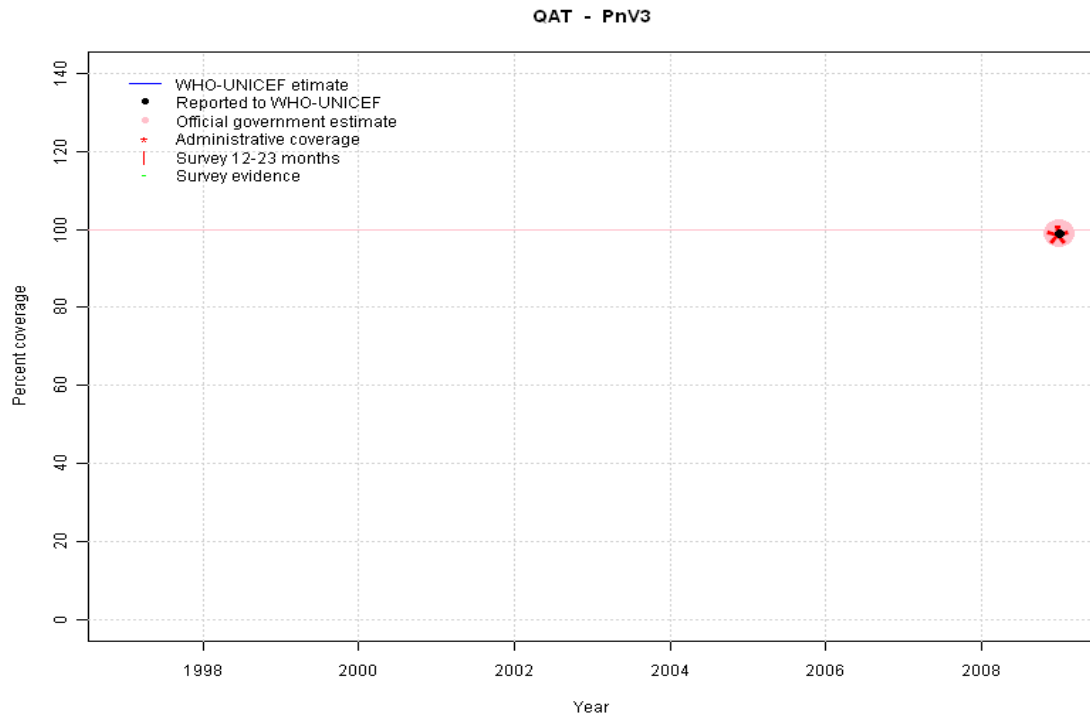


	1997	1998	1999	2000	2001	2002	2003	2004	2005	2006	2007	2008	2009
Estimate	NA	NA	NA	NA	NA	NA	NA	NA	NA	NA	NA	NA	41
Reported	NA	NA	NA	NA	NA	NA	NA	NA	NA	NA	NA	NA	41
Official	NA	NA	NA	NA	NA	NA	NA	NA	NA	NA	NA	NA	41
Administrative	NA	NA	NA	NA	NA	NA	NA	NA	NA	NA	NA	NA	41
Survey	NA	NA	NA	NA	NA	NA	NA	NA	NA	NA	NA	NA	NA

# Qatar - PnV3

## Description:

2009: Estimate based on reported data. PCV introduced in 2005 reporting started in 2009



	1997	1998	1999	2000	2001	2002	2003	2004	2005	2006	2007	2008	2009
Estimate	NA	NA	NA	NA	NA	NA	NA	NA	NA	NA	NA	NA	99
Reported	NA	NA	NA	NA	NA	NA	NA	NA	NA	NA	NA	NA	99
Official	NA	NA	NA	NA	NA	NA	NA	NA	NA	NA	NA	NA	99
Administrative	NA	NA	NA	NA	NA	NA	NA	NA	NA	NA	NA	NA	99
Survey	NA	NA	NA	NA	NA	NA	NA	NA	NA	NA	NA	NA	NA

## Qatar - survey details

---

1997 Qatar Family Health Survey 1998, 2000

Vaccine	Confirmation method	Coverage	Age cohort	Sample	Cards seen
BCG	Card or History	96	12-23 m	724	89
DTP1	Card or History	95	12-23 m	724	89
DTP3	Card or History	90	12-23 m	724	89

HepB1	Card or History	90	12-23 m	724	89
HepB3	Card or History	85	12-23 m	724	89
MCV	Card or History	90	12-23 m	724	89
Pol1	Card or History	94	12-23 m	724	89
Pol3	Card or History	88	12-23 m	724	89

Further information and estimates for 1980-1996 are available at:

[http://www.childinfo.org/immunization\\_countryreports.html](http://www.childinfo.org/immunization_countryreports.html)

[http://www.who.int/immunization\\_monitoring/routine/immunization\\_coverage/en/index4.html](http://www.who.int/immunization_monitoring/routine/immunization_coverage/en/index4.html)