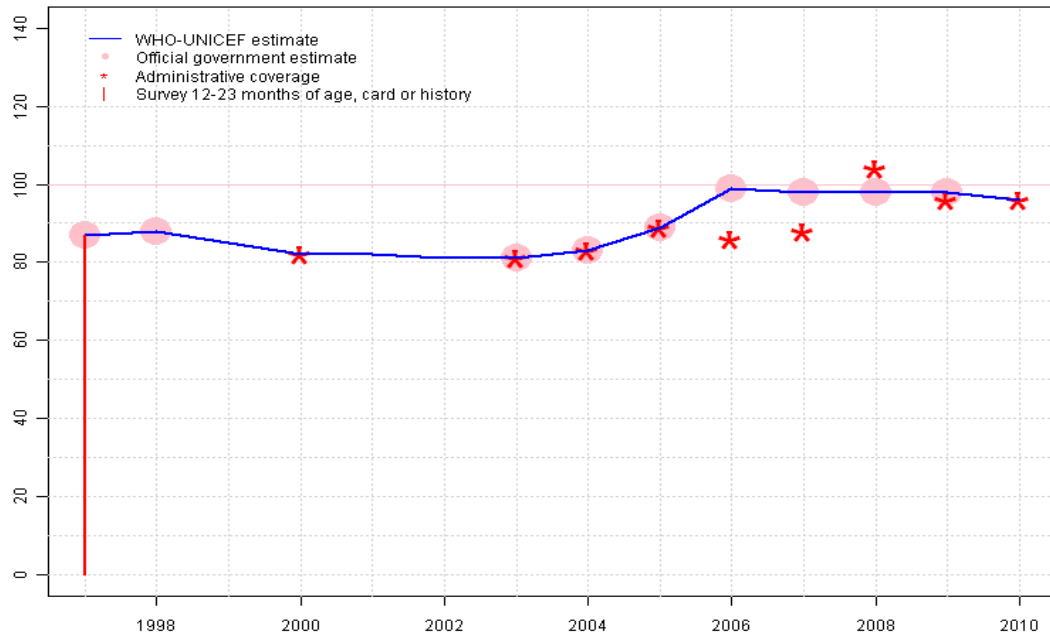


Portugal - BCG

PRT - BCG



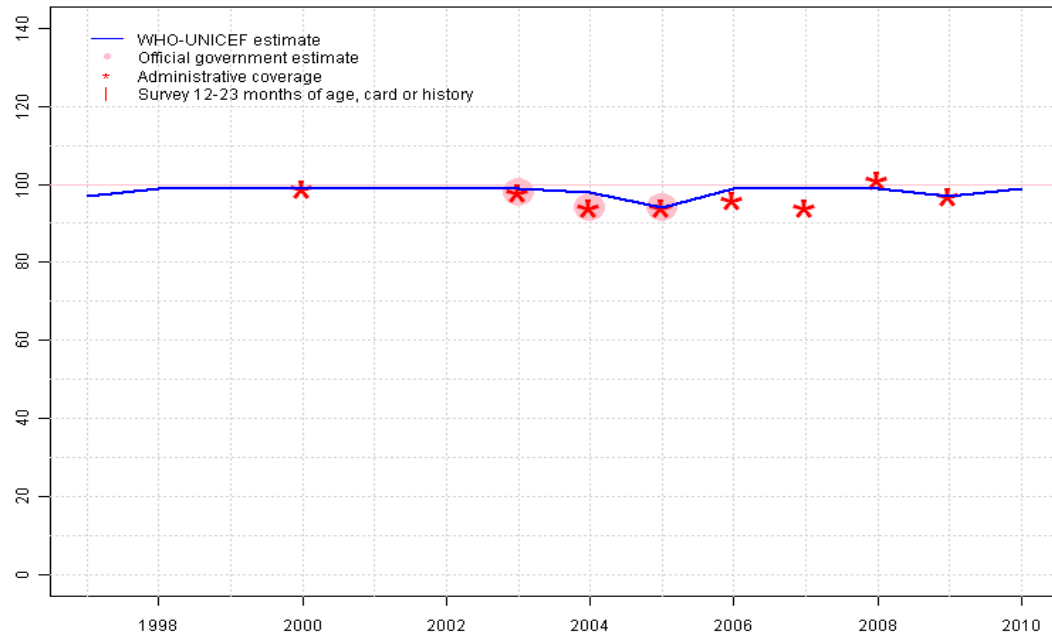
Description:

- 1997: Legacy estimate. Survey results not accepted. Sample size 0 less than 300.
- 1998: Estimate based on reported data.
- 1999: Estimate based on interpolation between 1998 and 2000.
- 2000: Estimate based on reported data.
- 2001: Estimate based on interpolation between 2000 and 2003.
- 2002: Estimate based on interpolation between 2000 and 2003.
- 2003: Estimate based on reported data.
- 2004: Estimate based on reported data.
- 2005: Estimate based on reported data.
- 2006: Estimate based on reported data.
- 2007: Estimate based on reported data.
- 2008: Estimate based on reported data.
- 2009: Estimate based on reported data.
- 2010: Estimate based on reported data.

	1997	1998	1999	2000	2001	2002	2003	2004	2005	2006	2007	2008	2009	2010
Estimate	87	88	85	82	82	81	81	83	89	99	98	98	98	96
Official	87	88	NA	NA	NA	NA	81	83	89	99	98	98	98	NA
Administrative	NA	NA	NA	82	NA	NA	81	83	89	86	88	104	96	96
Survey	87	NA	NA	NA	NA	NA	NA	NA	NA	NA	NA	NA	NA	NA

Portugal - DTP1

PRT - DTP1



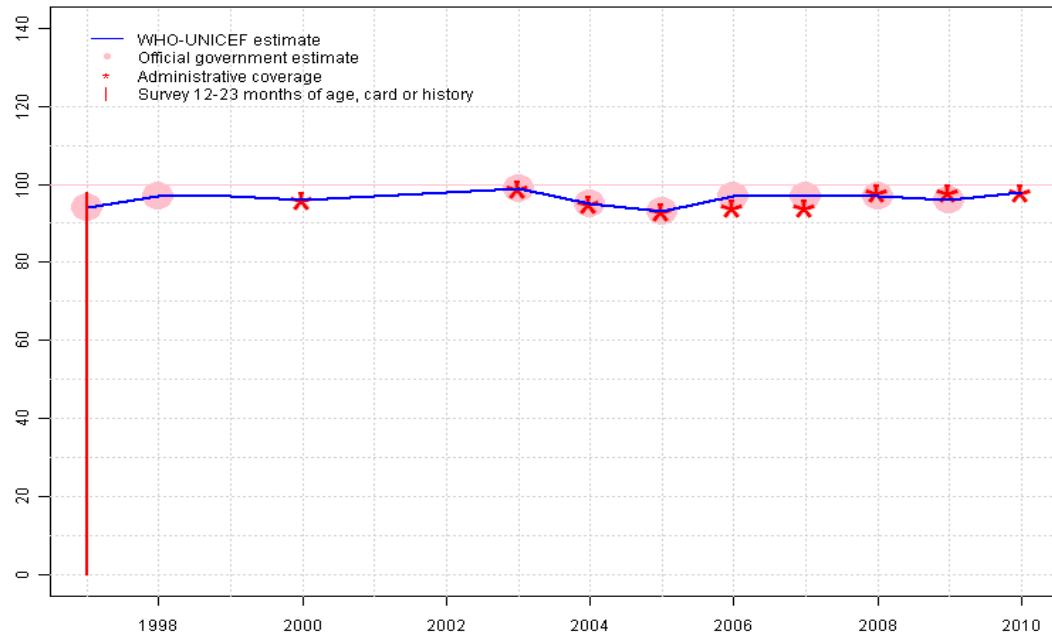
Description:

- 1997: Legacy estimate.
- 1998: No DTP1 data. Estimate based on DTP3 coverage of 97. Current estimate of 99 percent changed from previous revision value of 97 percent.
- 1999: Estimate based on interpolation between 1998 and 2000. Current estimate of 99 percent changed from previous revision value of 97 percent.
- 2000: Estimate is based on reported data. Current estimate of 99 percent changed from previous revision value of 97 percent.
- 2001: Estimate based on interpolation between 2000 and 2003. Current estimate of 99 percent changed from previous revision value of 97 percent.
- 2002: Estimate based on interpolation between 2000 and 2003. Current estimate of 99 percent changed from previous revision value of 98 percent.
- 2003: DTP1 coverage estimated based on DTP3 coverage of 99. Current estimate of 99 percent changed from previous revision value of 98 percent.
- 2004: DTP1 coverage estimated based on DTP3 coverage of 95.
- 2005: Estimate based on reported data. Current estimate of 94 percent changed from previous revision value of 97 percent.
- 2006: DTP1 coverage estimated based on DTP3 coverage of 97. Current estimate of 99 percent changed from previous revision value of 98 percent.
- 2007: DTP1 coverage estimated based on DTP3 coverage of 97. Current estimate of 99 percent changed from previous revision value of 98 percent.
- 2008: No DTP1 data. Estimate based on DTP3 coverage of 97. Reported data of 101 percent greater than 100 percent. Current estimate of 99 percent changed from previous revision value of 98 percent.
- 2009: Estimate based on reported data. Current estimate of 97 percent changed from previous revision value of 98 percent.
- 2010: No DTP1 data. Estimate based on DTP3 coverage of 98.

	1997	1998	1999	2000	2001	2002	2003	2004	2005	2006	2007	2008	2009	2010
Estimate	97	99	99	99	99	99	99	98	94	99	99	99	97	99
Official	NA	NA	NA	NA	NA	NA	98	94	94	NA	NA	NA	NA	NA
Administrative	NA	NA	NA	99	NA	NA	98	94	94	96	94	101	97	NA
Survey	NA	NA	NA	NA	NA	NA	NA	NA	NA	NA	NA	NA	NA	NA

Portugal - DTP3

PRT - DTP3



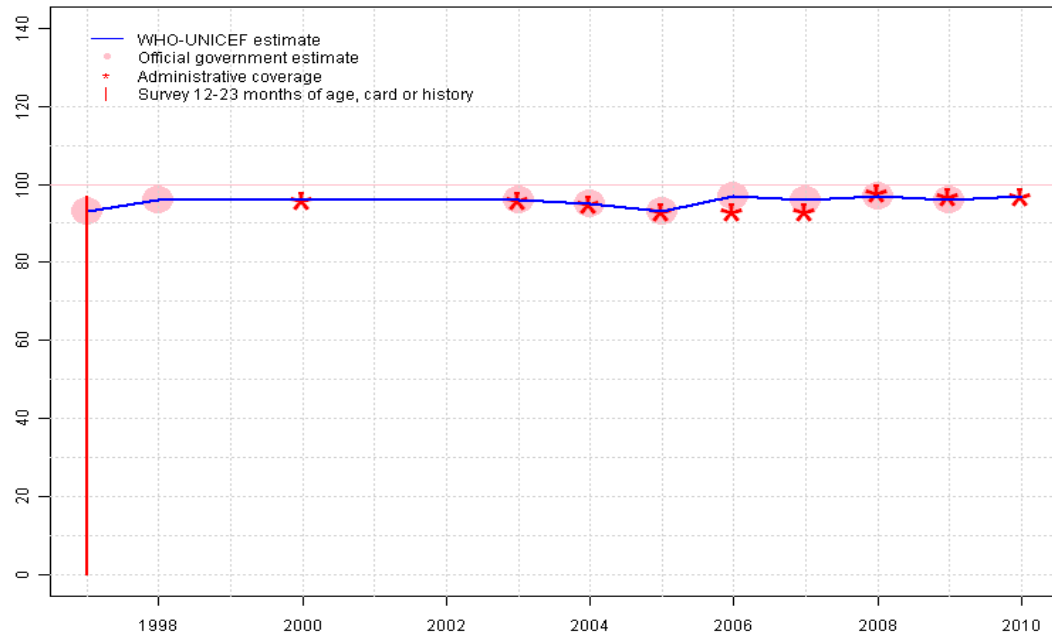
Description:

- 1997: Legacy estimate. Survey results not accepted. Sample size 0 less than 300.
- 1998: Estimate based on reported data.
- 1999: Estimate based on interpolation between 1998 and 2000.
- 2000: Estimate based on reported data.
- 2001: Estimate based on interpolation between 2000 and 2003.
- 2002: Estimate based on interpolation between 2000 and 2003.
- 2003: Estimate based on reported data.
- 2004: Estimate based on reported data.
- 2005: Estimate based on reported data.
- 2006: Estimate based on reported data.
- 2007: Estimate based on reported data.
- 2008: Estimate based on reported data.
- 2009: Estimate based on reported data.
- 2010: Estimate based on reported data.

	1997	1998	1999	2000	2001	2002	2003	2004	2005	2006	2007	2008	2009	2010
Estimate	94	97	97	96	97	98	99	95	93	97	97	97	96	98
Official	94	97	NA	NA	NA	NA	99	95	93	97	97	97	96	NA
Administrative	NA	NA	NA	96	NA	NA	99	95	93	94	94	98	98	98
Survey	98	NA	NA	NA	NA	NA	NA	NA	NA	NA	NA	NA	NA	NA

Portugal - Pol3

PRT - Pol3



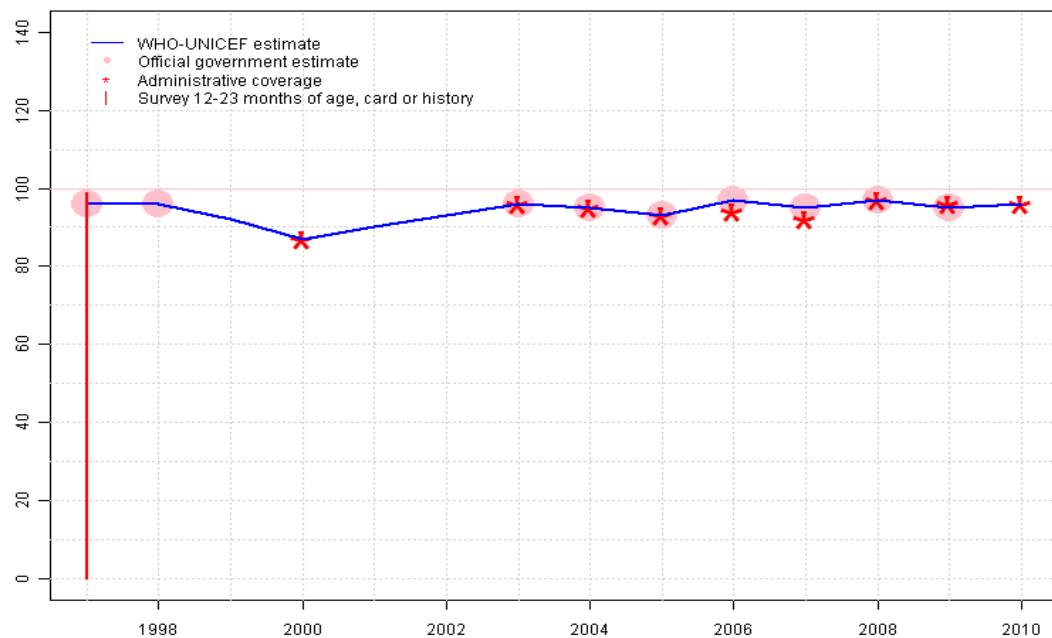
Description:

- 1997: Legacy estimate. Survey results not accepted. Sample size 0 less than 300.
- 1998: Estimate based on reported data.
- 1999: Estimate based on interpolation between 1998 and 2000.
- 2000: Estimate based on reported data.
- 2001: Estimate based on interpolation between 2000 and 2003.
- 2002: Estimate based on interpolation between 2000 and 2003.
- 2003: Estimate based on reported data.
- 2004: Estimate based on reported data.
- 2005: Estimate based on reported data.
- 2006: Estimate based on reported data.
- 2007: Estimate based on reported data.
- 2008: Estimate based on reported data.
- 2009: Estimate based on reported data.
- 2010: Estimate based on reported data.

	1997	1998	1999	2000	2001	2002	2003	2004	2005	2006	2007	2008	2009	2010
Estimate	93	96	96	96	96	96	96	95	93	97	96	97	96	97
Official	93	96	NA	NA	NA	NA	96	95	93	97	96	97	96	NA
Administrative	NA	NA	NA	96	NA	NA	96	95	93	93	93	98	97	97
Survey	97	NA	NA	NA	NA	NA	NA	NA	NA	NA	NA	NA	NA	NA

Portugal - MCV

PRT - MCV



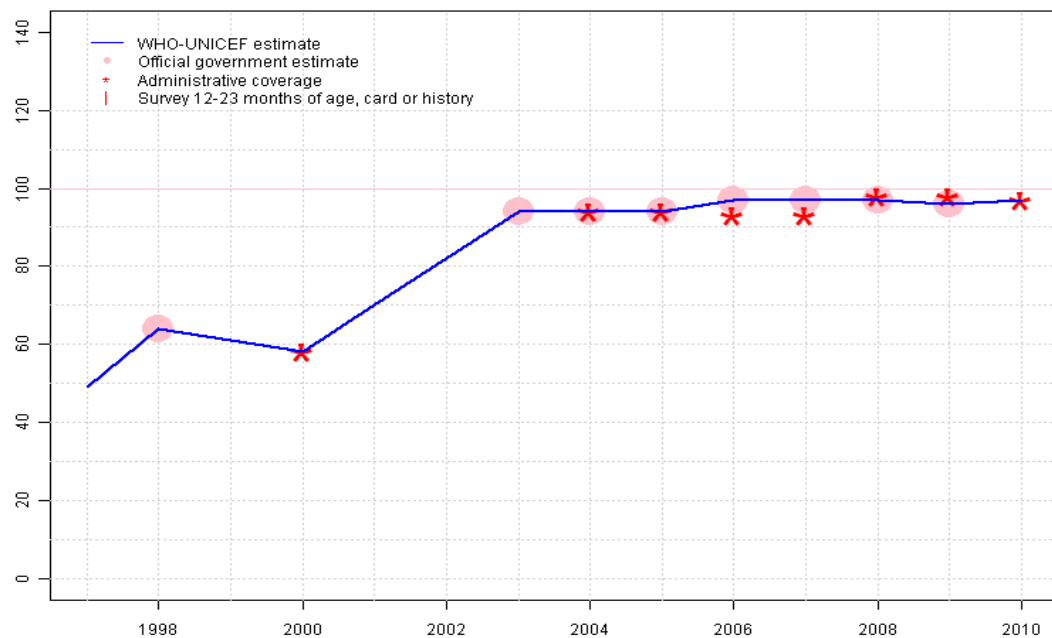
Description:

- 1997: Legacy estimate. Survey results not accepted. Sample size 0 less than 300.
- 1998: Estimate based on reported data.
- 1999: Estimate based on interpolation between 1998 and 2000.
- 2000: Estimate based on reported data.
- 2001: Estimate based on interpolation between 2000 and 2003.
- 2002: Estimate based on interpolation between 2000 and 2003.
- 2003: Estimate based on reported data.
- 2004: Estimate based on reported data.
- 2005: Estimate based on reported data.
- 2006: Estimate based on reported data.
- 2007: Estimate based on reported data.
- 2008: Estimate based on reported data.
- 2009: Estimate based on reported data.
- 2010: Estimate based on reported data.

	1997	1998	1999	2000	2001	2002	2003	2004	2005	2006	2007	2008	2009	2010
Estimate	96	96	92	87	90	93	96	95	93	97	95	97	95	96
Official	96	96	NA	NA	NA	NA	96	95	93	97	95	97	95	NA
Administrative	NA	NA	NA	87	NA	NA	96	95	93	94	92	97	96	96
Survey	99	NA	NA	NA	NA	NA	NA	NA	NA	NA	NA	NA	NA	NA

Portugal - HepB3

PRT - HepB3



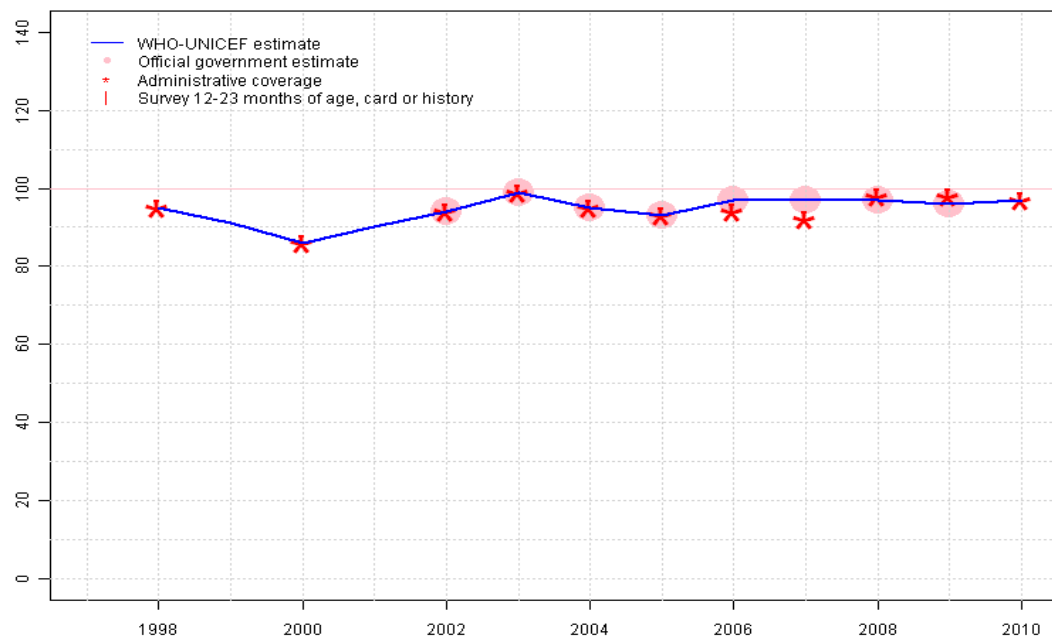
Description:

- 1997: Legacy estimate.
- 1998: Estimate is based on the reported data.
- 1999: Estimate based on interpolation between 1998 and 2000.
- 2000: Estimate based on reported data.
- 2001: Estimate based on interpolation between 2000 and 2003.
- 2002: Estimate based on interpolation between 2000 and 2003.
- 2003: Estimate based on reported data.
- 2004: Estimate based on reported data.
- 2005: Estimate based on reported data.
- 2006: Estimate based on reported data.
- 2007: Estimate based on reported data.
- 2008: Estimate based on reported data.
- 2009: Estimate based on reported data.
- 2010: Estimate based on reported data.

	1997	1998	1999	2000	2001	2002	2003	2004	2005	2006	2007	2008	2009	2010
Estimate	49	64	61	58	70	82	94	94	94	97	97	97	96	97
Official	NA	64	NA	NA	NA	NA	94	94	94	97	97	97	96	NA
Administrative	NA	NA	NA	58	NA	NA	NA	94	94	93	93	98	98	97
Survey	NA	NA	NA	NA	NA	NA	NA	NA	NA	NA	NA	NA	NA	NA

Portugal - Hib3

PRT - Hib3



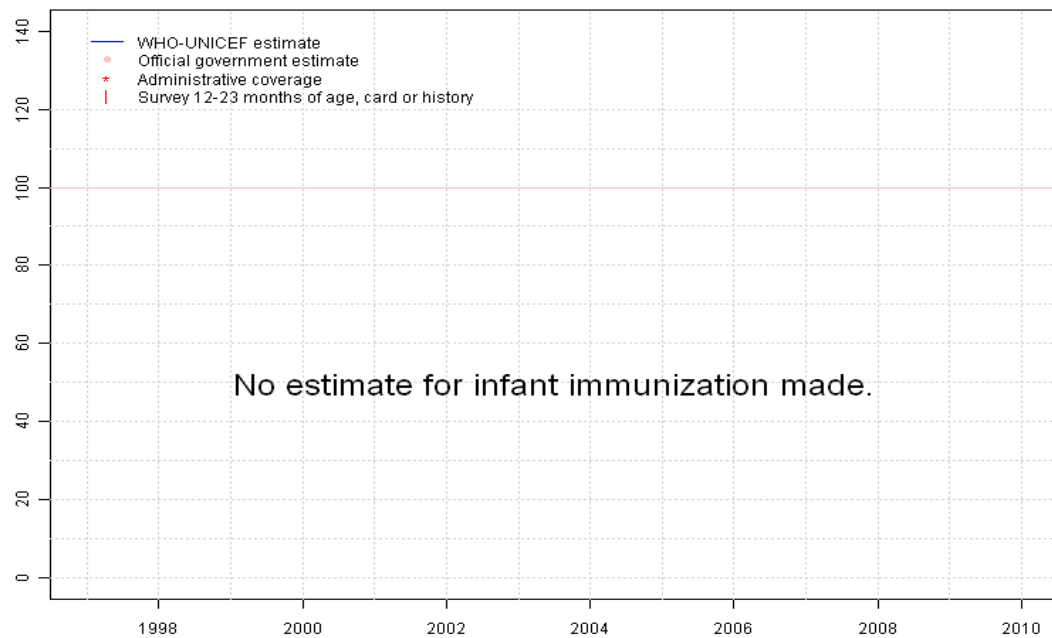
Description:

- 1998: Estimate based on reported data. Hib introduced nationally in 2000 reporting started in 1998
- 1999: Estimate based on interpolation between 1998 and 2000.
- 2000: Estimate based on reported data.
- 2001: Estimate based on interpolation between 2000 and 2002.
- 2002: Estimate based on reported data.
- 2003: Estimate based on reported data.
- 2004: Estimate based on reported data.
- 2005: Estimate based on reported data.
- 2006: Estimate based on reported data.
- 2007: Estimate based on reported data.
- 2008: Estimate based on reported data.
- 2009: Estimate based on reported data.
- 2010: Estimate based on reported data.

	1997	1998	1999	2000	2001	2002	2003	2004	2005	2006	2007	2008	2009	2010
Estimate	NA	95	91	86	90	94	99	95	93	97	97	97	96	97
Official	NA	NA	NA	NA	NA	94	99	95	93	97	97	97	96	NA
Administrative	NA	95	NA	86	NA	94	99	95	93	94	92	98	98	97
Survey	NA	NA	NA	NA	NA	NA	NA	NA	NA	NA	NA	NA	NA	NA

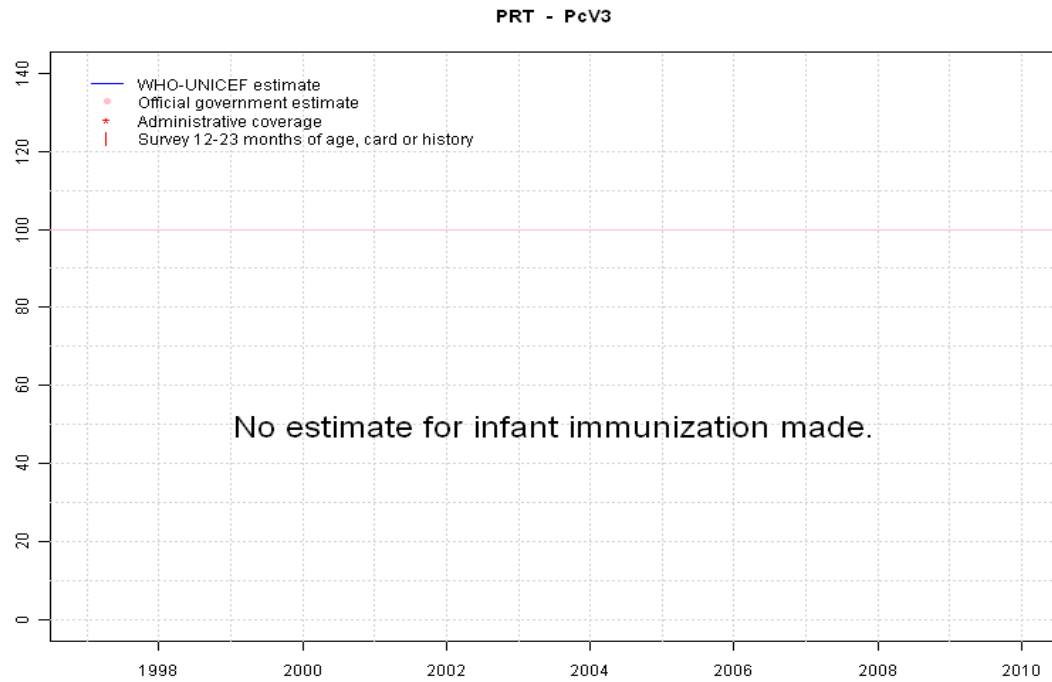
Portugal - RotaC

PRT - RotaC



	1997	1998	1999	2000	2001	2002	2003	2004	2005	2006	2007	2008	2009	2010
Estimate	NA	NA	NA	NA	NA	NA	NA	NA	NA	NA	NA	NA	NA	NA
Official	NA	NA	NA	NA	NA	NA	NA	NA	NA	NA	NA	NA	NA	NA
Administrative	NA	NA	NA	NA	NA	NA	NA	NA	NA	NA	NA	NA	NA	NA
Survey	NA	NA	NA	NA	NA	NA	NA	NA	NA	NA	NA	NA	NA	NA

Portugal - PcV3



	1997	1998	1999	2000	2001	2002	2003	2004	2005	2006	2007	2008	2009	2010
Estimate	NA	NA	NA	NA	NA	NA	NA	NA	NA	NA	NA	NA	NA	NA
Official	NA	NA	NA	NA	NA	NA	NA	NA	NA	NA	NA	NA	NA	NA
Administrative	NA	NA	NA	NA	NA	NA	NA	NA	NA	NA	NA	NA	NA	NA
Survey	NA	NA	NA	NA	NA	NA	NA	NA	NA	NA	NA	NA	NA	NA

Portugal - survey details

1997 MOH, reported in response to draft estimates, June 2001.

Vaccine	Confirmation method	Coverage	Age cohort	Sample	Cards seen
BCG	Card or History	87	12-23 m	0	0

DTP3	Card or History	98	12-23 m	0	0
MCV	Card or History	99	12-23 m	0	0
Pol3	Card or History	97	12-23 m	0	0

Further information and estimates for 1980-1996 are available at:

http://www.childinfo.org/immunization_countryreports.html

http://www.who.int/immunization_monitoring/routine/immunization_coverage/en/index4.html