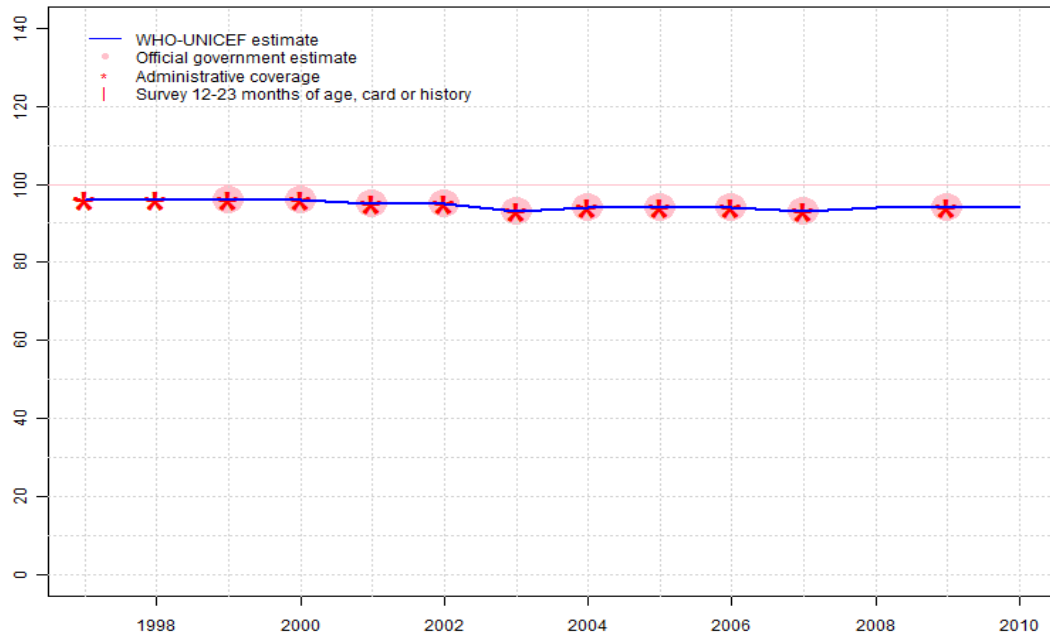


Poland - BCG

POL - BCG



Description:

1997: Legacy estimate.

1998: Estimate based on reported data.

1999: Estimate based on reported data.

2000: Estimate based on reported data.

2001: Estimate based on reported data.

2002: Estimate based on reported data.

2003: Estimate based on reported data.

2004: Estimate based on reported data.

2005: Estimate based on reported data.

2006: Estimate based on reported data.

2007: Estimate based on reported data.

2008: Estimate based on interpolation between 2007 and 2009. Current estimate of 94 percent changed from previous revision value of 93 percent.

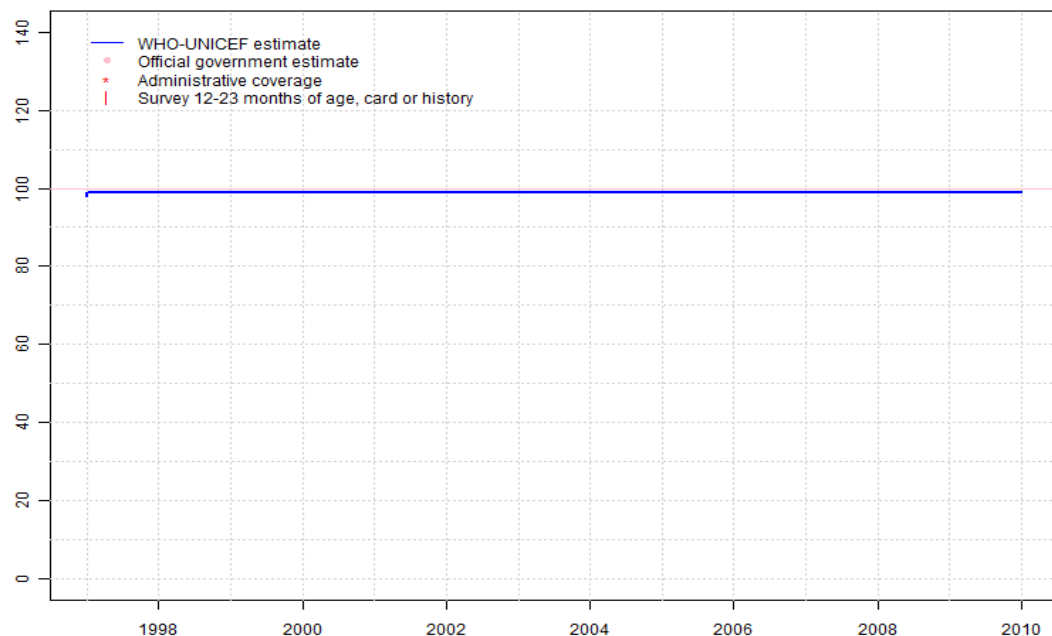
2009: Estimate based on reported data. Current estimate of 94 percent changed from previous revision value of 93 percent.

2010: Estimate based on extrapolation from 2009 value of 94 percent.

	1997	1998	1999	2000	2001	2002	2003	2004	2005	2006	2007	2008	2009	2010
Estimate	96	96	96	96	95	95	93	94	94	94	93	94	94	94
Official	NA	NA	96	96	95	95	93	94	94	94	93	NA	94	NA
Administrative	96	96	96	96	95	95	93	94	94	94	93	NA	94	NA
Survey	NA	NA	NA	NA	NA	NA	NA	NA	NA	NA	NA	NA	NA	NA

Poland - DTP1

POL - DTP1



	1997	1998	1999	2000	2001	2002	2003	2004	2005	2006	2007	2008	2009	2010
Estimate	99	99	99	99	99	99	99	99	99	99	99	99	99	99
Official	NA	NA	NA	NA	NA	NA	NA	NA	NA	NA	NA	NA	NA	NA
Administrative	NA	NA	NA	NA	NA	NA	NA	NA	NA	NA	NA	NA	NA	NA
Survey	NA	NA	NA	NA	NA	NA	NA	NA	NA	NA	NA	NA	NA	NA

Description:

1997: Legacy estimate.

1997: No DTP1 data reported. Estimate based on estimated DTP3 coverage. Current estimate of 99 percent changed from previous revision value of 98 percent.

1998: No DTP1 data reported. Estimate based on estimated DTP3 coverage. Current estimate of 99 percent changed from previous revision value of 98 percent.

1999: No DTP1 data reported. Estimate based on estimated DTP3 coverage. Current estimate of 99 percent changed from previous revision value of 98 percent.

2000: No DTP1 data reported. Estimate based on estimated DTP3 coverage. Current estimate of 99 percent changed from previous revision value of 98 percent.

2001: No DTP1 data reported. Estimate based on estimated DTP3 coverage. Current estimate of 99 percent changed from previous revision value of 98 percent.

2002: No DTP1 data reported. Estimate based on estimated DTP3 coverage. Current estimate of 99 percent changed from previous revision value of 98 percent.

2003: No DTP1 data reported. Estimate based on estimated DTP3 coverage. Current estimate of 99 percent changed from previous revision value of 98 percent.

2004: No DTP1 data reported. Estimate based on estimated DTP3 coverage. Current estimate of 99 percent changed from previous revision value of 98 percent.

2005: No DTP1 data reported. Estimate based on estimated DTP3 coverage. Current estimate of 99 percent changed from previous revision value of 98 percent.

2006: No DTP1 data reported. Estimate based on estimated DTP3 coverage. Current estimate of 99 percent changed from previous revision value of 98 percent.

2007: No DTP1 data reported. Estimate based on estimated DTP3 coverage. Current estimate of 99 percent changed from previous revision value of 98 percent.

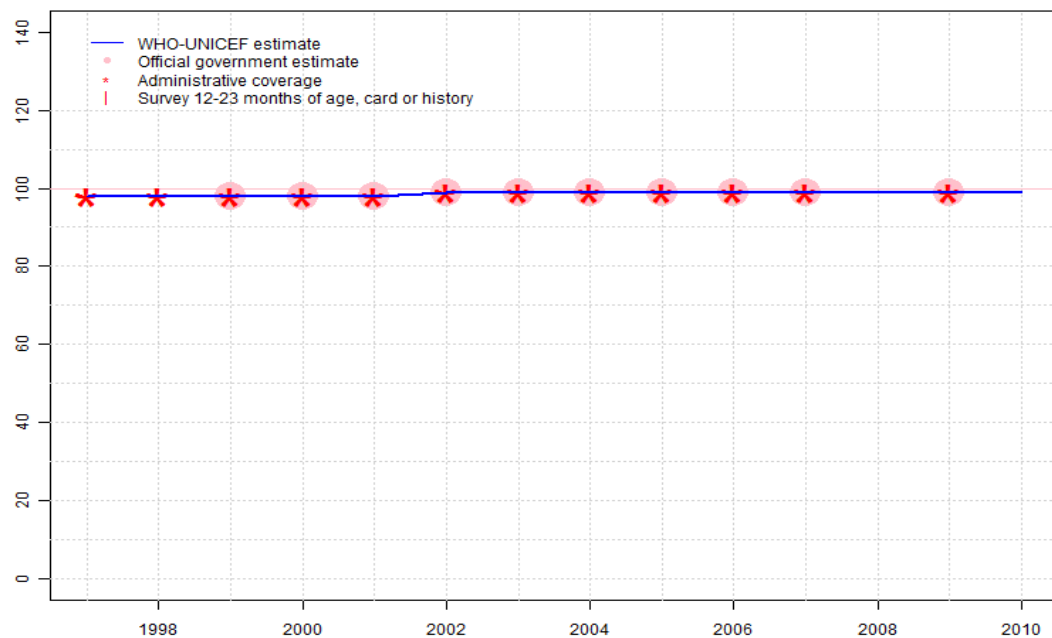
2008: Estimate based on interpolation between 2007 and 2009. Current estimate of 99 percent changed from previous revision value of 98 percent.

2009: No DTP1 data reported. Estimate based on estimated DTP3 coverage. Current estimate of 99 percent changed from previous revision value of 98 percent.

2010: Estimate based on extrapolation from 2009 value of 99 percent.

Poland - DTP3

POL - DTP3



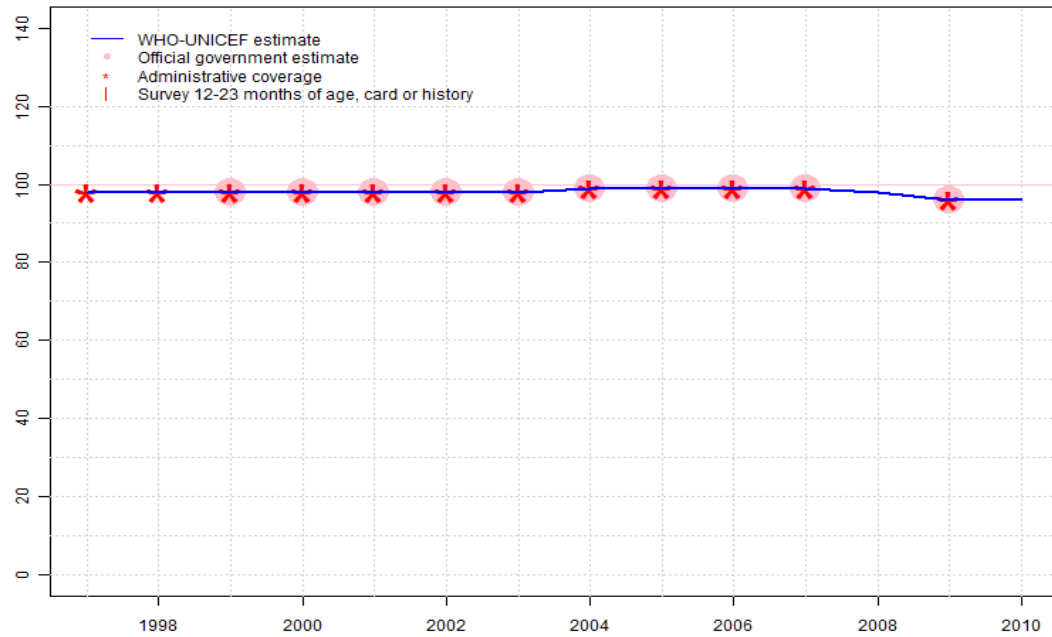
Description:

- 1997: Legacy estimate.
- 1998: Estimate based on reported data.
- 1999: Estimate based on reported data.
- 2000: Estimate based on reported data.
- 2001: Estimate based on reported data.
- 2002: Estimate based on reported data.
- 2003: Estimate based on reported data.
- 2004: Estimate based on reported data.
- 2005: Estimate based on reported data.
- 2006: Estimate based on reported data.
- 2007: Estimate based on reported data.
- 2008: Estimate based on interpolation between 2007 and 2009.
- 2009: Estimate based on reported data.
- 2010: Estimate based on extrapolation from 2009 value of 99 percent.

	1997	1998	1999	2000	2001	2002	2003	2004	2005	2006	2007	2008	2009	2010
Estimate	98	98	98	98	98	99	99	99	99	99	99	99	99	99
Official	NA	NA	98	98	98	99	99	99	99	99	99	NA	99	NA
Administrative	98	98	98	98	98	99	99	99	99	99	99	NA	99	NA
Survey	NA	NA	NA	NA	NA	NA	NA	NA	NA	NA	NA	NA	NA	NA

Poland - Pol3

POL - Pol3



Description:

1997: Legacy estimate.

1998: Estimate based on reported data.

1999: Estimate based on reported data.

2000: Estimate based on reported data.

2001: Estimate based on reported data.

2002: Estimate based on reported data.

2003: Estimate based on reported data.

2004: Estimate based on reported data.

2005: Estimate based on reported data.

2006: Estimate based on reported data.

2007: Estimate based on reported data.

2008: Estimate based on interpolation between 2007 and 2009. Current estimate of 98 percent changed from previous revision value of 99 percent.

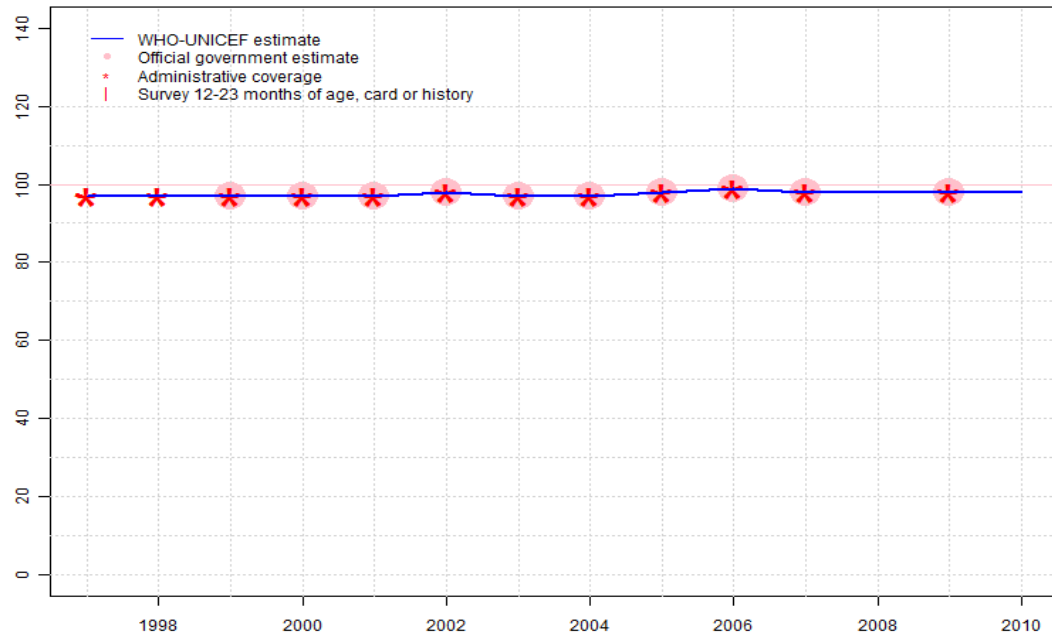
2009: Estimate based on reported data. Current estimate of 96 percent changed from previous revision value of 99 percent.

2010: Estimate based on extrapolation from 2009 value of 96 percent.

	1997	1998	1999	2000	2001	2002	2003	2004	2005	2006	2007	2008	2009	2010
Estimate	98	98	98	98	98	98	98	99	99	99	99	98	96	96
Official	NA	NA	98	98	98	98	98	99	99	99	99	NA	96	NA
Administrative	98	98	98	98	98	98	98	99	99	99	99	NA	96	NA
Survey	NA	NA	NA	NA	NA	NA	NA	NA	NA	NA	NA	NA	NA	NA

Poland - MCV

POL - MCV



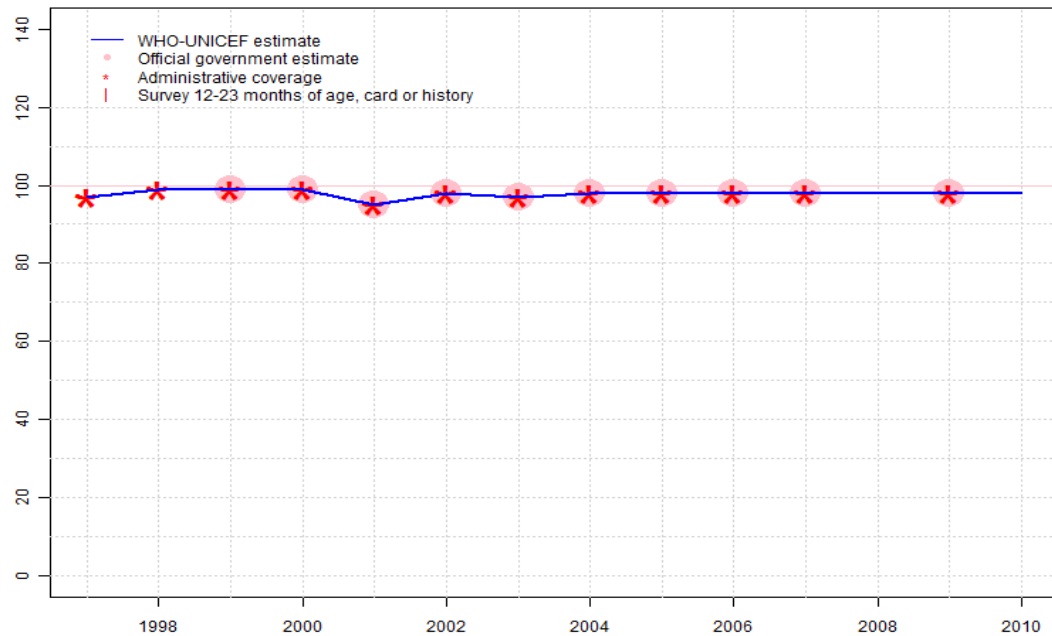
Description:

- 1997: Legacy estimate.
- 1998: Estimate based on reported data.
- 1999: Estimate based on reported data.
- 2000: Estimate based on reported data.
- 2001: Estimate based on reported data.
- 2002: Estimate based on reported data.
- 2003: Estimate based on reported data.
- 2004: Estimate based on reported data.
- 2005: Estimate based on reported data.
- 2006: Estimate based on reported data.
- 2007: Estimate based on reported data.
- 2008: Estimate based on interpolation between 2007 and 2009.
- 2009: Estimate based on reported data.
- 2010: Estimate based on extrapolation from 2009 value of 98 percent.

	1997	1998	1999	2000	2001	2002	2003	2004	2005	2006	2007	2008	2009	2010
Estimate	97	97	97	97	97	98	97	97	98	99	98	98	98	98
Official	NA	NA	97	97	97	98	97	97	98	99	98	NA	98	NA
Administrative	97	97	97	97	97	98	97	97	98	99	98	NA	98	NA
Survey	NA	NA	NA	NA	NA	NA	NA	NA	NA	NA	NA	NA	NA	NA

Poland - HepB3

POL - HepB3



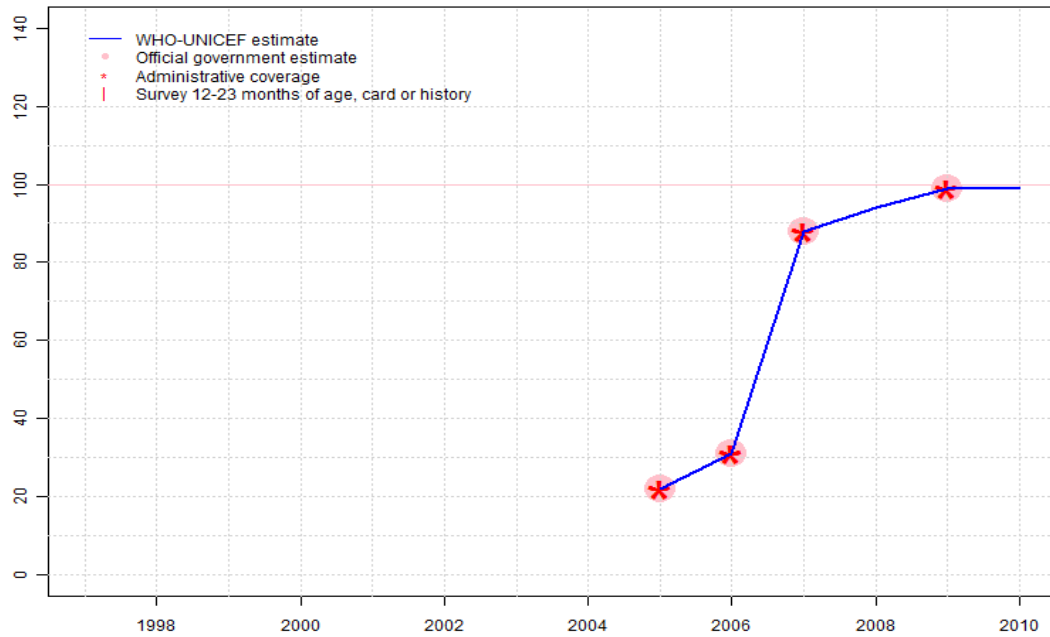
Description:

- 1997: Legacy estimate.
- 1998: Estimate based on reported data.
- 1999: Estimate based on reported data.
- 2000: Estimate based on reported data.
- 2001: Estimate based on reported data.
- 2002: Estimate based on reported data.
- 2003: Estimate based on reported data.
- 2004: Estimate based on reported data.
- 2005: Estimate based on reported data.
- 2006: Estimate based on reported data.
- 2007: Estimate based on reported data.
- 2008: Estimate based on interpolation between 2007 and 2009.
- 2009: Estimate based on reported data.
- 2010: Estimate based on extrapolation from 2009 value of 98 percent.

	1997	1998	1999	2000	2001	2002	2003	2004	2005	2006	2007	2008	2009	2010
Estimate	97	99	99	99	95	98	97	98	98	98	98	98	98	98
Official	NA	NA	99	99	95	98	97	98	98	98	98	NA	98	NA
Administrative	97	99	99	99	95	98	97	98	98	98	98	NA	98	NA
Survey	NA	NA	NA	NA	NA	NA	NA	NA	NA	NA	NA	NA	NA	NA

Poland - Hib3

POL - Hib3

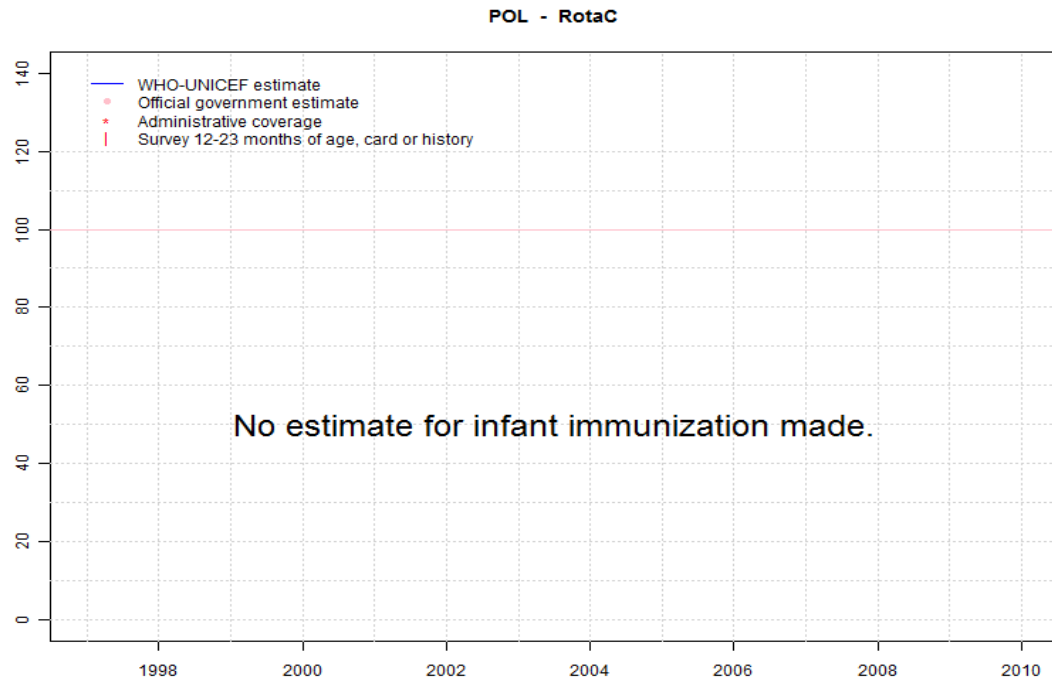


Description:

- 2005: Estimate based on reported data. Hib partially introduced in 2004 nationally in 2007 reporting started in 2005 Vaccine presentation is Hib mono.Hib vaccine introduced for children with siblings two years of age or older.
- 2006: Estimate based on reported data.
- 2007: Estimate based on reported data. Hib vaccine recommended for all infants.
- 2008: Estimate based on interpolation between 2007 and 2009. Current estimate of 94 percent changed from previous revision value of 88 percent.
- 2009: Estimate based on reported data. Current estimate of 99 percent changed from previous revision value of 88 percent.
- 2010: Estimate based on extrapolation from 2009 value of 99 percent.

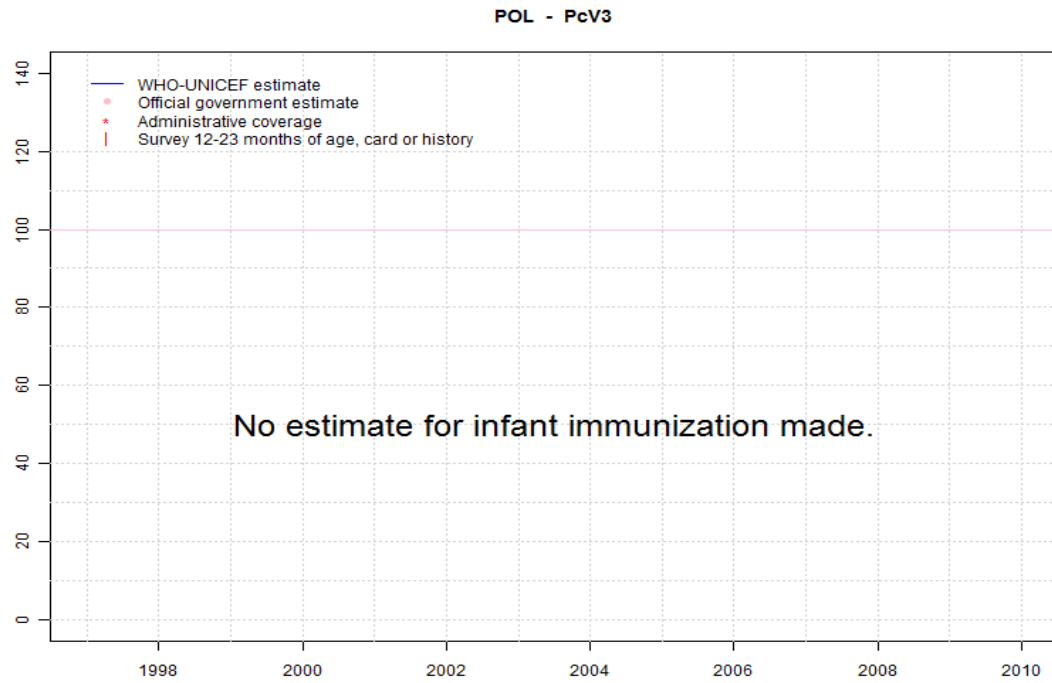
	1997	1998	1999	2000	2001	2002	2003	2004	2005	2006	2007	2008	2009	2010
Estimate	NA	NA	NA	NA	NA	NA	NA	NA	22	31	88	94	99	99
Official	NA	NA	NA	NA	NA	NA	NA	NA	22	31	88	NA	99	NA
Administrative	NA	NA	NA	NA	NA	NA	NA	NA	22	31	88	NA	99	NA
Survey	NA	NA	NA	NA	NA	NA	NA	NA	NA	NA	NA	NA	NA	NA

Poland - RotaC



	1997	1998	1999	2000	2001	2002	2003	2004	2005	2006	2007	2008	2009	2010
Estimate	NA	NA	NA	NA	NA	NA	NA	NA	NA	NA	NA	NA	NA	NA
Official	NA	NA	NA	NA	NA	NA	NA	NA	NA	NA	NA	NA	NA	NA
Administrative	NA	NA	NA	NA	NA	NA	NA	NA	NA	NA	NA	NA	NA	NA
Survey	NA	NA	NA	NA	NA	NA	NA	NA	NA	NA	NA	NA	NA	NA

Poland - PcV3



	1997	1998	1999	2000	2001	2002	2003	2004	2005	2006	2007	2008	2009	2010
Estimate	NA	NA	NA	NA	NA	NA	NA	NA	NA	NA	NA	NA	NA	NA
Official	NA	NA	NA	NA	NA	NA	NA	NA	NA	NA	NA	NA	NA	NA
Administrative	NA	NA	NA	NA	NA	NA	NA	NA	NA	NA	NA	NA	NA	NA
Survey	NA	NA	NA	NA	NA	NA	NA	NA	NA	NA	NA	NA	NA	NA

Further information and estimates for 1980-1996 are available at:

http://www.childinfo.org/immunization_countryreports.html

http://www.who.int/immunization_monitoring/routine/immunization_coverage/en/index4.html