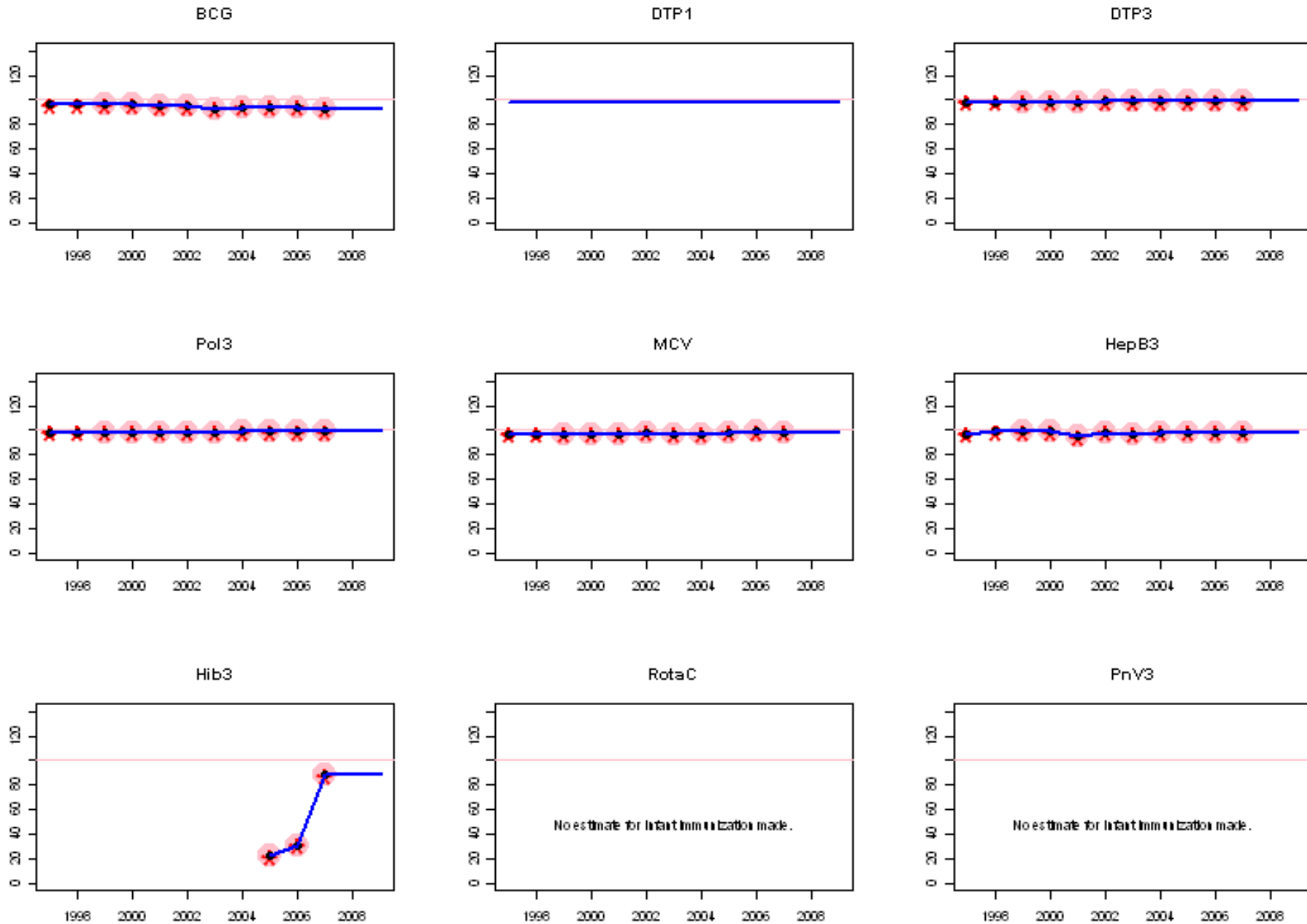
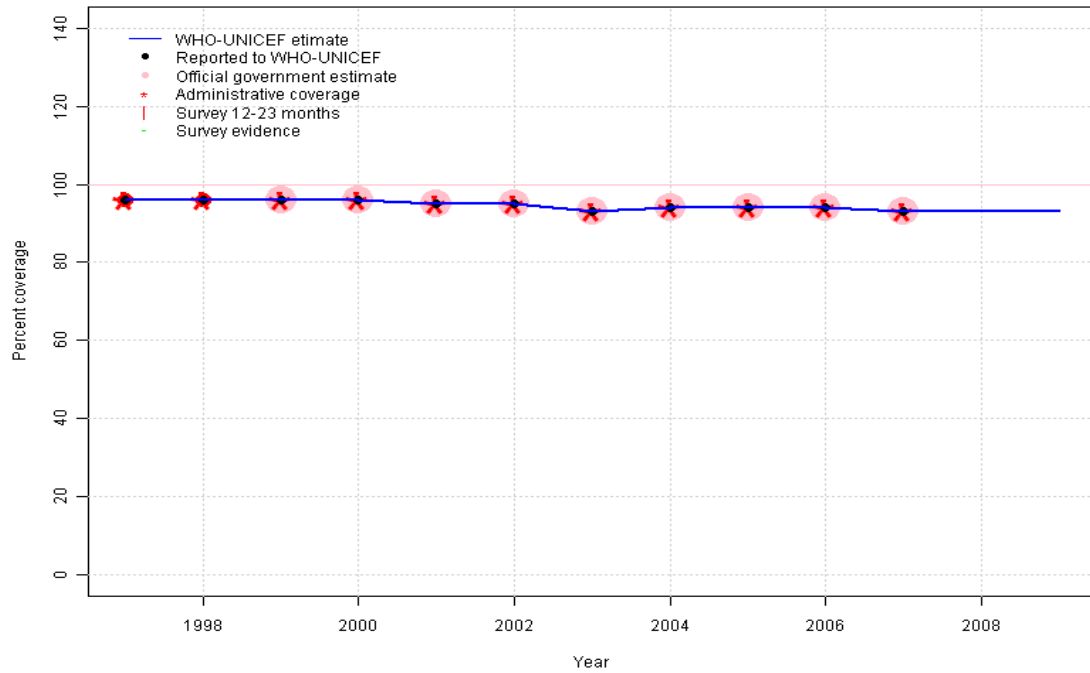


Poland: WHO and UNICEF estimates of immunization coverage, 1997 - 2009



Poland - BCG

POL - BCG



Description:

1997: Legacy estimate.

1998: Estimate based on reported data.

1999: Estimate based on reported data.

2000: Estimate based on reported data.

2001: Estimate based on reported data.

2002: Estimate based on reported data.

2003: Estimate based on reported data.

2004: Estimate based on reported data.

2005: Estimate based on reported data.

2006: Estimate based on reported data.

2007: Estimate based on reported data.

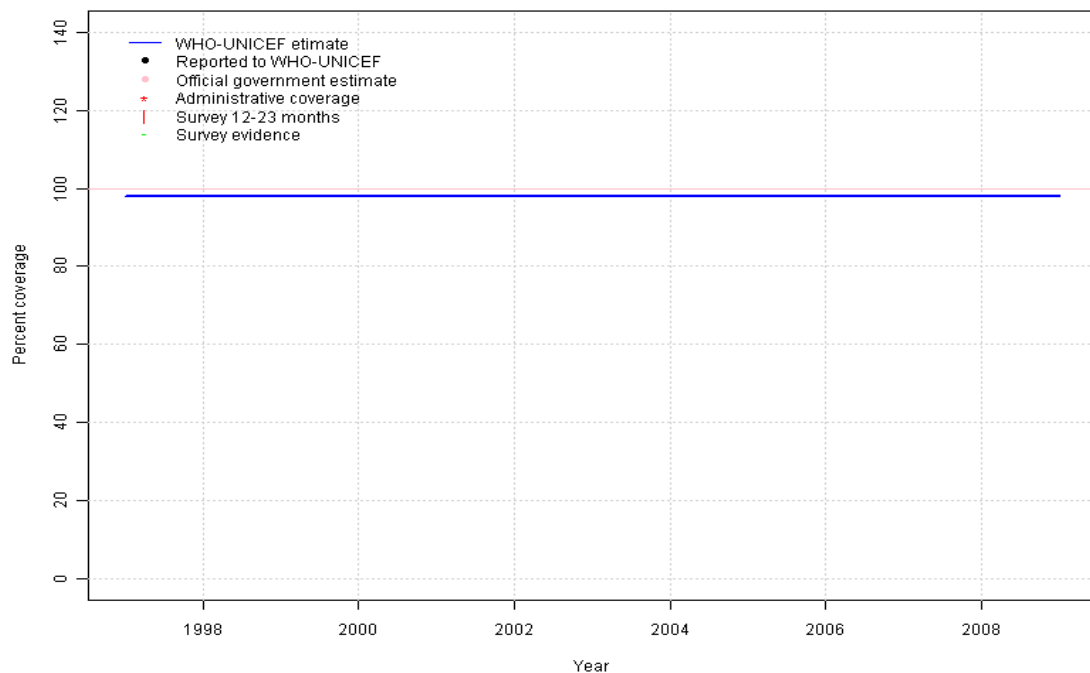
2008: Estimate based on trend in reported data. Missing or ignored reported value estimated by extrapolation from 2007 reported value of 93 percent.

2009: Estimate based on trend in reported data. Missing or ignored reported value estimated by extrapolation from 2007 reported value of 93 percent.

	1997	1998	1999	2000	2001	2002	2003	2004	2005	2006	2007	2008	2009
Estimate	96	96	96	96	95	95	93	94	94	94	93	93	93
Reported	96	96	96	96	95	95	93	94	94	94	93	NA	NA
Official	NA	NA	96	96	95	95	93	94	94	94	93	NA	NA
Administrative	96	96	96	96	95	95	93	94	94	94	93	NA	NA
Survey	NA	NA	NA	NA	NA	NA	NA	NA	NA	NA	NA	NA	NA

Poland - DTP1

POL - DTP1



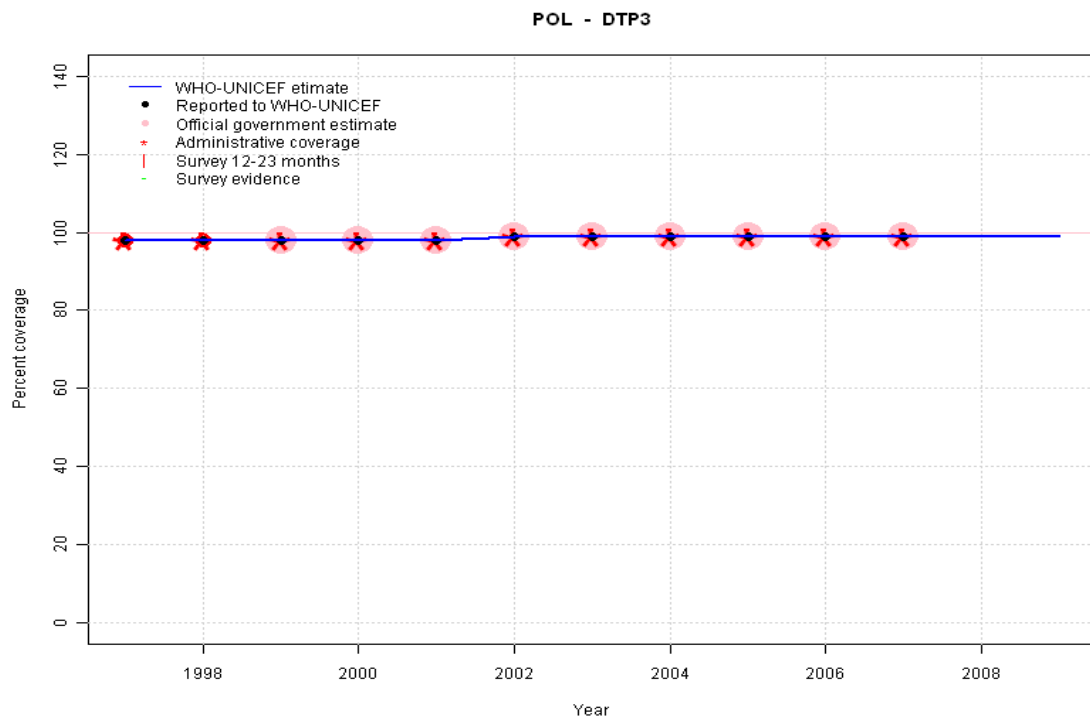
	1997	1998	1999	2000	2001	2002	2003	2004	2005	2006	2007	2008	2009
Estimate	98	98	98	98	98	98	98	98	98	98	98	98	98
Reported	NA	NA	NA	NA	NA	NA	NA	NA	NA	NA	NA	NA	NA
Official	NA	NA	NA	NA	NA	NA	NA	NA	NA	NA	NA	NA	NA
Administrative	NA	NA	NA	NA	NA	NA	NA	NA	NA	NA	NA	NA	NA
Survey	NA	NA	NA	NA	NA	NA	NA	NA	NA	NA	NA	NA	NA

Description:

- 1997: No DTP1 data available for any year; estimate based on the relationship between DTP1 and DTP3 from 282 surveys.
- 1998: No DTP1 data available for any year; estimate based on the relationship between DTP1 and DTP3 from 282 surveys.
- 1999: No DTP1 data available for any year; estimate based on the relationship between DTP1 and DTP3 from 282 surveys.
- 2000: No DTP1 data available for any year; estimate based on the relationship between DTP1 and DTP3 from 282 surveys.
- 2001: No DTP1 data available for any year; estimate based on the relationship between DTP1 and DTP3 from 282 surveys.
- 2002: Estimated DTP3 greater than estimated DTP1; DTP1 estimate based on the relationship between DTP1 and DTP3 from 282 surveys.
- 2003: Estimated DTP3 greater than estimated DTP1; DTP1 estimate based on the relationship between DTP1 and DTP3 from 282 surveys.
- 2004: Estimated DTP3 greater than estimated DTP1; DTP1 estimate based on the relationship between DTP1 and DTP3 from 282 surveys.
- 2005: Estimated DTP3 greater than estimated DTP1; DTP1 estimate based on the relationship between DTP1 and DTP3 from 282 surveys.
- 2006: Estimated DTP3 greater than estimated DTP1; DTP1 estimate based on the relationship between DTP1 and DTP3 from 282 surveys.
- 2007: Estimated DTP3 greater than estimated DTP1; DTP1 estimate based on the relationship between DTP1 and DTP3 from 282 surveys.
- 2008: Estimated DTP3 greater than estimated DTP1; DTP1 estimate based on the relationship between DTP1 and DTP3 from 282 surveys.
- 2009: Estimated DTP3 greater than estimated DTP1; DTP1 estimate based on the relationship between DTP1 and DTP3 from 282 surveys.

Poland - DTP3

Description:

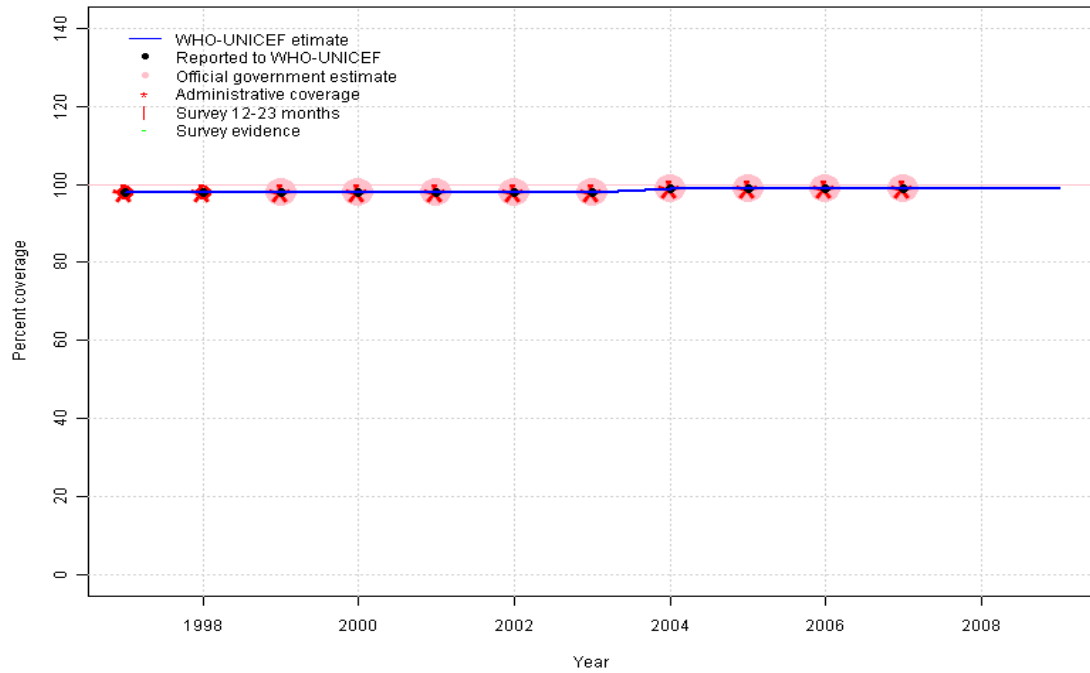


- 1997: Legacy estimate.
- 1998: Estimate based on reported data.
- 1999: Estimate based on reported data.
- 2000: Estimate based on reported data.
- 2001: Estimate based on reported data.
- 2002: Estimate based on reported data.
- 2003: Estimate based on reported data.
- 2004: Estimate based on reported data.
- 2005: Estimate based on reported data.
- 2006: Estimate based on reported data.
- 2007: Estimate based on reported data.
- 2008: Estimate based on trend in reported data. Missing or ignored reported value estimated by extrapolation from 2007 reported value of 99 percent.
- 2009: Estimate based on trend in reported data. Missing or ignored reported value estimated by extrapolation from 2007 reported value of 99 percent.

	1997	1998	1999	2000	2001	2002	2003	2004	2005	2006	2007	2008	2009
Estimate	98	98	98	98	98	99	99	99	99	99	99	99	99
Reported	98	98	98	98	98	99	99	99	99	99	99	NA	NA
Official	NA	NA	98	98	98	99	99	99	99	99	99	NA	NA
Administrative	98	98	98	98	98	99	99	99	99	99	99	NA	NA
Survey	NA	NA	NA	NA	NA	NA	NA	NA	NA	NA	NA	NA	NA

Poland - Pol3

POL - Pol3



Description:

1997: Legacy estimate.

1998: Estimate based on reported data.

1999: Estimate based on reported data.

2000: Estimate based on reported data.

2001: Estimate based on reported data.

2002: Estimate based on reported data.

2003: Estimate based on reported data.

2004: Estimate based on reported data.

2005: Estimate based on reported data.

2006: Estimate based on reported data.

2007: Estimate based on reported data.

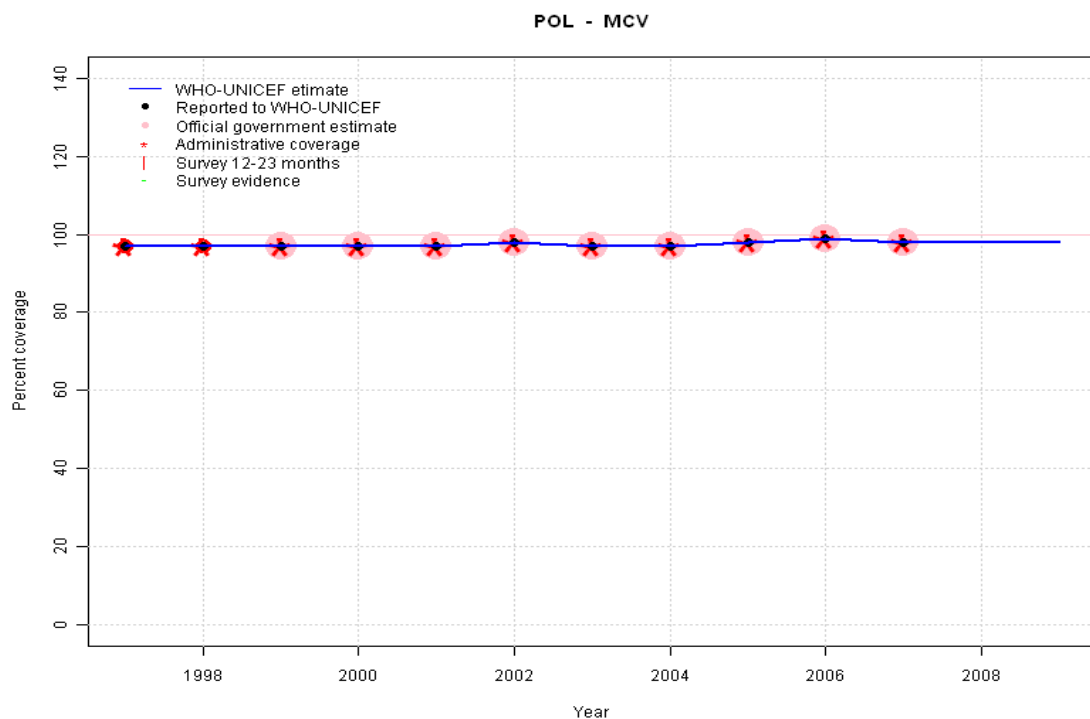
2008: Estimate based on trend in reported data. Missing or ignored reported value estimated by extrapolation from 2007 reported value of 99 percent.

2009: Estimate based on trend in reported data. Missing or ignored reported value estimated by extrapolation from 2007 reported value of 99 percent.

	1997	1998	1999	2000	2001	2002	2003	2004	2005	2006	2007	2008	2009
Estimate	98	98	98	98	98	98	98	99	99	99	99	99	99
Reported	98	98	98	98	98	98	98	99	99	99	99	NA	NA
Official	NA	NA	98	98	98	98	98	99	99	99	99	NA	NA
Administrative	98	98	98	98	98	98	98	99	99	99	99	NA	NA
Survey	NA	NA	NA	NA	NA	NA	NA	NA	NA	NA	NA	NA	NA

Poland - MCV

Description:

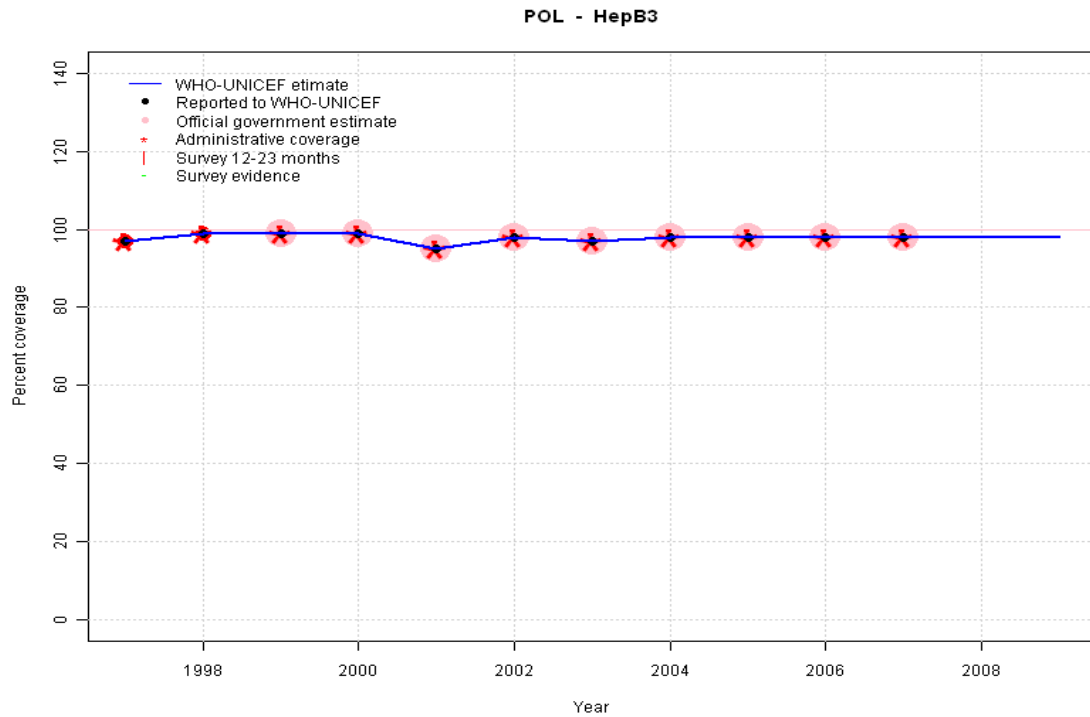


- 1997: Legacy estimate.
- 1998: Estimate based on reported data.
- 1999: Estimate based on reported data.
- 2000: Estimate based on reported data.
- 2001: Estimate based on reported data.
- 2002: Estimate based on reported data.
- 2003: Estimate based on reported data.
- 2004: Estimate based on reported data.
- 2005: Estimate based on reported data.
- 2006: Estimate based on reported data.
- 2007: Estimate based on reported data.
- 2008: Estimate based on trend in reported data. Missing or ignored reported value estimated by extrapolation from 2007 reported value of 98 percent.
- 2009: Estimate based on trend in reported data. Missing or ignored reported value estimated by extrapolation from 2007 reported value of 98 percent.

	1997	1998	1999	2000	2001	2002	2003	2004	2005	2006	2007	2008	2009
Estimate	97	97	97	97	97	98	97	97	98	99	98	98	98
Reported	97	97	97	97	97	98	97	97	98	99	98	NA	NA
Official	NA	NA	97	97	97	98	97	97	98	99	98	NA	NA
Administrative	97	97	97	97	97	98	97	97	98	99	98	NA	NA
Survey	NA	NA	NA	NA	NA	NA	NA	NA	NA	NA	NA	NA	NA

Poland - HepB3

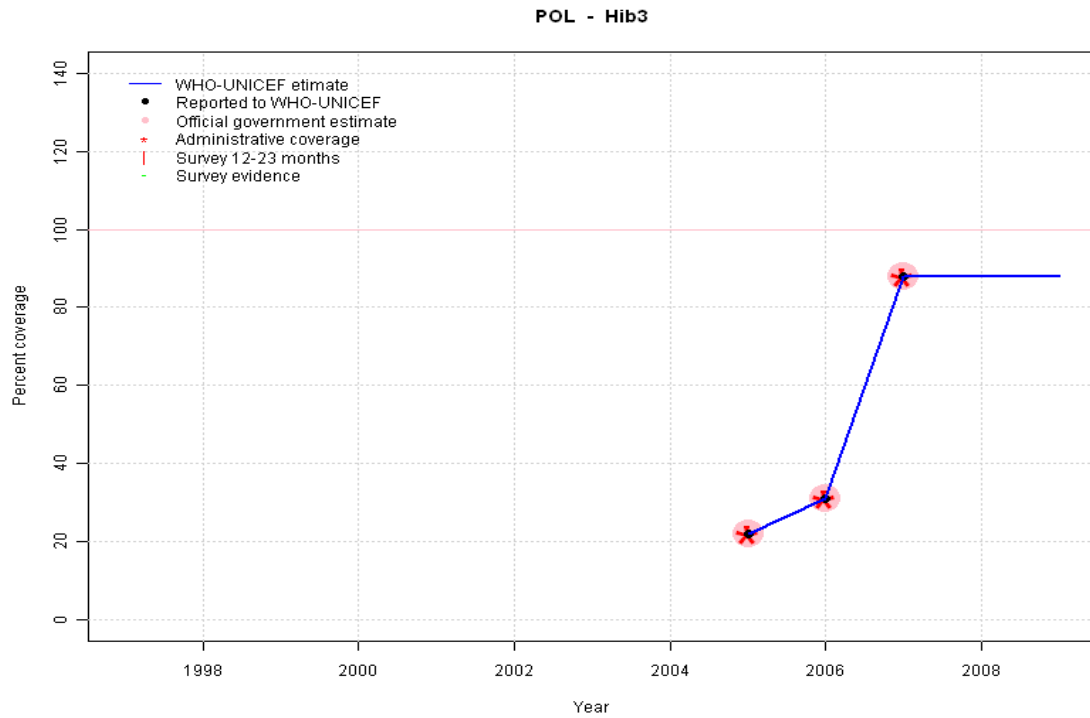
Description:



- 1997: Legacy estimate.
- 1998: Estimate based on reported data.
- 1999: Estimate based on reported data.
- 2000: Estimate based on reported data.
- 2001: Estimate based on reported data.
- 2002: Estimate based on reported data.
- 2003: Estimate based on reported data.
- 2004: Estimate based on reported data.
- 2005: Estimate based on reported data.
- 2006: Estimate based on reported data.
- 2007: Estimate based on reported data.
- 2008: Estimate based on trend in reported data. Missing or ignored reported value estimated by extrapolation from 2007 reported value of 98 percent.
- 2009: Estimate based on trend in reported data. Missing or ignored reported value estimated by extrapolation from 2007 reported value of 98 percent.

	1997	1998	1999	2000	2001	2002	2003	2004	2005	2006	2007	2008	2009
Estimate	97	99	99	99	95	98	97	98	98	98	98	98	98
Reported	97	99	99	99	95	98	97	98	98	98	98	NA	NA
Official	NA	NA	99	99	95	98	97	98	98	98	98	NA	NA
Administrative	97	99	99	99	95	98	97	98	98	98	98	NA	NA
Survey	NA	NA	NA	NA	NA	NA	NA	NA	NA	NA	NA	NA	NA

Poland - Hib3

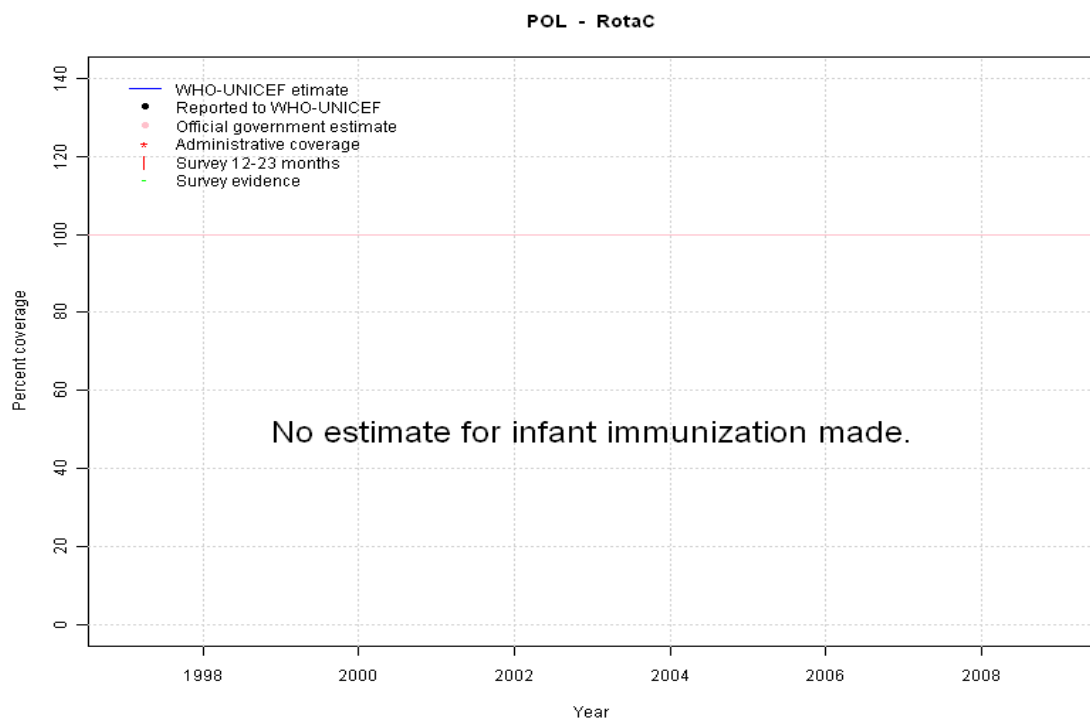


Description:

- 2005: Estimate based on reported data. Hib vaccine introduced for children with siblings two years of age or older. Hib partially introduced in 2004 nationally in 2007 reporting started in 2005 Vaccine presentation is Hib mono.
- 2006: Estimate based on reported data.
- 2007: Estimate based on reported data. Hib vaccine recommended for all infants.
- 2008: Estimate based on reported data. Missing or ignored reported value estimated by extrapolation from 2007 reported value of 88 percent.
- 2009: Estimate based on reported data. Missing or ignored reported value estimated by extrapolation from 2007 reported value of 88 percent.

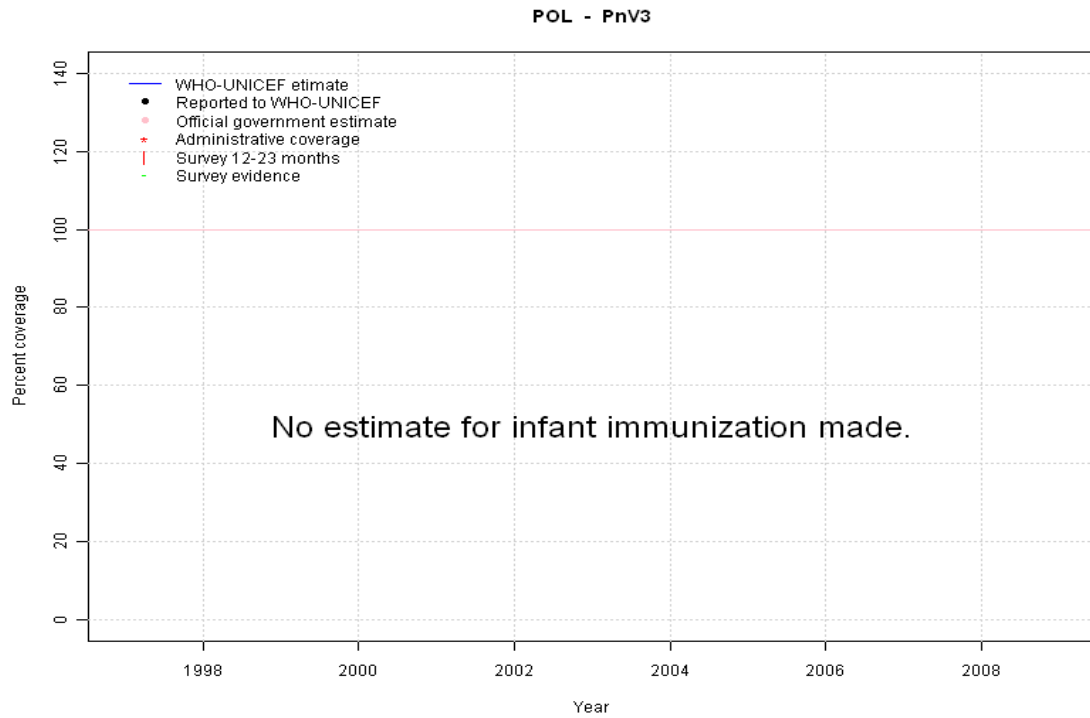
	1997	1998	1999	2000	2001	2002	2003	2004	2005	2006	2007	2008	2009
Estimate	NA	NA	NA	NA	NA	NA	NA	NA	22	31	88	88	88
Reported	NA	NA	NA	NA	NA	NA	NA	NA	22	31	88	NA	NA
Official	NA	NA	NA	NA	NA	NA	NA	NA	22	31	88	NA	NA
Administrative	NA	NA	NA	NA	NA	NA	NA	NA	22	31	88	NA	NA
Survey	NA	NA	NA	NA	NA	NA	NA	NA	NA	NA	NA	NA	NA

Poland - RotaC



	1997	1998	1999	2000	2001	2002	2003	2004	2005	2006	2007	2008	2009
Estimate	NA	NA	NA	NA	NA	NA	NA	NA	NA	NA	NA	NA	NA
Reported	NA	NA	NA	NA	NA	NA	NA	NA	NA	NA	NA	NA	NA
Official	NA	NA	NA	NA	NA	NA	NA	NA	NA	NA	NA	NA	NA
Administrative	NA	NA	NA	NA	NA	NA	NA	NA	NA	NA	NA	NA	NA
Survey	NA	NA	NA	NA	NA	NA	NA	NA	NA	NA	NA	NA	NA

Poland - PnV3



	1997	1998	1999	2000	2001	2002	2003	2004	2005	2006	2007	2008	2009
Estimate	NA	NA	NA	NA	NA	NA	NA	NA	NA	NA	NA	NA	NA
Reported	NA	NA	NA	NA	NA	NA	NA	NA	NA	NA	NA	NA	NA
Official	NA	NA	NA	NA	NA	NA	NA	NA	NA	NA	NA	NA	NA
Administrative	NA	NA	NA	NA	NA	NA	NA	NA	NA	NA	NA	NA	NA
Survey	NA	NA	NA	NA	NA	NA	NA	NA	NA	NA	NA	NA	NA

Further information and estimates for 1980-1996 are available at:

http://www.childinfo.org/immunization_countryreports.html

http://www.who.int/immunization_monitoring/routine/immunization_coverage/en/index4.html