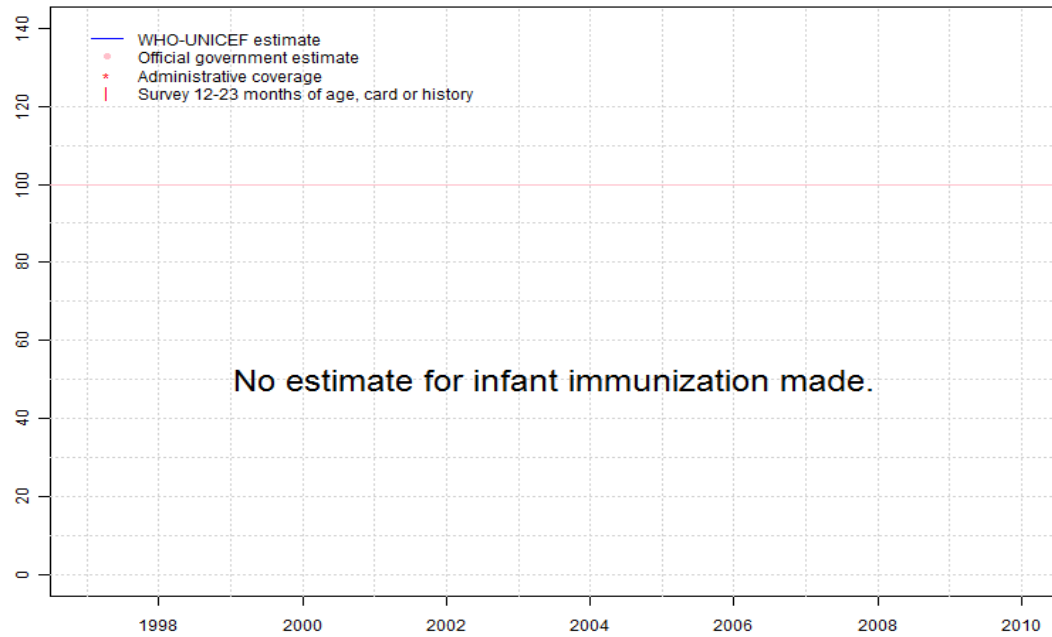


# Palau - BCG

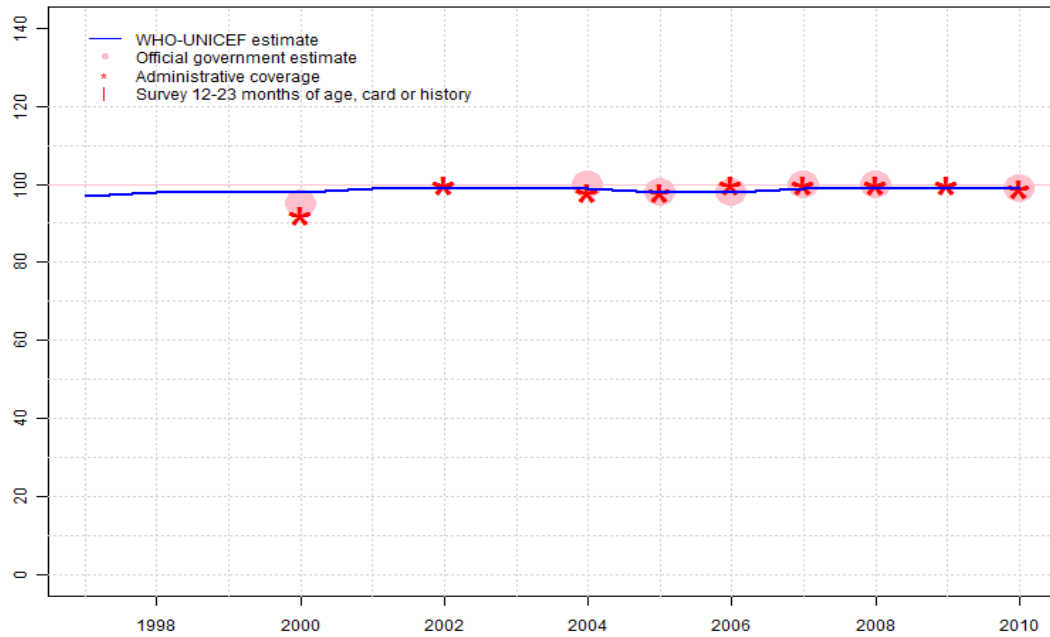
PLW - BCG



	1997	1998	1999	2000	2001	2002	2003	2004	2005	2006	2007	2008	2009	2010
Estimate	NA	NA	NA	NA	NA	NA	NA	NA	NA	NA	NA	NA	NA	NA
Official	NA	NA	NA	NA	NA	NA	NA	NA	NA	NA	NA	NA	NA	NA
Administrative	NA	NA	NA	NA	NA	NA	NA	NA	NA	NA	NA	NA	NA	NA
Survey	NA	NA	NA	NA	NA	NA	NA	NA	NA	NA	NA	NA	NA	NA

# Palau - DTP1

PLW - DTP1



## Description:

1997: Legacy estimate.

1998: No DTP1 data. Estimate based on DTP3 coverage of 96. Current estimate of 98 percent changed from previous revision value of 97 percent.

1999: No DTP1 data. Estimate based on DTP3 coverage of 96. Current estimate of 98 percent changed from previous revision value of 97 percent.

2000: DTP1 coverage estimated based on DTP3 coverage of 96. Current estimate of 98 percent changed from previous revision value of 97 percent.

2001: Estimate based on interpolation between 2000 and 2002.

2002: Estimate based on reported data.

2003: Estimate based on interpolation between 2002 and 2004.

2004: Estimate based on reported data.

2005: Estimate based on reported data. Current estimate of 98 percent changed from previous revision value of 99 percent.

2006: Estimate based on reported data. Current estimate of 98 percent changed from previous revision value of 99 percent.

2007: Estimate based on reported data.

2008: Estimate based on reported data.

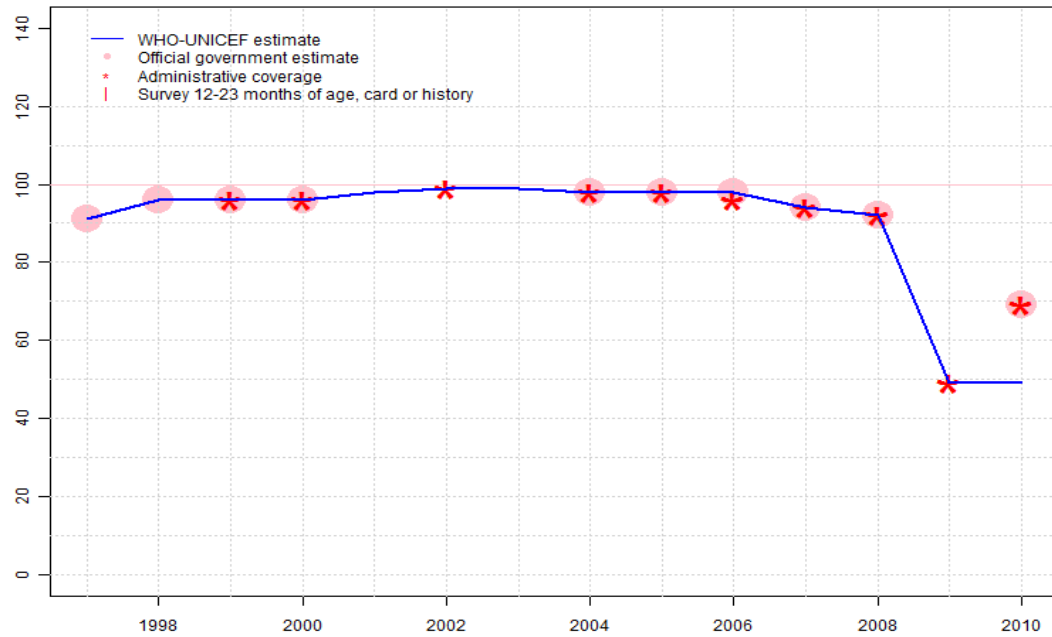
2009: Estimate based on reported data.

2010: Estimate based on reported data.

	1997	1998	1999	2000	2001	2002	2003	2004	2005	2006	2007	2008	2009	2010
Estimate	97	98	98	98	99	99	99	99	98	98	99	99	99	99
Official	NA	NA	NA	95	NA	NA	NA	100	98	98	100	100	NA	99
Administrative	NA	NA	NA	92	NA	100	NA	98	98	100	100	100	100	99
Survey	NA	NA	NA	NA	NA	NA	NA	NA	NA	NA	NA	NA	NA	NA

# Palau - DTP3

PLW - DTP3



## Description:

1997: Legacy estimate.

1998: Estimate based on reported data.

1999: Estimate based on reported data.

2000: Estimate based on reported data.

2001: Estimate based on interpolation between 2000 and 2002.

2002: Estimate based on reported data.

2003: Estimate based on interpolation between 2002 and 2004.

2004: Estimate based on reported data.

2005: Estimate based on reported data.

2006: Estimate based on reported data.

2007: Estimate based on reported data.

2008: Estimate based on reported data.

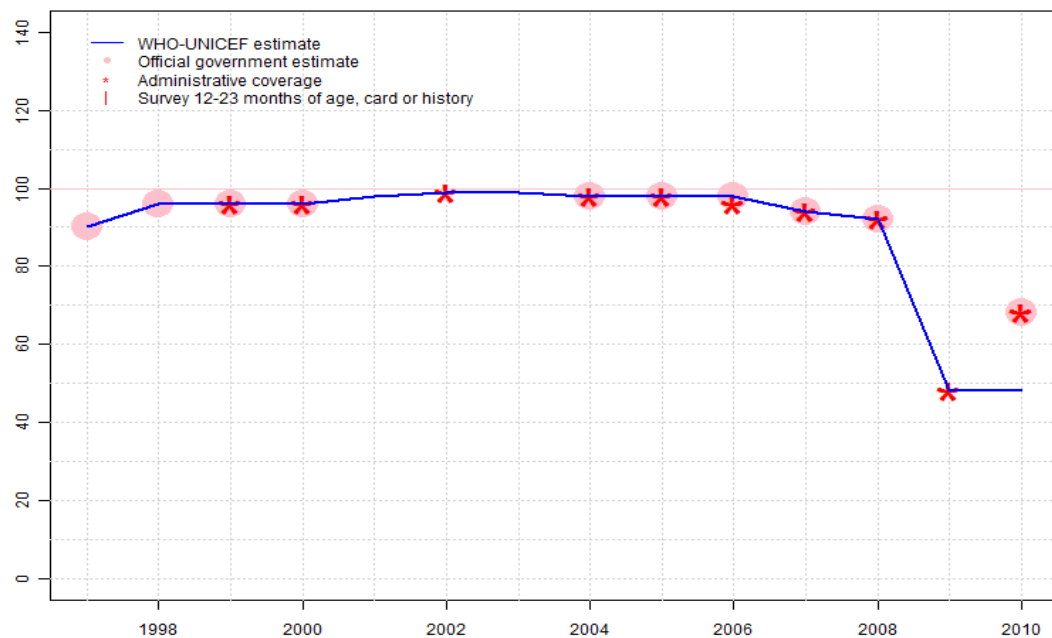
2009: Estimate based on reported data. Reported data accepted despite sudden decline.

2010: Estimate based on extrapolation from 2009 value of 49 percent. Reported data not accepted due to a change from 49 level to 69 percent.

	1997	1998	1999	2000	2001	2002	2003	2004	2005	2006	2007	2008	2009	2010
Estimate	91	96	96	96	98	99	99	98	98	98	94	92	49	49
Official	91	96	96	96	NA	NA	NA	98	98	98	94	92	NA	69
Administrative	NA	NA	96	96	NA	99	NA	98	98	96	94	92	49	69
Survey	NA	NA	NA	NA	NA	NA	NA	NA	NA	NA	NA	NA	NA	NA

# Palau - Pol3

PLW - Pol3



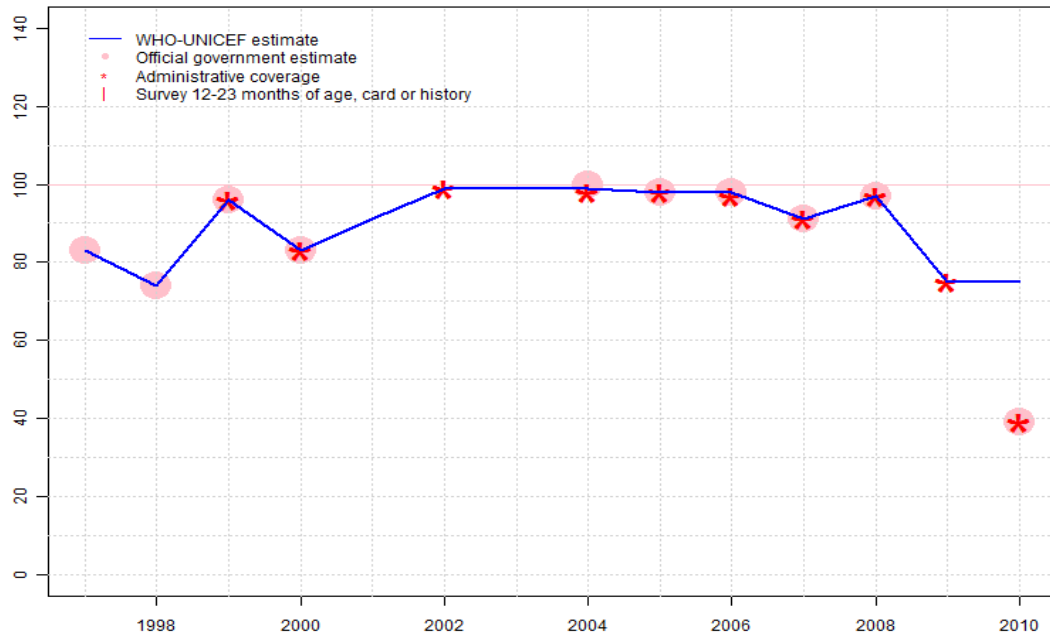
## Description:

- 1997: Legacy estimate.
- 1998: Estimate based on reported data.
- 1999: Estimate based on reported data.
- 2000: Estimate based on reported data.
- 2001: Estimate based on interpolation between 2000 and 2002.
- 2002: Estimate based on reported data.
- 2003: Estimate based on interpolation between 2002 and 2004.
- 2004: Estimate based on reported data.
- 2005: Estimate based on reported data.
- 2006: Estimate based on reported data.
- 2007: Estimate based on reported data.
- 2008: Estimate based on reported data.
- 2009: Estimate based on reported data. Reported data accepted despite sudden decline.
- 2010: Estimate based on extrapolation from 2009 value of 48 percent. Reported data not accepted due to a change from 48 level to 68 percent.

	1997	1998	1999	2000	2001	2002	2003	2004	2005	2006	2007	2008	2009	2010
Estimate	90	96	96	96	98	99	99	98	98	98	94	92	48	48
Official	90	96	96	96	NA	NA	NA	98	98	98	94	92	NA	68
Administrative	NA	NA	96	96	NA	99	NA	98	98	96	94	92	48	68
Survey	NA	NA	NA	NA	NA	NA	NA	NA	NA	NA	NA	NA	NA	NA

# Palau - MCV

PLW - MCV



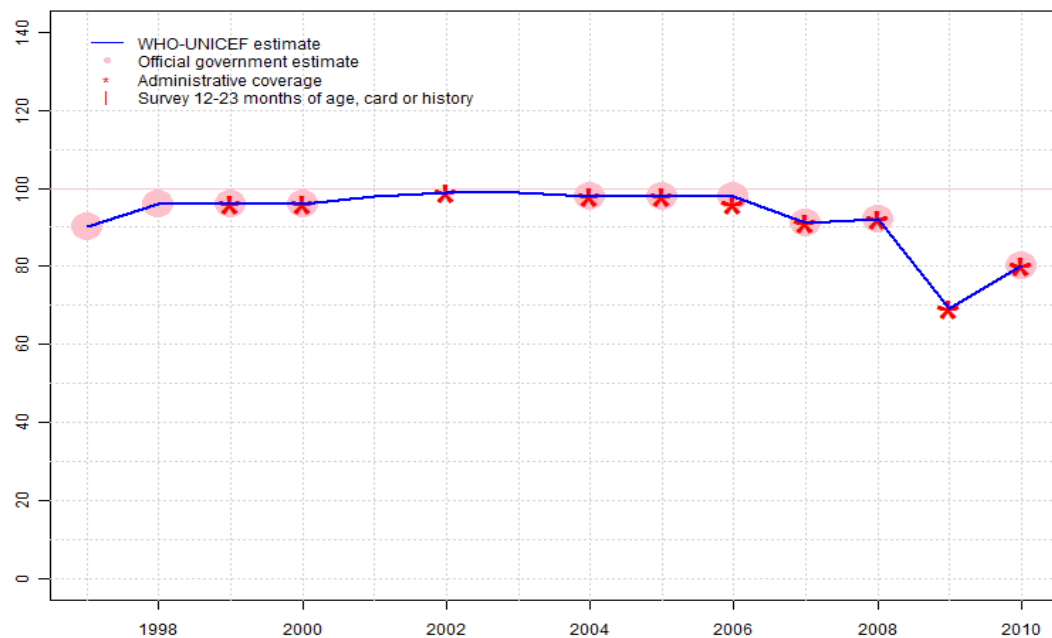
## Description:

- 1997: Legacy estimate.
- 1998: Estimate based on reported data.
- 1999: Estimate based on reported data. Estimate based on nationally reported data
- 2000: Estimate based on reported data.
- 2001: Estimate based on interpolation between 2000 and 2002.
- 2002: Estimate based on reported data.
- 2003: Estimate based on interpolation between 2002 and 2004.
- 2004: Estimate based on reported data.
- 2005: Estimate based on reported data.
- 2006: Estimate based on reported data.
- 2007: Estimate based on reported data.
- 2008: Estimate based on reported data.
- 2009: Estimate based on reported data. Reported data accepted despite sudden decline.
- 2010: Estimate based on extrapolation from 2009 value of 75 percent. Reported data not accepted due to a change from 75 level to 39 percent.

	1997	1998	1999	2000	2001	2002	2003	2004	2005	2006	2007	2008	2009	2010
Estimate	83	74	96	83	91	99	99	99	98	98	91	97	75	75
Official	83	74	96	83	NA	NA	NA	100	98	98	91	97	NA	39
Administrative	NA	NA	96	83	NA	99	NA	98	98	97	91	97	75	39
Survey	NA	NA	NA	NA	NA	NA	NA	NA	NA	NA	NA	NA	NA	NA

# Palau - HepB3

PLW - HepB3



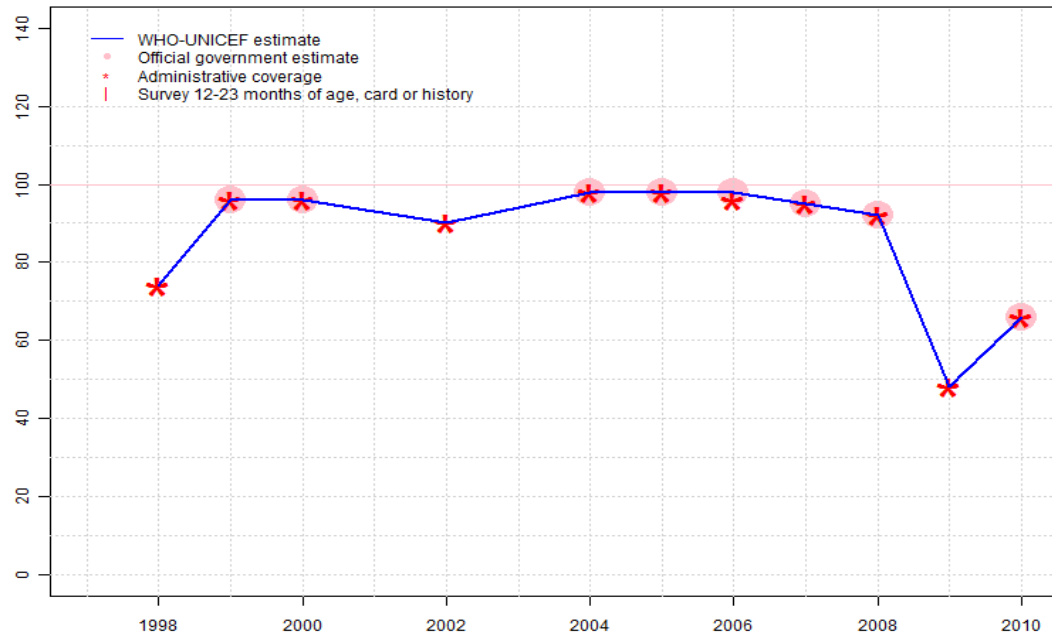
## Description:

- 1997: Legacy estimate.
- 1998: Estimate based on reported data.
- 1999: Estimate based on reported data.
- 2000: Estimate based on reported data.
- 2001: Estimate based on interpolation between 2000 and 2002.
- 2002: Estimate based on reported data.
- 2003: Estimate based on interpolation between 2002 and 2004.
- 2004: Estimate based on reported data.
- 2005: Estimate based on reported data.
- 2006: Estimate based on reported data.
- 2007: Estimate based on reported data.
- 2008: Estimate based on reported data.
- 2009: Estimate based on reported data. Reported data accepted despite sudden decline.
- 2010: Estimate based on reported data.

	1997	1998	1999	2000	2001	2002	2003	2004	2005	2006	2007	2008	2009	2010
Estimate	90	96	96	96	98	99	99	98	98	98	91	92	69	80
Official	90	96	96	96	NA	NA	NA	98	98	98	91	92	NA	80
Administrative	NA	NA	96	96	NA	99	NA	98	98	96	91	92	69	80
Survey	NA	NA	NA	NA	NA	NA	NA	NA	NA	NA	NA	NA	NA	NA

# Palau - Hib3

PLW - Hib3



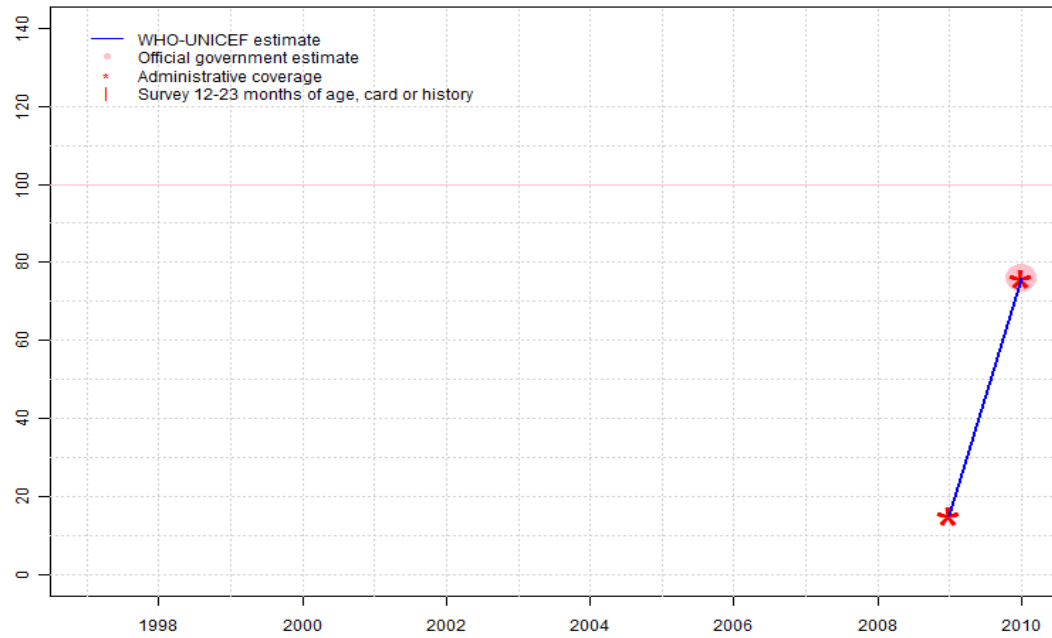
## Description:

- 1998: Estimate based on reported data. Hib introduced in 1998 Vaccine presentation is Hib mono.
- 1999: Estimate based on reported data.
- 2000: Estimate based on reported data.
- 2001: Estimate based on interpolation between 2000 and 2002.
- 2002: Estimate based on reported data.
- 2003: Estimate based on interpolation between 2002 and 2004.
- 2004: Estimate based on reported data.
- 2005: Estimate based on reported data.
- 2006: Estimate based on reported data.
- 2007: Estimate based on reported data.
- 2008: Estimate based on reported data.
- 2009: Estimate based on reported data. Reported data accepted despite sudden decline.
- 2010: Estimate based on reported data.

	1997	1998	1999	2000	2001	2002	2003	2004	2005	2006	2007	2008	2009	2010
Estimate	NA	74	96	96	93	90	94	98	98	98	95	92	48	66
Official	NA	NA	96	96	NA	NA	NA	98	98	98	95	92	NA	66
Administrative	NA	74	96	96	NA	90	NA	98	98	96	95	92	48	66
Survey	NA	NA	NA	NA	NA	NA	NA	NA	NA	NA	NA	NA	NA	NA

# Palau - RotaC

PLW - RotaC



## Description:

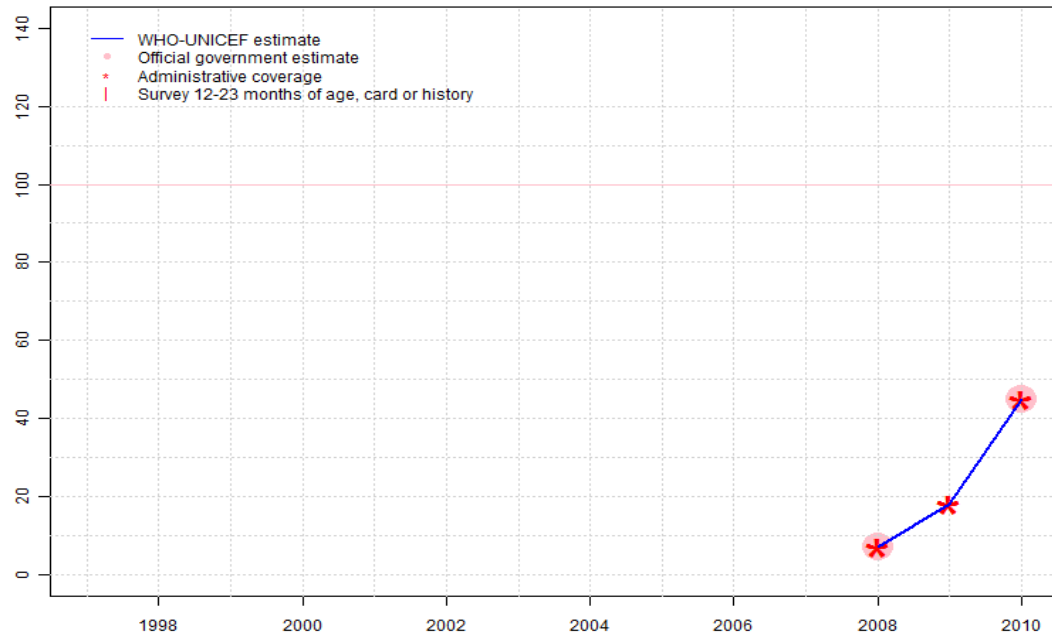
2009: Estimate based on reported data. Rota introduced in 2008 reporting started in 2009.

2010: Estimate based on reported data.

	1997	1998	1999	2000	2001	2002	2003	2004	2005	2006	2007	2008	2009	2010
Estimate	NA	NA	NA	NA	NA	NA	NA	NA	NA	NA	NA	NA	15	76
Official	NA	NA	NA	NA	NA	NA	NA	NA	NA	NA	NA	NA	NA	76
Administrative	NA	NA	NA	NA	NA	NA	NA	NA	NA	NA	NA	NA	15	76
Survey	NA	NA	NA	NA	NA	NA	NA	NA	NA	NA	NA	NA	NA	NA

# Palau - PcV3

PLW - PcV3



## Description:

2008: Estimate based on reported data. PCV introduced in 2008  
 2009: Estimate based on reported data. Reported data accepted despite sudden decline.  
 2010: Estimate based on reported data.

	1997	1998	1999	2000	2001	2002	2003	2004	2005	2006	2007	2008	2009	2010
Estimate	NA	NA	NA	NA	NA	NA	NA	NA	NA	NA	NA	7	18	45
Official	NA	NA	NA	NA	NA	NA	NA	NA	NA	NA	NA	7	NA	45
Administrative	NA	NA	NA	NA	NA	NA	NA	NA	NA	NA	NA	7	18	45
Survey	NA	NA	NA	NA	NA	NA	NA	NA	NA	NA	NA	NA	NA	NA

Further information and estimates for 1980-1996 are available at:

[http://www.childinfo.org/immunization\\_countryreports.html](http://www.childinfo.org/immunization_countryreports.html)

[http://www.who.int/immunization\\_monitoring/routine/immunization\\_coverage/en/index4.html](http://www.who.int/immunization_monitoring/routine/immunization_coverage/en/index4.html)