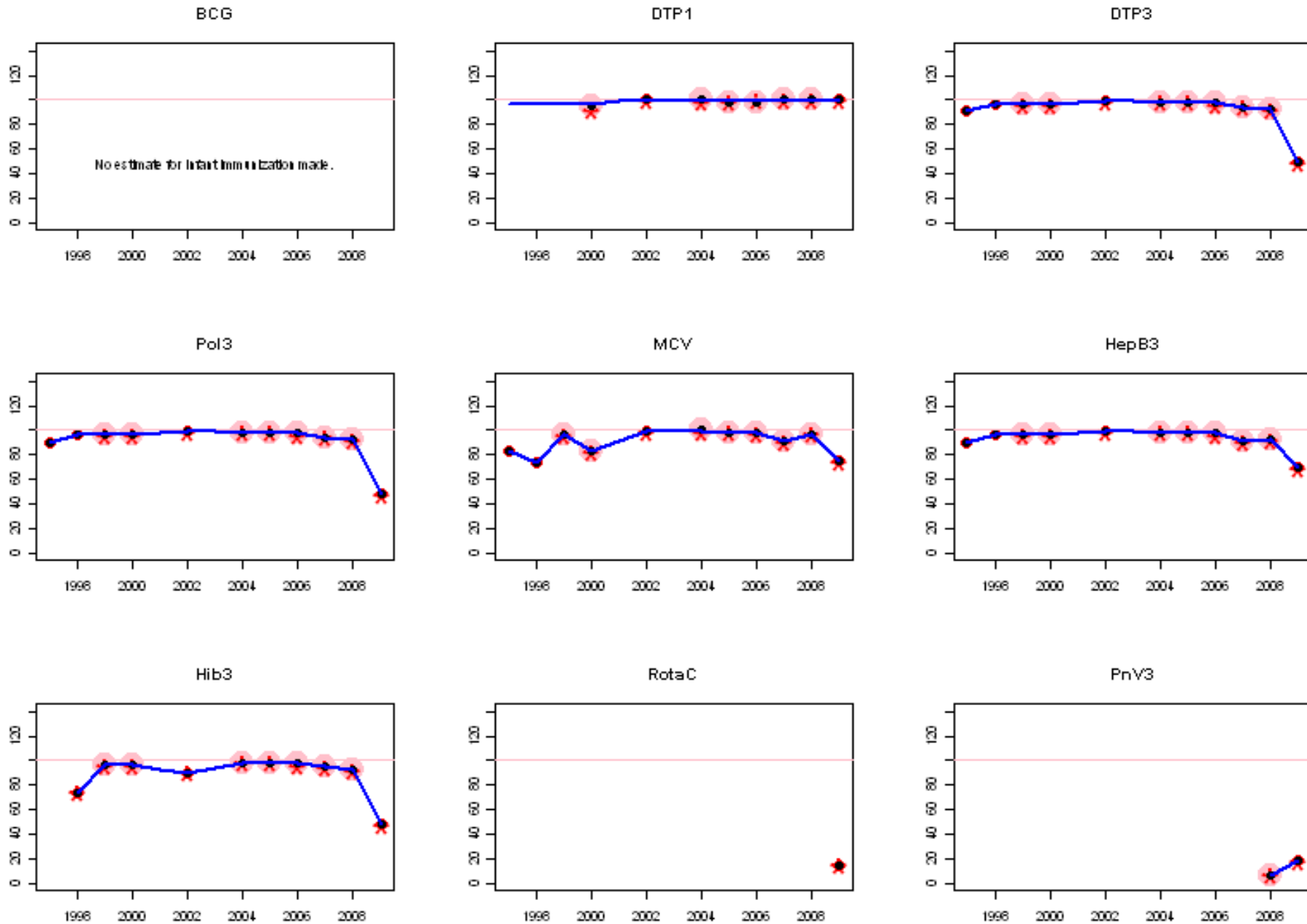
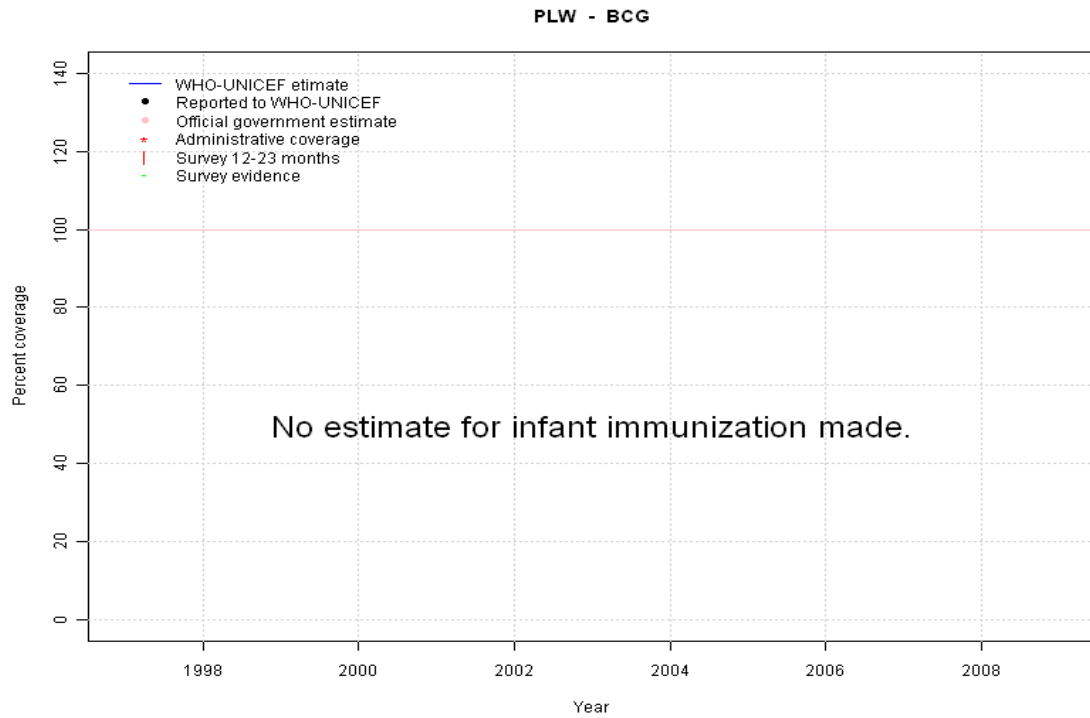


Palau: WHO and UNICEF estimates of immunization coverage, 1997 - 2009



Palau - BCG



	1997	1998	1999	2000	2001	2002	2003	2004	2005	2006	2007	2008	2009
Estimate	NA	NA	NA	NA	NA	NA	NA	NA	NA	NA	NA	NA	NA
Reported	NA	NA	NA	NA	NA	NA	NA	NA	NA	NA	NA	NA	NA
Official	NA	NA	NA	NA	NA	NA	NA	NA	NA	NA	NA	NA	NA
Administrative	NA	NA	NA	NA	NA	NA	NA	NA	NA	NA	NA	NA	NA
Survey	NA	NA	NA	NA	NA	NA	NA	NA	NA	NA	NA	NA	NA

Palau - DTP1



	1997	1998	1999	2000	2001	2002	2003	2004	2005	2006	2007	2008	2009
Estimate	97	97	97	97	99	99	99	99	99	99	99	99	99
Reported	NA	NA	NA	95	NA	100	NA	100	98	98	100	100	100
Official	NA	NA	NA	95	NA	NA	NA	100	98	98	100	100	NA
Administrative	NA	NA	NA	92	NA	100	NA	98	98	100	100	100	100
Survey	NA	NA	NA	NA	NA	NA	NA	NA	NA	NA	NA	NA	NA

Description:

1997: Legacy estimate.

1998: Estimate calibrated to 1997 level (97 percent) and reported coverage (95 percent).

1999: Estimate calibrated to 1997 level (97 percent) and reported coverage (95 percent).

2000: Estimate calibrated to 1997 level (97 percent) and reported coverage (95 percent).

2001: Estimate calibrated to 1997 level (97 percent) and reported coverage (98 percent).

2002: Estimate calibrated to 1997 level (97 percent) and reported coverage (99 percent).

2003: Estimate calibrated to 1997 level (97 percent) and reported coverage (99 percent).

2004: Estimate calibrated to 1997 level (97 percent) and reported coverage (99 percent).

2005: Estimate calibrated to 1997 level (97 percent) and reported coverage (98 percent).

2006: Estimate calibrated to 1997 level (97 percent) and reported coverage (98 percent).

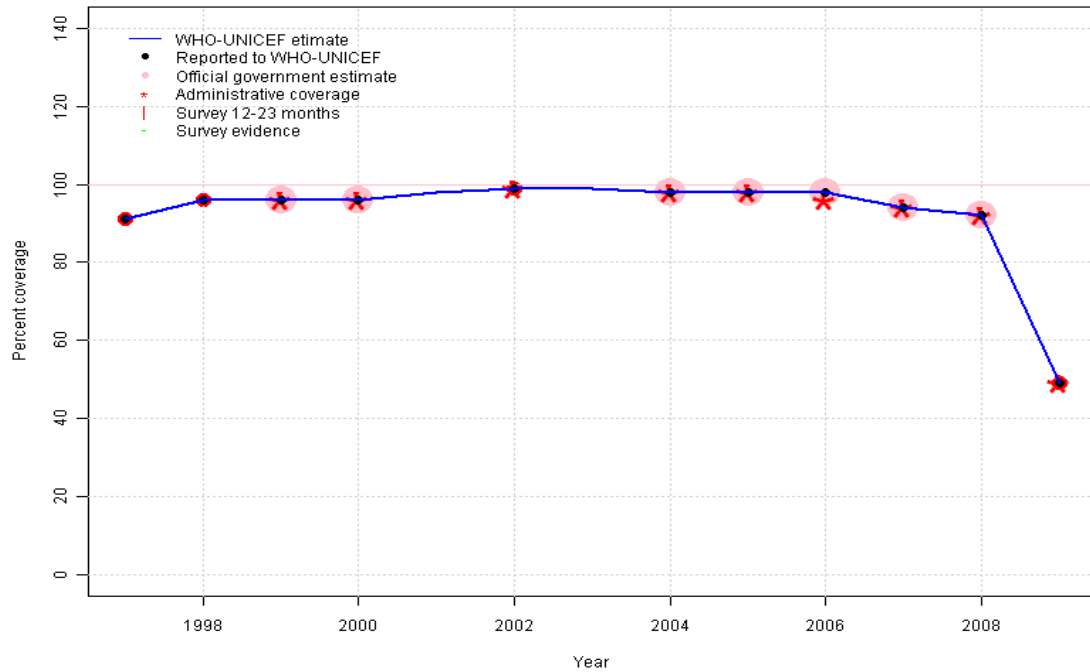
2007: Estimate calibrated to 1997 level (97 percent) and reported coverage (99 percent).

2008: Estimate calibrated to 1997 level (97 percent) and reported coverage (99 percent).

2009: Estimate calibrated to 1997 level (97 percent) and reported coverage (99 percent).

Palau - DTP3

PLW - DTP3



Description:

1997: Legacy estimate.

1998: Estimate based on reported data.

1999: Estimate based on reported data.

2000: Estimate based on reported data.

2001: Estimate based on trend in reported data. Missing or ignored reported value estimated by interpolation between reported values of 96 percent in 2000 and 99 percent in 2002.

2002: Estimate based on reported data.

2003: Estimate based on trend in reported data. Missing or ignored reported value estimated by interpolation between reported values of 99 percent in 2002 and 98 percent in 2004.

2004: Estimate based on reported data.

2005: Estimate based on reported data.

2006: Estimate based on reported data.

2007: Estimate based on reported data.

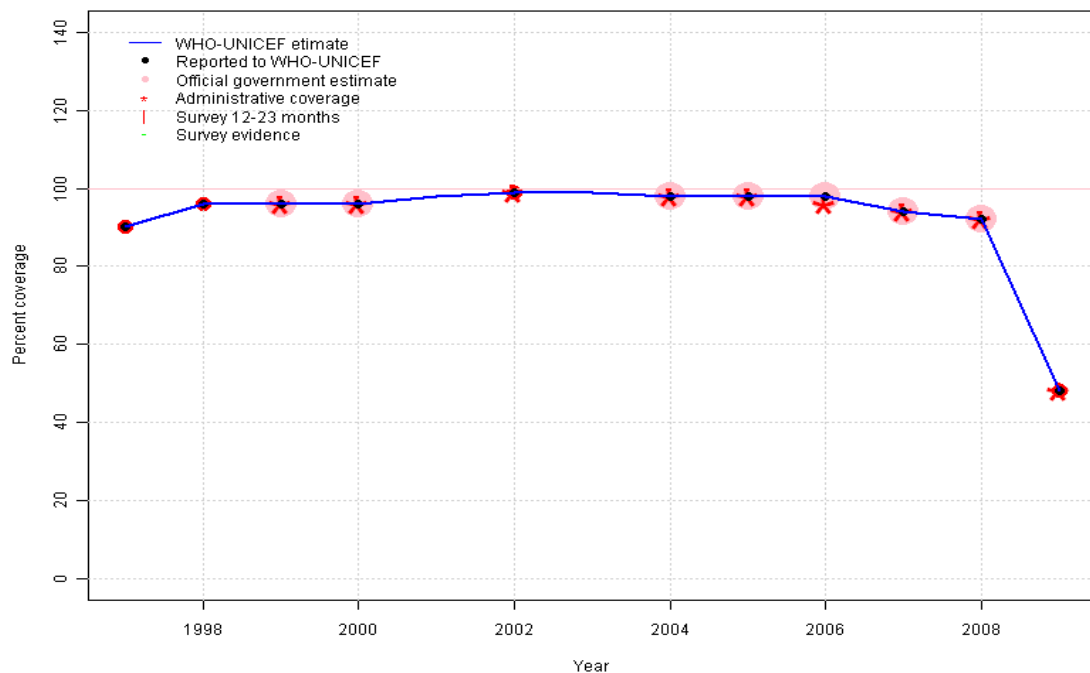
2008: Estimate based on reported data.

2009: Estimate based on reported data. Estimate based on nationally reported data

	1997	1998	1999	2000	2001	2002	2003	2004	2005	2006	2007	2008	2009
Estimate	91	96	96	96	98	99	99	98	98	98	94	92	49
Reported	91	96	96	96	NA	99	NA	98	98	98	94	92	49
Official	NA	NA	96	96	NA	NA	NA	98	98	98	94	92	NA
Administrative	NA	NA	96	96	NA	99	NA	98	98	96	94	92	49
Survey	NA	NA	NA	NA	NA	NA	NA	NA	NA	NA	NA	NA	NA

Palau - Pol3

PLW - Pol3



Description:

1997: Legacy estimate.

1998: Estimate based on reported data.

1999: Estimate based on reported data.

2000: Estimate based on reported data.

2001: Estimate based on trend in reported data. Missing or ignored reported value estimated by interpolation between reported values of 96 percent in 2000 and 99 percent in 2002.

2002: Estimate based on reported data.

2003: Estimate based on trend in reported data. Missing or ignored reported value estimated by interpolation between reported values of 99 percent in 2002 and 98 percent in 2004.

2004: Estimate based on reported data.

2005: Estimate based on reported data.

2006: Estimate based on reported data.

2007: Estimate based on reported data.

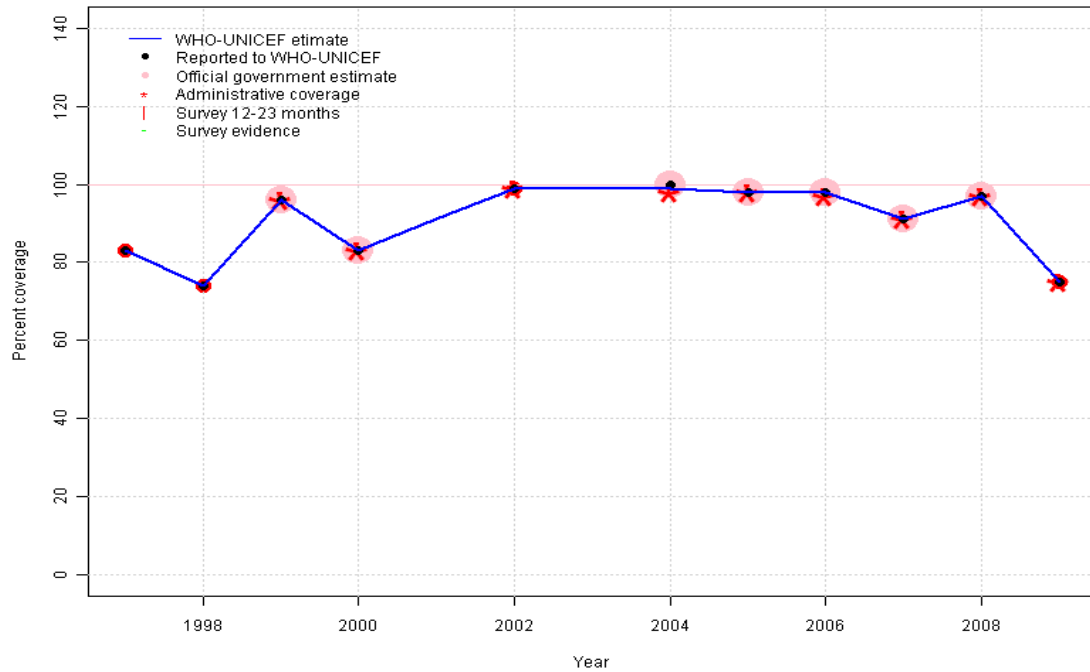
2008: Estimate based on reported data.

2009: Estimate based on reported data. Estimate based on nationally reported data

	1997	1998	1999	2000	2001	2002	2003	2004	2005	2006	2007	2008	2009
Estimate	90	96	96	96	98	99	99	98	98	98	94	92	48
Reported	90	96	96	96	NA	99	NA	98	98	98	94	92	48
Official	NA	NA	96	96	NA	NA	NA	98	98	98	94	92	NA
Administrative	NA	NA	96	96	NA	99	NA	98	98	96	94	92	48
Survey	NA	NA	NA	NA	NA	NA	NA	NA	NA	NA	NA	NA	NA

Palau - MCV

PLW - MCV



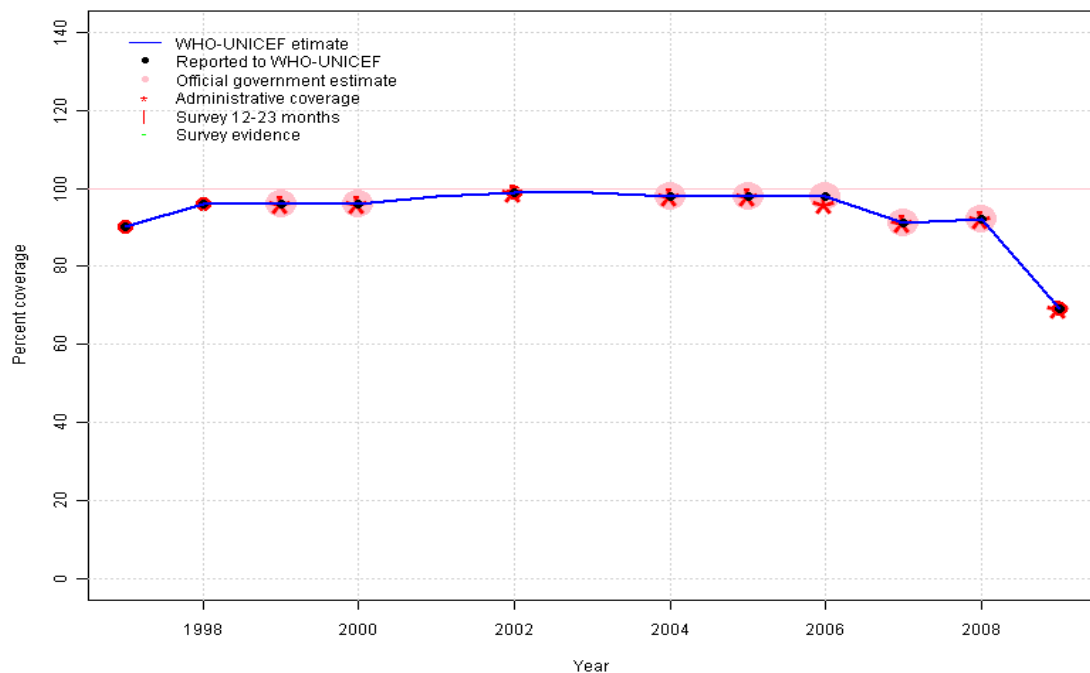
Description:

- 1997: Legacy estimate.
- 1998: Estimate based on reported data.
- 1999: Estimate based on reported data. Estimate based on nationally reported data
- 2000: Estimate based on reported data.
- 2001: Estimate based on trend in reported data. Missing or ignored reported value estimated by interpolation between reported values of 83 percent in 2000 and 99 percent in 2002.
- 2002: Estimate based on reported data.
- 2003: Estimate based on trend in reported data. Missing or ignored reported value estimated by interpolation between reported values of 99 percent in 2002 and 100 percent in 2004.
- 2004: Estimate based on reported data.
- 2005: Estimate based on reported data.
- 2006: Estimate based on reported data.
- 2007: Estimate based on reported data.
- 2008: Estimate based on reported data.
- 2009: Estimate based on reported data. Estimate based on nationally reported data

	1997	1998	1999	2000	2001	2002	2003	2004	2005	2006	2007	2008	2009
Estimate	83	74	96	83	91	99	99	99	98	98	91	97	75
Reported	83	74	96	83	NA	99	NA	100	98	98	91	97	75
Official	NA	NA	96	83	NA	NA	NA	100	98	98	91	97	NA
Administrative	NA	NA	96	83	NA	99	NA	98	98	97	91	97	75
Survey	NA	NA	NA	NA	NA	NA	NA	NA	NA	NA	NA	NA	NA

Palau - HepB3

PLW - HepB3



Description:

1997: Legacy estimate.

1998: Estimate based on reported data.

1999: Estimate based on reported data.

2000: Estimate based on reported data.

2001: Estimate based on trend in reported data. Missing or ignored reported value estimated by interpolation between reported values of 96 percent in 2000 and 99 percent in 2002.

2002: Estimate based on reported data.

2003: Estimate based on trend in reported data. Missing or ignored reported value estimated by interpolation between reported values of 99 percent in 2002 and 98 percent in 2004.

2004: Estimate based on reported data.

2005: Estimate based on reported data.

2006: Estimate based on reported data.

2007: Estimate based on reported data.

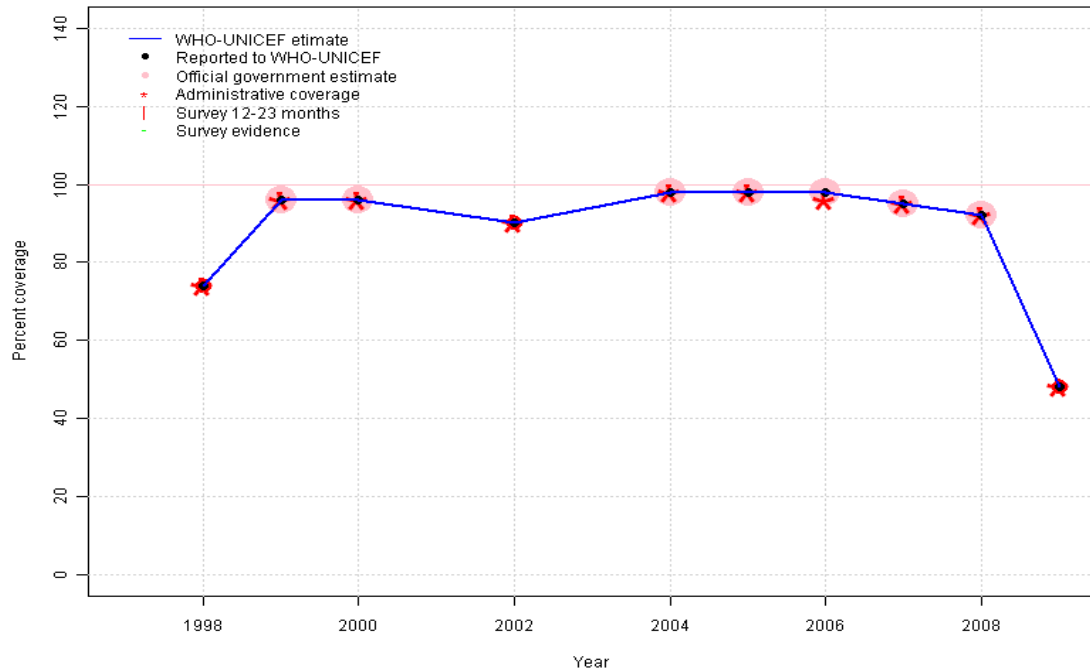
2008: Estimate based on reported data.

2009: Estimate based on reported data. Estimate based on nationally reported data

	1997	1998	1999	2000	2001	2002	2003	2004	2005	2006	2007	2008	2009
Estimate	90	96	96	96	98	99	99	98	98	98	91	92	69
Reported	90	96	96	96	NA	99	NA	98	98	98	91	92	69
Official	NA	NA	96	96	NA	NA	NA	98	98	98	91	92	NA
Administrative	NA	NA	96	96	NA	99	NA	98	98	96	91	92	69
Survey	NA	NA	NA	NA	NA	NA	NA	NA	NA	NA	NA	NA	NA

Palau - Hib3

PLW - Hib3



Description:

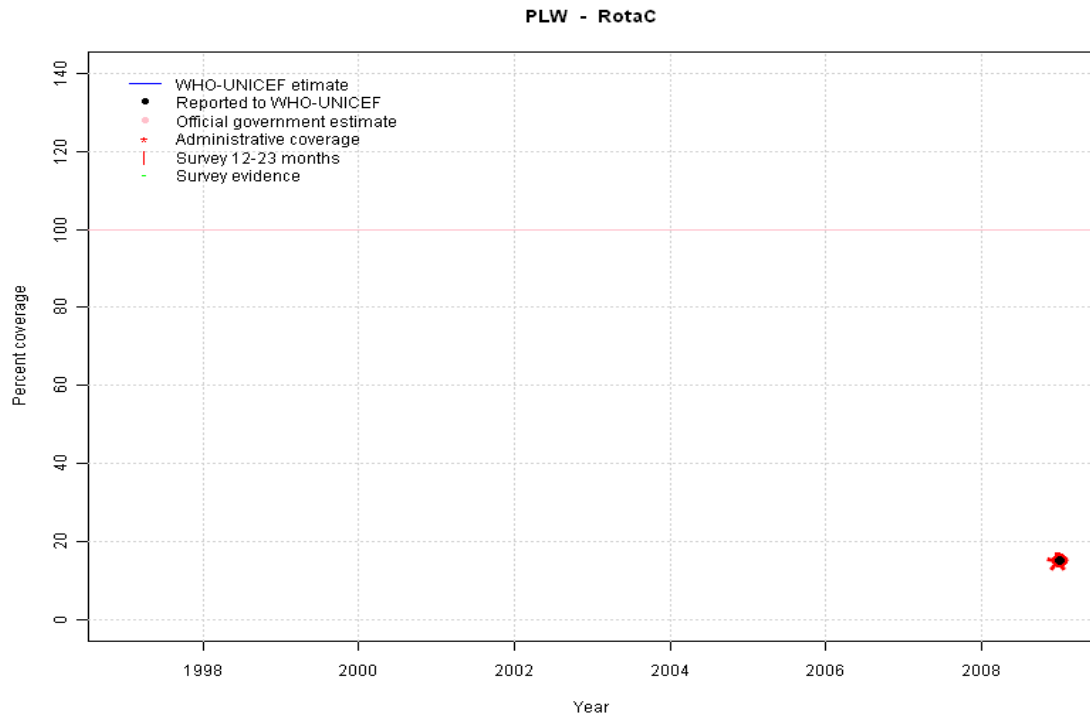
- 1998: Estimate based on reported data. Hib introduced in 1998 Vaccine presentation is Hib mono.
- 1999: Estimate based on reported data.
- 2000: Estimate based on reported data.
- 2001: Estimate based on reported data. Missing or ignored reported value estimated by interpolation between reported values of 96 percent in 2000 and 90 percent in 2002.
- 2002: Estimate based on reported data.
- 2003: Estimate based on reported data. Missing or ignored reported value estimated by interpolation between reported values of 90 percent in 2002 and 98 percent in 2004.
- 2004: Estimate based on reported data.
- 2005: Estimate based on reported data.
- 2006: Estimate based on reported data.
- 2007: Estimate based on reported data.
- 2008: Estimate based on reported data.
- 2009: Estimate based on reported data. Estimate based on nationally reported data

	1997	1998	1999	2000	2001	2002	2003	2004	2005	2006	2007	2008	2009
Estimate	NA	74	96	96	93	90	94	98	98	98	95	92	48
Reported	NA	74	96	96	NA	90	NA	98	98	98	95	92	48
Official	NA	NA	96	96	NA	NA	NA	98	98	98	95	92	NA
Administrative	NA	74	96	96	NA	90	NA	98	98	96	95	92	48
Survey	NA	NA	NA	NA	NA	NA	NA	NA	NA	NA	NA	NA	NA

Palau - RotaC

Description:

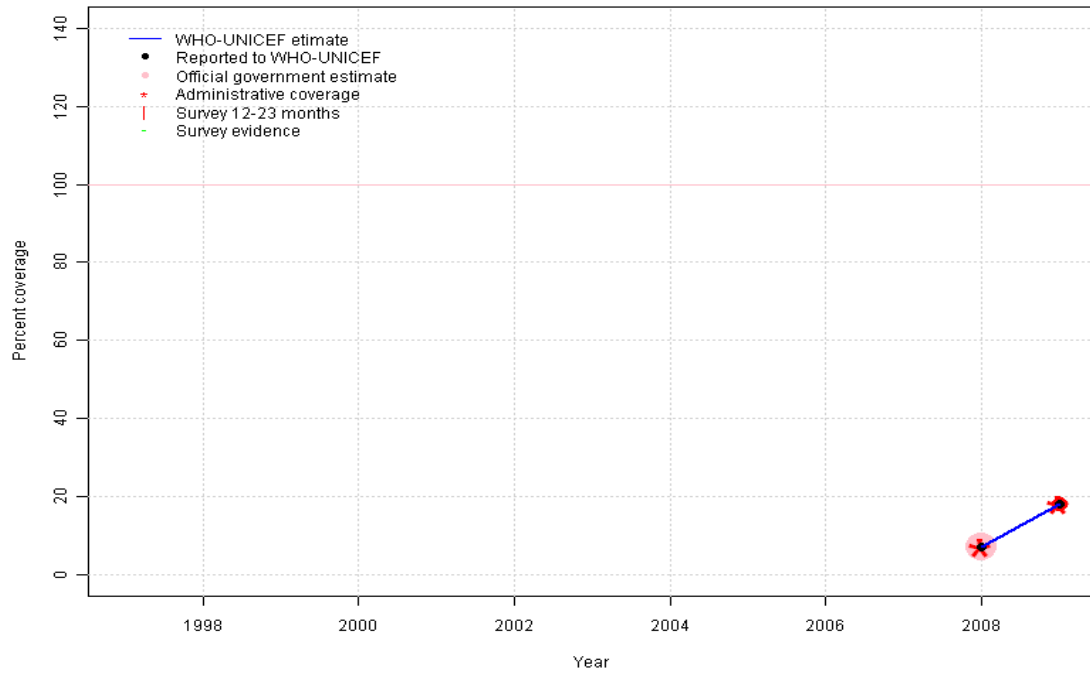
2009: Estimate based on reported data. Rota introduced in 2008 reporting started in 2009



	1997	1998	1999	2000	2001	2002	2003	2004	2005	2006	2007	2008	2009
Estimate	NA	NA	NA	NA	NA	NA	NA	NA	NA	NA	NA	NA	15
Reported	NA	NA	NA	NA	NA	NA	NA	NA	NA	NA	NA	NA	15
Official	NA	NA	NA	NA	NA	NA	NA	NA	NA	NA	NA	NA	NA
Administrative	NA	NA	NA	NA	NA	NA	NA	NA	NA	NA	NA	NA	15
Survey	NA	NA	NA	NA	NA	NA	NA	NA	NA	NA	NA	NA	NA

Palau - PnV3

PLW - PnV3



Description:

2008: Estimate based on reported data. PCV introduced in 2008

2009: Estimate based on reported data. Estimate based on nationally reported data

	1997	1998	1999	2000	2001	2002	2003	2004	2005	2006	2007	2008	2009
Estimate	NA	NA	NA	NA	NA	NA	NA	NA	NA	NA	NA	7	18
Reported	NA	NA	NA	NA	NA	NA	NA	NA	NA	NA	NA	7	18
Official	NA	NA	NA	NA	NA	NA	NA	NA	NA	NA	NA	7	NA
Administrative	NA	NA	NA	NA	NA	NA	NA	NA	NA	NA	NA	7	18
Survey	NA	NA	NA	NA	NA	NA	NA	NA	NA	NA	NA	NA	NA

Further information and estimates for 1980-1996 are available at:

http://www.childinfo.org/immunization_countryreports.html

http://www.who.int/immunization_monitoring/routine/immunization_coverage/en/index4.html